



VELUX®


Skylights

Residential Skylights 2025 Catalog

Skylights, Sun Tunnel® Skylights, and Roof Windows

Contents

- 4 The VELUX Skylight System
- 6 Deck-Mounted Skylight Systems
 - VSS** Solar-Powered Skylight System
 - VSE** Electric-Powered Skylight System
 - VS** Manual Skylight System
 - FS** Fixed Skylight System
- 8 Curb-Mounted Skylight Systems
 - VCS** Solar-Powered Skylight System
 - VCE** Electric-Powered Skylight System
 - VCM** Manual Skylight System
 - FCM** Fixed Skylight System
- 10 Flat Roof Skylights
 - GSM** Fixed SkyMax
 - CMD** Fixed Double Dome with Polycarbonate
 - CFU** Fixed Base Unit with ISU CurveTech Cover
 - CXP** Hatch with Polycarbonate Dome Top Cover
- 12 Self-Flushed Skylights
 - EVMS** Solar-Powered Skylight
 - EV** Manual Skylight
 - EF** Fixed Skylight
 - QPF** Fixed Skylight System
- 14 Shades
 - Solar-Powered Skylight Shades
 - Manual Roof Window Shades
- 16 Remote Controls
 - VELUX Touch
 - Other Remote Options
- 18 Roof Windows
 - GPU** Top-Hinged
 - GGU** Center-Pivot
 - GXU** Roof-Access
 - GDL** Balcony
- 20 Sun Tunnel® Skylights
 - TGR / TGF** Low-Profile Dome
 - TMR / TMF** Pitched Dome
 - TCR** Curb-Mount Dome
 - TLR** Low-Profile Glass
 - TZRQ** Pan-Flushed Glass
 - TZR / TZRL** Curb-Mount Glass
- 22 Architectural Skylights
 - Custom Structural
 - VMS** Modular
- 24 Flashing & Installation
 - Flashing Systems
 - 3 Types of Installation
 - VELUX Skylight Guarantee
 - Ceiling Types



VELUX®

Skylights

30
YEARS
OF SKYLIGHT EXCELLENCE

The ultimate skylight experience.

Solar-Powered
Remote-Controlled
Shade
Pre-Installed
for Total Light &
Climate Control

Meet the Complete VELUX Skylight System

Designed for better everyday living.

Beginning this year, most VELUX glass skylights will include remote-controlled solar-powered shades!

Get ready for a new daylight experience with the VELUX Skylight System! What's a Skylight System? It's our world-famous glass skylight with a pre-installed solar-powered shade – and everything else you need to make the very most of the benefits skylights provide. Skylight Systems are also more streamlined and easier to install, making them the ideal option for installers and homeowners alike.

The total skylight package complete with remote controls, Skylight Systems also have everything

you need to enjoy total control over your skylight – including the daylight that comes through it – as soon as they're installed.

Certain VELUX Skylight Systems are available in venting models, offering fresh air in addition to abundant natural light. And all Skylight Systems are available in configurations that can be installed on multiple roof types (shingles, tiles, etc.), as well as on flat to steep roofs. You can learn more about different installation types and what would work best for your home on page 24.

The VELUX Skylight System

Includes Skylight, Shade, and Remote Control

1 Glass Skylight

The base of the VELUX Skylight System is our world-famous skylight! With multiple installation options, the skylight can be fixed or venting to provide fresh air. Venting models are available in solar-powered (pictured below), electric, and manual operations.

2 Solar-Powered Shade

The included room-darkening skylight shade is solar-powered and offers total light control, increasing the Skylight System's energy performance up to 45%*.

*Actual percentage varies by skylight model and size

3 Remote Controls

Each shade included in a Skylight System comes with a factory-paired remote control for easy set-up and operation. Electric and solar venting Skylight Systems also include a pre-paired remote to open and close the skylight.

Manual venting Skylight Systems can be operated with a handle or control rod, sold separately.

See all remote options on page 17.

4 Standard Safety Glass

Our Standard Safety Glass is a laminated glass that is safe for out-of-reach applications. It is double-paned with an argon fill to help reduce unwanted outside noise while providing a clear view of the skies above.

5 Rain Sensors

Each solar and electric venting Skylight System features an integrated rain sensor to close the skylight automatically at the first signs of inclement weather.

6 Insect Screens

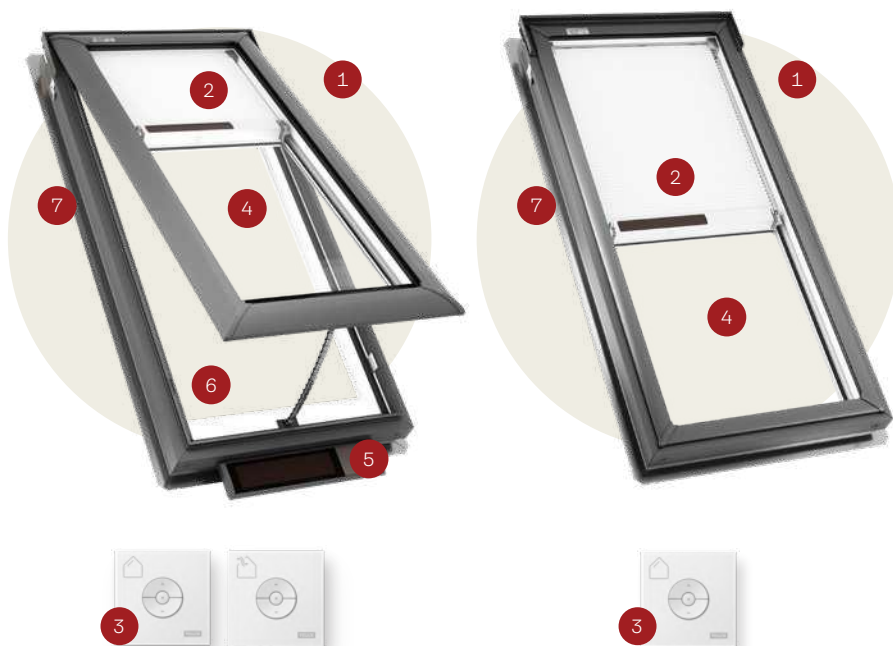
Every venting Skylight System includes an insect screen to prevent bugs and debris from entering the home through an open skylight.

7 Weathertight Guarantee

VELUX flashing is required to create a weathertight seal around deck- and curb-mount Skylight Systems, as well as to qualify for our 10-year installation warranty.

Flashing kits packaged and sold separately. See page 24.

VELUX Skylight Systems available in venting and fixed models.



Why Skylight Shades?

Your skylight wants shades.

It's simple: a skylight isn't complete without a shade! VELUX skylights have always provided abundant natural light, and now it's our standard that they also provide light control. Not only does this create a better overall experience, adding shades to skylights also improves their energy efficiency and helps create an overall more sustainable home.

Skylight Shade Benefits

How shades improve the System.

- Light Control: Easily open and close shades with a remote control to let in light or prevent glare on your terms.
- Climate Control: Shades help better insulate the skylight, blocking heat gain in the summer and keeping heat in during the winter.
- Energy Efficiency: VELUX solar-powered shades can increase a skylight's energy efficiency up to 45%¹ while natural light allows you to rely less on electricity.

More Skylight System Benefits

Other ways the System works for you.

- Easy Installation: Everything your installer needs to install your skylight system is ready to go when they arrive at your home, helping cut down on project time and the need for follow-up fixes.
- Quality You Trust: VELUX has been the world-leader in skylights and roof windows for over 80 years, and we're using that expertise to make your daylighting experience even better than before.



Solar-Powered
Remote-Controlled
Shade
Pre-Installed
for Total Light &
Climate Control

HGTV
**URBAN
OASIS**
PROUD SPONSOR
— 2023 —

Deck-Mounted Skylight Systems

Explore our range of classic deck-mounted skylights with shades, including solar, electric, and manual versions. Deck-mounted skylights attach directly to your roof with no need for a curb, resulting in a quick, seamless, and watertight installation.

VIEW FULL BROCHURE



Deck-Mounted Skylight Systems



VSS

A B C D E

Solar-Powered Fresh Air Skylight System

- Powered by a discreet solar panel allowing you to open and close your skylight with the touch of a button without using your home's electricity
- Equipped with a built-in rain sensor to close the unit in the event of inclement weather



VSE

A B C D E

Electric Fresh Air Skylight System

- Concealed motor and control system easily opens and closes skylight with a remote
- Equipped with a built-in rain sensor to close the unit in the event of inclement weather



VS

A C D E

Manual Fresh Air Skylight System

- Opens and closes by hand with a smooth turning handle for in-reach applications and a rod for out-of-reach ones
- Choose from a variety of different glass types, such as impact or snowload



FS

A C E

Fixed Skylight System

- Designed to visually expand a space by bringing in an abundance of natural light
- Choose between a variety of different glass types, such as impact or snowload
- Clean, low-profile appearance allows this skylight to fit in on any roof

Optional Upgrades: Impact Glass¹ | Snowload Glass² | Copper Cladding³ | Stain Grade Wood Interior⁴

¹ Available as special order excluding FS C12. FS C04, C06, M06, M08, S06 stocked. ² Special Order for all standard sizes. ³ Excluding VSS. ⁴ VSS, VS, FS sizes C04, C06, M06, M08, S06 stocked. VSE available as Special Order.
















A Add the VELUX App Control system, Gateway + App:
Automate operation of your VELUX venting skylights and shades to match your schedule anytime, anywhere with your smartphone or smart home device. See page 17



B Add the Smart Tech Option:
Improve indoor air quality and climate based on temperature, humidity, and CO₂ levels with smart sensor automation of your VELUX skylights and shades. See page 17



C Wireless remote included. **D** Equipped with insect screen. **E** 10-year installation warranty when installed with VELUX Flashing, see page 25.

Standard Sizes	A06	C01	C04	C06	C08	C12	D26	D06	M02	M04	M06	M08	S01	S06
														
Rough Opening (W-in. x H-in.)	14 1/2 x 45 3/4	21 x 26 7/8	21 x 37 7/8	21 x 45 3/4	21 x 54 7/16	21 x 70 1/4	22 1/2 x 22 15/16	22 1/2 x 45 3/4	30 1/16 x 30	30 1/16 x 37 7/8	30 1/16 x 45 3/4	30 1/16 x 54 7/16	44 1/4 x 26 7/8	44 1/4 x 45 3/4
VSS Solar / VSE Electric		•	•	•	•					•	•	•	•	•
VS Manual		•	•	•	•				•	•	•	•	•	•
FS Fixed	•	•	•	•	•	•	♦	♦	•	•	•	•	•	•

Unless noted, all base models include pre-installed room-darkening, double pleated white shade. ♦ Model FS sizes D26 and D06 fit perfectly between roof trusses.



Solar-Powered
Remote-Controlled
Shade
Pre-Installed
for Total Light &
Climate Control

HGTV
**URBAN
OASIS**
PROUD SPONSOR
2023

Curb-Mounted Skylight Systems

Enjoy the benefits of fresh air and natural light even if you have a flat or lower pitched roof with our specially designed curb-mounted skylights with shades. This skylight is built like a shoe box with a site-built curb as the box and the skylight as its top, allowing for installation on a wider variety of rooftops.

VIEW FULL BROCHURE



Curb-Mounted Skylight Systems



VCS

A B C D E

Solar-Powered Fresh Air Skylight System

- Solar-powered battery control system easily opens and closes skylight with remote or smartphone app
- Equipped with a built-in rain sensor to close the unit at the first sign of rain



VCE

A B C D E

Electric Fresh Air Skylight System

- Concealed motor and control system easily opens and closes skylight with a remote
- Rain sensor automatically closes skylight at the first sign of rain



VCM

A C D E

Manual Fresh Air Skylight System

- Manually open and close the skylight with smooth-turning handles or control rods
- White frames and sashes create a sleek, high quality finish



FCM

A C E

Fixed Skylight System

- Low profile creates a clean, streamlined appearance on the roof
- Positioning allows for twice the natural light as vertical windows
- Custom sizes available













Stocked & Special Order
Custom Sizes
Available












Optional Upgrades: Impact Glass¹ | White Laminated Glass² | Triple Pane Glass³

¹ Excluding VCE. VCS 2222, 2246 stocked. FCM sizes 2222, 2234, 2246, 3030, 3046, 3434, 4646 stocked. Excluding FCM sizes 2270, 3055, 4672. ² Excluding VCE.

³ Available only for FCM. Special Order in standard sizes, excluding 2270, 3055, 3171, 4672.

- A Add the VELUX App Control system, see page 17. B Add VELUX ACTIVE, see page 17. C Wireless remote included.
D Equipped with insect screen. E 10-year installation warranty when installed with VELUX Flashing, see page 25.

Standard Sizes	1430*	1446*	1943	2222	2230	2234	2246	2270	2347	3030	3046
											
Outside Curb (W-in. x H-in.)	17 1/2 x 33 1/2	17 1/2 x 49 1/2	22 1/2 x 46 1/2	25 1/2 x 25 1/2	25 1/2 x 33 1/2	25 1/2 x 37 1/2	25 1/2 x 49 1/2	25 1/2 x 73 1/2	26 1/2 x 50 1/2	33 1/2 x 33 1/2	33 1/2 x 49 1/2
Max Skylight Clearance (W-in. x H-in.)	18 5/8 x 34 5/8	18 5/8 x 50 5/8	23 1/8 x 47 5/8	26 5/8 x 26 5/8	26 5/8 x 34 5/8	26 5/8 x 38 5/8	26 5/8 x 50 5/8	26 5/8 x 74 5/8	27 5/8 x 51 5/8	34 5/8 x 34 5/8	34 5/8 x 50 5/8
VCS Solar				•		•	•			•	•
VCE Electric				•		•	•			•	•
VCM Manual				•		•	•			•	•
FCM Fixed	•	•	•	•	•	•	•	•	•	•	•

Standard Sizes (cont.)	3055	3171	3422	3434	3446	3737	4622	4630	4646	4672
										
Outside Curb (W-in. x H-in.)	33 1/2 x 58 1/2	35 x 75	37 1/2 x 37 1/2	37 1/2 x 37 1/2	37 1/2 x 49 1/2	40 1/2 x 40 1/2	49 1/2 x 25 1/2	49 1/2 x 33 1/2	49 1/2 x 49 1/2	49 1/2 x 75 1/2
Max Skylight Clearance (W-in. x H-in.)	34 5/8 x 59 5/8	36 1/8 x 76 1/8	38 5/8 x 38 5/8	38 5/8 x 38 5/8	38 5/8 x 50 5/8	41 5/8 x 41 5/8	50 5/8 x 26 5/8	50 5/8 x 34 5/8	50 5/8 x 50 5/8	50 5/8 x 76 5/8
VCS Solar				•		•	•	•	•	
VCE Electric				•					•	
VCM Manual				•					•	
FCM Fixed	•	•	•	•	•		•	•	•	•

*Shades are not available for FCM sizes 1430 or 1446.



See More
Flat Roof Models:
Curb-Mounted
Skylights
Page 9
Sun Tunnel®
Skylights
Page 21

Flat Roof Skylights

Designed for homes with flat or low-slope roofs, VELUX Flat Roof Skylights transform any space with natural light. The innovative design of these skylights lets in more daylight, easily sheds rainwater, and stands out as a modern addition to roof surfaces.


Flat Roof Skylights



GSM

Fixed SkyMax Skylight

- Covers areas up to 35 square feet – 10 feet at the longest dimension
- Laminated LowE³ Glass, custom glass options available including Hurricane Resistant*
- Standard 2604 powdered coat finish in VELUX Grey with additional designer colors or copper cladding available
- Custom sizes available; minimum 17 1/2", maximum 120"



CMD

Fixed Double Dome Polycarbonate

- Clear dome over clear inner dome
- 5-year hail warranty
- Available with Miami Dade product approval
- Custom sizes available; minimum make size 24" x 24", maximum make size to 50 3/4" x 76 1/2"



CFU/ISU

Fixed CurveTech Glass

- ISU CurveTech top cover with CurveTech glass lets rainwater easily roll off for a clean look while preventing leaks
- Tempered glass top cover is virtually scratch-proof, providing a durable layer of protection
- CFU fixed base unit with laminated glass for added safety, sound control, and thermal protection
- Insulated PVC frame



CXP/ISD

Hatch Polycarbonate Dome

- Opens manually up to 60° for roof access
- Highly impact resistant domed polycarbonate outer cover lets rainwater easily roll off for a clean look while preventing leaks
- Inner laminated glass for added safety, sound control, and thermal protection
- Insulated PVC frame

GSM Custom Finish Colors:



VELUX Grey finish standard. Other custom finish colors are available.**

Shades and flashing kits are not available with GSM and CMD models.

Standard Sizes	2222	2246	3030	3636	4646	4896	5199
GSM 1° - 60° 1/4:12 - 20:12							
Outside Curb (W-in. x H-in.)	25 1/2 x 25 1/2	25 1/2 x 49 1/2	33 1/2 x 33 1/2	39 1/2 x 39 1/2	49 1/2 x 49 1/2	48 x 96	51 x 99
Max Skylight Clearance (W-in. x H-in.)	26 5/8 x 26 5/8	26 5/8 x 50 5/8	34 5/8 x 34 5/8	40 5/8 x 40 5/8	50 5/8 x 50 5/8	49 3/4 x 97 3/4	52 1/4 x 100 3/4
GSM SkyMax Fixed						•	•
CMD Domed Fixed	•	•	•	•	•		

Standard Sizes	060060	080080	090060	120090	120120	090090	100100	150100	150150	200100	090120	100100	120120
0° - 15° 0:12 - 3:12													
Rough Opening (W-in. x H-in.)	23 11/16 x 23 11/16	31 9/16 x 31 9/16	35 1/2 x 23 11/16	47 5/16 x 35 1/2	47 5/16 x 47 5/16	35 1/2 x 35 1/2	39 7/16 x 39 7/16	59 1/8 x 39 7/16	59 1/8 x 59 1/8	78 3/4 x 39 7/16	35 7/16 x 47 1/4	39 3/8 x 39 3/8	47 1/4 x 47 1/4
Exterior Frame (W-in. x H-in.)	32 1/16 x 32 1/16	39 15/16 x 39 15/16	43 7/8 x 32 1/16	55 11/16 x 43 7/8	55 11/16 x 55 11/16	43 7/8 x 43 7/8	47 13/16 x 47 13/16	67 1/2 x 47 13/16	67 1/2 x 67 1/2	87 3/16 x 47 13/16	42 1/2 x 54 5/16	46 7/16 x 46 7/16	54 5/16 x 54 5/16
CFU/ISU CurveTech	•	•	•	•	•	•	•	•	•	•			•
CXP/ISD Domed Hatch											•	•	•

* Call 1-800-888-3589 for information about custom options. ** Visit commercial.veluxusa.com/products/finishes for full list of GSM finish color options.



Self-Flashed Skylights

The VELUX product line of self-flashed skylights differ from both deck- and curb-mounted skylights because their curb and flashing are built into the skylight and come with a watertight seal. These skylights are ideal for thin roofing materials like asphalt shingles and are ready to install straight out of the box.

Metal Flashed

E-Class PVC Flashed



QPF

A B

Fixed Skylight System

- Standard white room-darkening solar-powered shade, factory-installed with pre-paired remote¹
- Pre-finished white interior wood frame
- Pre-installed metal flashing designed for sealant based installation

A Add the VELUX App Control system, Gateway + App: Control your VELUX shades anytime, anywhere with your smartphone or smart home device. See page 17



EVMS

B C D E

Solar-Powered Fresh Air Skylight

- Solar-powered battery control system easily opens and closes skylight with remote or smartphone app
- Rain sensor automatically closes skylight at the first sign of rain
- Easy installation, no sealants or mastic required
- Available in custom sizes only



EV

C D E

Manual Fresh Air Skylight

- Manually open and close the skylight with smooth-turning handles or control rods
- Integrated PVC flashing
- Easy installation, no sealants or mastic required
- Available in custom sizes only



EF

D E

Fixed Skylight

- With no mastic, step-flashing, or sealants, skylight is ready to be installed right out of the box in as little as 30 minutes
- Larger glass area delivers up to 22% more daylight compared to similar models
- Available in custom sizes only

B Wireless remote included. **C** Equipped with insect screen. **D** Available in custom sizes and finish colors. **E** No sealants or flashing required.

Optional Upgrades: Impact Glass* | White Laminated Glass

* Model QPF only.

QPF Standard Sizes	2222	2230	2246	3030	3046	4646
Outside Flashing	29 5/8 x 29 5/8	29 5/8 x 37 5/8	29 5/8 x 53 5/8	37 5/8 x 37 5/8	37 5/8 x 53 5/8	53 5/8 x 53 5/8
Rough Opening/ Finished Frame	22 1/2 x 22 1/2	22 1/2 x 30 1/2	22 1/2 x 46 1/2	30 1/2 x 30 1/2	30 1/2 x 46 1/2	46 1/2 x 46 1/2

E-Class Custom Sizes




EVMS/EV sizing:

- Up to 15 sq ft
- Min RO: 22 1/4" W or H
- Max RO: 48" W or 54" H

EF sizing:

- Up to 23 sq ft
- Min RO: 14 1/2" W or H
- Max RO: 72" W or H

E-Class Custom Finish Colors:



VELUX Neutral Grey is standard. Other custom finish colors are available.²

¹ Other special order shade colors available with extra lead time. ² Visit commercial.veluxusa.com/products/finishes for full list of E-Class finish color options.



Solar Skylight Shades & Manual Roof Window Shades

Solar shades add the ultimate functionality to skylights. Sustainably powered by the sun, solar skylight shades give you control over the amount of light in your home. Use the included remote to easily open and close your shades, or upgrade to our new VELUX Touch Remote for even smarter operation.

Complete the look of your roof window with stylish, manually-operated roof window shades! Available in a variety of styles and colors to match your decor, roof window shades easily glide up and down to let in just the right amount of light for your space.


MORE INFORMATION



Solar-Powered Skylight Shades

In-Stock Skylight Shade ¹

Room-Darkening, Double-Pleated
Standard with VELUX Skylight System models



1045
White

Special Order Skylight Shade Options ²

Room-Darkening, Double-Pleated



1155
Beige



1163
Grey



1164
Grey Melange



1171
Dark Sand



1172
Light Grey



1047
Charcoal



1049
Golden Beige



1156
Blue



1165
Light Brown



1173
Petrol



1168
Dusty Green



1169
Light Blue



1170
Dark Taupe



1166
Ivory



1167
Orange

Light Filtering, Single-Pleated



1016
White



1259
Classic Sand



1275
Natural



1282
Dark Grey



1286
Jeans Blue



1256
Classic White



1274
Charcoal



1276
Dusty Brown



1277
Dusty Sand



1278
Beige



1280
Forest Green



1281
Mint Green



1283
Light Beige



1284
Grey



1285
Soft Blue



1279
Red Wine

Manual Roof Window Shades

Ships separately from Roof Window

In-Stock Roof Window Shade Options ¹


Room-Darkening,
Double-Pleated

Light-Filtering,
Single-Pleated

Venetian



1045
White



1016
White



7001
White

Special Order Roof Window Shade Options ²

Room-Darkening, Double-Pleated



1155
Beige



1163
Grey



1164
Grey Melange



1171
Dark Sand



1172
Light Grey



1047
Charcoal



1049
Golden Beige



1156
Blue



1165
Light Brown



1173
Petrol



1168
Dusty Green



1169
Light Blue



1170
Dark Taupe



1166
Ivory



1167
Orange

Light Filtering, Single-Pleated



1256
Classic White



1259
Classic Sand



1275
Natural



1282
Dark Grey



1286
Jeans Blue



1274
Charcoal



1276
Dusty Brown



1277
Dusty Sand



1278
Beige



1280
Forest Green



1281
Mint Green



1283
Light Beige



1284
Grey



1285
Soft Blue




1279
Red Wine

¹**In-Stock:** Solar skylight shades are sold separately (2-4 business days) and/or factory installed as a part of VELUX Skylight Systems (see skylight product pages 6-9). Custom sizes are sold separately as special order. Manual roof window shades not eligible for factory installation. ²**Special Order:** No factory installation for special order skylight or roof window shades. Shades ship separately: skylights 14 business days and roof windows up to 8 weeks. GDL requires two shades, one each for top and bottom windows.



Simple control of all VELUX skylights and shades with one remote.



The Touch remote controls both skylights and shades, featuring ventilation timing and programmable presets.

We believe it should be easier to create your perfect home environment with VELUX skylights and shades. Now, with VELUX Touch, you only need to reach for one remote to take control of every skylight and shade you install. Talk about indoor comfort right at your fingertips!

- Remote operation in room where your skylights are installed
- Operate multiple products at once
- Group skylights and shades to operate together
- Set the ventilation timer for regular automated home airing
- Lock home option to securely close all your skylights automatically
- Preset shade and skylight positions for even easier operation

MORE INFORMATION





Remote Comparison



VELUX Wall Switch

For customers who want simple control over a single or group of skylights or shades in one room.

VELUX Touch

For customers who want simple control over multiple skylights and shades with one remote.

VELUX App Control

For customers who wish for more benefits and smartphone control without full automation.

VELUX ACTIVE

For customers who wish to improve indoor air quality while gathering insights with smart automated ventilation and climate control.

Price	Included with Product	\$	\$	\$\$
Remote Operation Inside the Room	✓	✓	✓	✓
Remote Operation from Anywhere			✓	✓
Operate Multiple Ungrouped Products		✓	✓	✓
Requires Wi-Fi Connection			✓	✓
Compatible with Apple HomeKit® and Google Assistant™			✓	✓
Group Products		✓	✓	✓
Ventilation Timer		✓	✓	✓
Lock Home Option (close all skylights)		✓	✓	✓
Accessible to All Household Members	✓	✓	✓	✓
Scheduling to Personal Preferences			✓	✓
Voice Control			✓	✓
Sensor-based Automation				✓
Use of Weather Data				✓
Live Indoor Sensor Data				✓




Roof Windows

VELUX Roof Windows are installed within reach and manually open to let fresh air flow in while maximizing the amount of natural light in a space. Perfect for loft conversions and attic spaces, roof windows offer panoramic views, natural ventilation, and increased energy efficiency.

VIEW FULL BROCHURE



Roof Windows



Top-Hinged

- Innovative top control bar allows for lower installation, providing excellent views while standing or seated
- Convenient bottom handle for simple operation within reach
- Unique ventilation flap with built-in reusable air filter allows fresh, filtered air through with the window closed
- Interior wood frame with white polyurethane finish

Center-Pivot

- Convenient and simple to operate, even with furniture placed beneath
- Easy to open and quick to close with the innovative top control bar
- Lower installation allows for more flexibility and better views while standing or seated
- Unique ventilation flap allows fresh, filtered air through with the window closed
- Interior wood frame with white polyurethane finish

Roof Access

- Opens wide for easy access to the roof for repairs, maintenance, emergency, and egress
- Greatly increase the amount of natural light and fresh air in your rooms
- Sleek outer appearance blends in with your roofline
- Innovative locking device keeps window open so it won't fall shut
- Interior wood frame with white polyurethane finish

Balcony

- Easily transforms from roof window to balcony in seconds
- Provides abundant daylight and great floor-to-ceiling views
- Unique ventilation flap allows fresh, filtered air through with the window closed
- Balcony fits flush with the roof when closed for a sleek exterior look
- Stain grade wood interior



Add Shades!

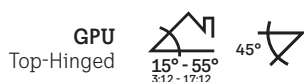
Roof windows are compatible with VELUX manual shades for ultimate light control.



White Venetian shades stocked. Shades ship separately from Roof Window. Special order colors available, see page 15.

Standard Sizes	CK02	CK04	CK06	FK04	FK06	FK08	MK04	MK06	MK08	MK10	PK06	PK08	PK10	SK06	SK08	UK04	UK08	MK19	PK19
Rough Opening (W-in. x H-in.)	22 1/8 x 31 1/8	22 1/8 x 39	22 1/8 x 46 7/8	26 1/2 x 39	26 1/2 x 46 7/8	26 1/2 x 55 1/2	31 1/4 x 39	31 1/4 x 46 7/8	31 1/4 x 55 1/2	31 1/4 x 63 1/2	37 5/8 x 46 7/8	37 5/8 x 55 1/2	37 5/8 x 63 1/2	45 3/8 x 46 7/8	45 3/8 x 55 1/2	53 1/4 x 39	53 1/4 x 55 1/2	33 1/16 x 101	39 3/8 x 101
GPU Top-Hinged		•	•				•	♦	♦				♦	♦			♦		
GGU Center-Pivot	•	•	•	•	•	•	•	•	•	•	•	•	•	•	•	•	•		
GXU Roof-Access			•		♦														
GDL Balcony																		♦	♦

♦ Satisfies most egress requirements. Consult local code officials regarding egress requirements as they may vary by jurisdiction.





Sun Tunnel® Skylights

Adding Sun Tunnel skylights is a cost-effective way to add natural light to areas that need a brighter, more vibrant appearance. With a variety of dome and flat glass options to collect daylight on the roof and their pre-fabricated light tube, Sun Tunnel skylights are quick and easy to install. Not to mention, rigid tube models come with a 20-year tube warranty.

VIEW FULL BROCHURE



Domed



TGF (flex) / TGR (rigid)

Low-Profile

- Angled dome is ideal for south-, west-, and east-facing roofs
- Parallel design to blend with roofline

TMF (flex) / TMR (rigid)

Pitched

- Raised dome allows for consistent light distribution throughout the day
- Provides straighter tube run through most roof pitches

TCR

Curb-Mount

- One-piece metal, curb-mounted counterflashing
- Ideal for low roof slopes, and tile or metal roofs

Flat Glass



TLR

Low-Profile

- Low profile glass design for a sleek appearance
- Perfect where local ordinances prohibit domes on roofs

TZRQ

Pan-Flashed

- For shingle roofs
- Glass options include tempered **fireproof** diamond wire or laminated **hurricane**

TZR / TZRL

Curb-Mount

- For tile or shingle roofs – TZRL includes flashing kit for shingled roofs
- Glass options include tempered **fireproof** diamond wire or laminated **hurricane**


Accessories:

Free light.
Day or night.



Designed to fit inside the rigid tube of a VELUX Sun Tunnel® skylight, the **VELUX Solar Night Light** gives off a soft, soothing glow from above when natural light isn't available. The night light's solar panel collects available sunlight, even on cloudy days, to power its rechargeable batteries.

Ceiling Rings and Frosted Diffusers



Electric Light Kit



Energy Kit



Daylight Controller



Other Accessories: Diffusion enhancer, additional rigid tube sections and elbows, suspension wire kit, exterior fire band, vapor barrier, flashing kits.

Standard Sizes	TGF 014	TGF 022	TGR/TMR 010	TGR/TMR 014	TGR 022	TMF 014	TCR 014	TLR 014	TZRQ 014	TZR 014	TZRL 014
Roof Pitch	14° - 60° 3:12 - 20:12	14° - 60° 3:12 - 20:12	14° - 60° 3:12 - 20:12	14° - 60° 3:12 - 20:12	14° - 60° 3:12 - 20:12	14° - 60° 3:12 - 20:12	0° - 60° 0:12 - 20:12	14° - 60° 3:12 - 20:12	10° - 60° 2:12 - 20:12	0° - 60° 0:12 - 20:12	10° - 60° 2:12 - 20:12
Rough Opening – Ceiling (Inches)	15 1/4	22 3/4	11 1/4	15 1/4	22 3/4	15 1/4	15 1/4	15 1/4	15 1/4	15 1/4	15 1/4
Rough Opening – Roof Deck* (W-in. x H-in.)	14 1/2 x 18	22 1/2 x 26	12 1/2 x 16	14 1/2 x 18	22 1/2 x 26	14 1/2 x 20	—	14 1/2 x 17 3/4	14 1/2 x 14 1/2	—	14 1/2 x 14 1/2
Outside Curb Dimensions** (W-in. x H-in.)	—	—	—	—	—	—	20 3/8 x 20 3/8	—	—	17 1/2 x 17 1/2	—
Tube Length Included with Kit (Feet)	8	8	4	4	4	8	4	4	4.3	5.3	5.3
Maximum Recommended Install Length (Feet)	8	12	20	30	40	8	30	30	30	30	30

* Roof deck rough opening height dependent on roof pitch, refer to installation instructions for proper measurement. ** Including roofing materials.

Fire resistant tempered diamond wire glass meets Class A Burn Brand Test ASTM E108. Laminated hurricane glass meets Florida Product Approval #6393.



Architectural Skylights

The VELUX line of architectural skylights is made up of lightweight, metal-framed structural skylights available in fully customizable configurations, finish colors, and glazing options.

As part of the architectural line, our modular skylight system can be configured to a range of different daylight solutions while offering several features for climate control, ventilation, and shading.

Custom Structural Skylights




Square Pyramid



Polygonal Pyramid



Extended Pyramid



Single Pitch



Double-Pitch



Low Profile

- Create spectacular daylighting applications with unlimited design capabilities
- Lightweight, metal-framed skylights capable of spanning up to 40 feet wide
- Insulated glass panels help control heat gain and loss in all types of weather
- Available in a wide variety of high-performance glass and finish colors

MORE INFORMATION



VELUX Modular Skylights – VMS



Longlight



Wall-Mounted Longlight



Step Longlight



Ridgelight



Step Ridgelight



Northlight

- Prefabricated components ensure a quality build, 100% water tightness, and fast, easy installation
- Available in a variety of configurations with both venting and fixed modules
- Includes electronic control system with wind and rain sensor
- Optional roller blinds are available to control daylight and solar heat gain



Venting Module



Fixed Module



MORE INFORMATION



3 Types of Installation

VELUX offers three skylight installation methods. To know which is right for your home, your installer or roofer will evaluate your roof pitch, roof material, ceiling type, and whether you're installing new skylights or replacing old ones.

Deck-Mounted Skylights

Skylight is nailed directly to the roof-deck

Low-profile design with an energy-efficient installation

Ideal for new home constructions or new skylight cut-ins



Curb-Mounted Skylights

Skylight is installed on top of a site-built curb or frame attached to the roof

Most common installation method for low-pitch or flat roofs

Ideal for replacing existing skylights



Self-Flashed Skylights

Flashing is integrated into the skylight, so no additional kit is needed

Skylight sits directly over rough opening in the roof and is sealed into place




Flashing Systems

VELUX Skylight Flashing Kits are a crucial part of our complete system designed to shed water without relying on sealants that can break down over time.

Deck-Mounted Flashing Systems

Deck-mounted flashing systems are comprised of a pre-attached deck seal, adhesive underlayment, and engineered flashing.



Curb-Mounted Flashing Systems

Curb-mounted flashing systems consist of a pre-attached skylight gasket, adhesive underlayment, and engineered flashing, ensuring a weathertight fit.




LEARN MORE



The VELUX Skylight Guarantee

VELUX skylights and flashing kits work together to ensure water protection that holds up in all weather conditions.

Our skylight warranty is our commitment that VELUX skylights installed with our flashing will stand strong in all types of weather. We're able to make this commitment with a 10-year installation warranty backed by our patented three layers of water protection on deck- and curb-mounted skylights.




- 1 Pre-Attached Seal**
Pre-attached deck seal (deck-mounted) or gasket (curb-mounted) provides a tight seal for leak-proof installation.
- 2 Adhesive Underlayment**
Adhesive underlayment for secondary water protection against the harshest weather conditions.
- 3 Engineered Flashing**
Engineered flashing for easy installation and primary water protection. See page 24 for flashing systems.

LEARN MORE



A Skylight for Every Ceiling

Flat, Attic, Cathedral, Vaulted



Flat Ceiling

If you have flat ceilings, once your skylight is set outside, your installer will construct a drywall light shaft inside. This shaft directs daylight to the room below while hiding the attic space between your ceiling and roof.



Cathedral Ceiling

The advantage to cathedral ceilings during skylight installation is that without attic space between the roof and your home's interior, there's no need for a light shaft. So, once your skylight is installed, the work's all done.



Vaulted Ceiling

Although similar to a cathedral ceiling, vaulted ceilings feature a single sloping side or arched slope. This style may require a light shaft to be created between your ceiling and roof for the skylight.



Attic

Even if your attic has obstacles like HVAC units, you can still add natural light to your home. Sun Tunnel® Skylights fit between ceiling supports, allowing light to fill the space below uninhibited.



Flat Roof & Ceiling

Like a cathedral ceiling, flat ceilings under flat roofs can easily accommodate both skylights and Sun Tunnel® skylights. Depending on your attic space, a small light shaft may be needed to complete the installation.

ENERGY STAR®

One of the most straightforward ways to help meet energy codes as a builder or architect, while still designing bright, airy buildings, is to specify ENERGY STAR® certified products.



Many VELUX residential products are ENERGY STAR® certified, which means they meet energy efficiency standards set by the US Environmental Protection Agency (EPA). In order to be ENERGY STAR® certified, fenestration products must have their U-factor, Visible Transmittance, and Solar Heat Gain Coefficient ratings independently tested and approved under the FenStarSM Certification Program of the National Fenestration Rating Council (NFRC) to qualify.

By using ENERGY STAR® certified products, architects and builders can use skylights to bring much needed daylight and fresh air inside, allowing them to create more attractive buildings and more livable spaces while still meeting local energy codes.

In warmer climates, there is great potential for lighting energy savings by using emerging control technologies like VELUX ACTIVE or more effective daylighting products like VELUX skylights with shades and Sun Tunnel® skylights.

Warranty

For over 80 years, VELUX has been dedicated to producing skylights and roof windows that are synonymous with quality and reliability. Our commitment to you does not end once your skylight is installed.

The VELUX deck- and curb-mounted product family carries a 10-year installation warranty when installed with VELUX flashing, plus 20 years on glass seal failure, 10 years on product, and 5 years on shades and controls.

The 10-year installation warranty does not apply to VELUX products purchased prior to January 1, 2010. Other exclusions apply, see full warranty for details.

MORE INFORMATION



Testing Data

VELUX rigorously tests the materials of our skylights so you can rest assured that the products installed in your home are safe.

For our most up-to-date data, visit: veluxusa.com/testing-data

MORE INFORMATION



NOTICE: ALL GLASS MAY BE SUBJECT TO UNEXPECTED AND SPONTANEOUS BREAKAGE in rare circumstances due to imperfections in the glass that are undetectable during the manufacturing and inspection process by the manufacturer of the glass and VELUX.

VELUX offers the choice of laminated or tempered glass skylights. Impact glass and comfortplus glass are all types of laminated glass. Comfort glass is a type of tempered glass. Laminated glass is a combination of two or more glass sheets with one or more interlayers of plastic (PVB) or resin. In case of breakage, the interlayer is designed to hold the fragments together. Tempered glass does not contain an interlayer to hold the fragments together. Instead, tempered glass is designed to break into small, pebble-like pieces. When tempered glass breaks, pieces of glass come loose and may strike an individual.

CONSULT LOCAL REGULATIONS AND/OR BUILDING MATERIAL CONSULTANTS TO DETERMINE WHICH TYPE OF GLASS IS RIGHT FOR YOU OR IF LAMINATED GLASS IS REQUIRED IN YOUR APPLICATION.

All VELUX skylights, roof windows, Sun Tunnel® skylights, flashing kits and shades must be purchased through a qualified VELUX dealer. Please see the "Where To Buy" section of veluxusa.com website for a list of VELUX dealers near you.

Transforming spaces since 1941. For over 80 years, VELUX has helped people envision and achieve the transformation of spaces using daylight and fresh air through the roof. Our product program includes skylights, Sun Tunnel® skylights, decorative shades and roof windows, as well as installation and smart home solutions. By creating brighter, healthier, more sustainable places to live, work, learn, and play we enable a better everyday life for people around the world. We work globally with sales and manufacturing operations in more than 40 countries and around 11,500 employees worldwide. The VELUX Group is owned by VKR Holding A/S, a limited company wholly owned by non-profit, charitable foundations (THE VELUX FOUNDATIONS) and family. For more information, visit veluxusa.com.

Transforming spaces since 1941. For over 80 years, VELUX has helped people envision and achieve the transformation of spaces using daylight and fresh air through the roof. Our product program includes skylights, Sun Tunnel® skylights, decorative shades and roof windows, as well as installation and smart home solutions. By creating brighter, healthier, more sustainable places to live, work, learn, and play we enable a better everyday life for people around the world. We work globally with sales and manufacturing operations in more than 40 countries and around 11,500 employees worldwide. The VELUX Group is owned by VKR Holding A/S, a limited company wholly owned by non-profit, charitable foundations (THE VELUX FOUNDATIONS) and family.

For more information, visit veluxusa.com.



VELUX America LLC
215 Puckett Ferry Road
PO Box 5001
Greenwood, SC 29648-5001

1-800-888-3589

veluxusa.com