

THERMA TRU®
DOORS

2025 FIBERGLASS & STEEL CATALOG



MANIFEST YOUR OUTER HOME

Manifest your outer home.

**We reinvented the door,
so you can reinvent your
first impression.**

Thanks to decades of material science expertise, Therma-Tru doors are made from super-natural, better-than-nature materials proven to outlast and outperform wood and steel.

Therma-Tru doors seamlessly blend beauty and durability to add incredible value and stunning curb appeal. They're designed to enhance your home's aesthetic and character, and keep their allure season after season. Choosing a Therma-Tru door means designing an inspired entrance with the confidence that it will perform for years to come.





Table of Contents

| | |
|-----|----------------------------------------------|
| 2 | INTRODUCTION |
| 28 | PATIO, STORM & VENT |
| 36 | CLASSIC CRAFT. |
| 100 | FIBER-CLASSIC. & SMOOTH-STAR. |
| 115 | ENLITEN™ FLUSH-GLAZED DESIGNS |
| 208 | STEEL |
| 232 | FIRE DOORS |
| 236 | PULSE. |
| 250 | FINISH OPTIONS |
| 257 | DOOR SYSTEM COMPONENTS |
| 272 | SPECIAL QUOTE PROGRAM |
| 273 | 3'6" WIDTH OPTIONS CHART |
| 274 | 7'0" & 6'6" HEIGHT OPTIONS CHARTS |
| 276 | PRODUCT DETAILS |
| 278 | INDEX |
| 291 | TRADE RESOURCES |

We've designed the only door you'll ever need.

Proven to perform, protect and preserve.

A Therma-Tru® complete door system is the culmination of **more than 60 years of expertise in material science, engineering and manufacturing**. We design on-trend entryways and test them against extreme environmental conditions — far beyond industry standards — to ensure maximum durability and safety. And we back our systems with comprehensive, industry-leading warranties.



Since we manufacture or specify every part of our complete door system, we can test every part — ensuring that each component meets our highest standards, and yours. A Therma-Tru door system **provides unmatched performance** when it matters most — for exceptional protection against water infiltration, improved energy efficiency and unparalleled durability.

1 ENLITEN™ FLUSH-GLAZED GLASS

Intentional design for exceptional performance — sleek flush-glazed glass provides increased energy efficiency¹ and superior sound dampening.

2 BALL-BEARING HINGES

Our ball-bearing hinges have been slam-tested to sustain daily use by a family of four for **more than 150 years**.

3 WEATHERSTRIPPING

Provides two points of contact and a form-fitting barrier for extra protection against leaks.

4 PRESSURE-INJECTED FOAM CORE

Our fiberglass doors feature a pressure-injected foam core that offers **4X more insulation** than a wood door.²

5 SILL, SWEEP & CORNER PADS

When the door is closed, an enhanced seal provides elevated protection against water infiltration.

6 SILL PAN

Catches and drains water away from the home while offering an added layer of defense for the home's subfloor.



¹Comparison of U-factor values of a flush-glazed full-lite door and a Lip-lite full-lite door, both with Low-E glass.

²Comparison of R-values of fiberglass to wood doors (both without glass).

Note: See your Therma-Tru seller or visit thermatru.com for details on limited warranties and exclusions.

Homeowners want to be confident that their home is safe and secure — offer a door system that delivers continuous protection against forced entry, **providing invaluable peace of mind.**

1 COMPOSITE DOOR FRAME

Our rot-free composite door frame is **50% stronger** at resisting forced entry than wood.¹

2 MULTI-POINT LOCKING SYSTEM

Engages the door frame at the top, middle and bottom, providing continuous protection along the door edge for enhanced security vs. a traditional deadbolt.

3 FIBERGLASS DOORS

Fiberglass entry doors are tough, providing **30% more protection** against forced entry than steel.²



Learn more about a Therma-Tru complete door system.

¹Comparison of pendulum impact test results for Therma-Tru composite door frame and standard finger-jointed Pine wood door frame, both with similar pre-hung doors.

²Comparison of pendulum impact test results for Therma-Tru doors in steel versus fiberglass. Visit thermatru.com for details. Note: See your Therma-Tru seller or visit thermatru.com for details on limited warranties and exclusions.

A Therma-Tru® entryway offers **exceptional beauty that withstands the test of time**. From our industry-first fiberglass — made from a proprietary blend of advanced materials — to our innovative PrismaGuard finish, our door systems are built to last.

1 FLUSH-GLAZED GLASS

Choose beautiful glass built directly into the door, protected by a comprehensive warranty that covers accidental glass breakage during construction or installation.

2 PRE-FINISHED PRISMAGUARD. DOORS

Today's homeowners expect perfection — PrismaGuard offers an **impeccable, factory-applied finish** that meets the toughest expectations.

3 FIBERGLASS DOORS

A durable fiberglass skin resists dents and dings, providing unsurpassed beauty for a lifetime.



Tru-Defense: The Ultimate Protection

A Therma-Tru® door system with Tru-Defense system components provides enhanced protection against water infiltration backed by a lifetime limited warranty and a comprehensive Tru-Defense Warranty Rider. With a Tru-Defense system, you are eligible for a reimbursement of up to \$2,500 should an issue arise.¹




DOUBLE YOUR PEACE OF MIND

When it comes to door systems, we believe that proper installation is just as important as having the best components. A Tru-Defense door system installed by a Therma-Tru Certified Door System Installer doubles your reimbursement eligibility.² Look for the (⊕) icon.

How to choose a Tru-Defense® system:

1 SELECT ANY THERMA-TRU FIBERGLASS DOOR SLAB



2 CHOOSE YOUR COMPONENTS

Door Frame

Bottom Sweep
(Inswing Only)

Corner Seal Pads
(Inswing Only)

Astragal
(Double Doors)

Composite Adjustable Sill

Hinges (Any)

Weatherstrip (Any)

Rain Guard
(Outswing Only)

3 ADD ANY RECOMMENDED COMPONENTS FOR ENHANCED PROTECTION

Multi-Point Locking System
(MPLS)

Sill Pan

Tru-Defense Warranty Rider

LEVELS OF REIMBURSEMENT

| System Includes | Reimbursement Eligibility | Reimbursement Eligibility with a Certified Installer |
|---------------------------------------------|---------------------------|------------------------------------------------------|
| Latch & Deadbolt (No Sill Pan) ³ | \$250 | \$500 |
| Latch & Deadbolt with Sill Pan ³ | \$500 | \$1,000 |
| MPLS (No Sill Pan) | \$1,000 | \$2,000 |
| MPLS with Sill Pan | \$1,250 | \$2,500 |

¹If water infiltrates solely as a result of non-conformities in the Tru-Defense door system.

²The Rider does not warrant workmanship of anyone who assembles or installs a Tru-Defense door system, including Therma-Tru Certified Door System Installers, nor any damages caused by improper handling, assembly or installation.

³Latch and deadbolt must meet Therma-Tru specifications.

Note: See your Therma-Tru seller or visit thermatru.com for details on limited warranties and exclusions.

Fiberglass Door Systems Built for Safety & Security

Protect the home and everything in it, from family and pets to valuables and keepsakes. Therma-Tru products are designed for durability and enhanced security with pieces and parts engineered as a complete system.

DID YOU KNOW?



On average, a home is burglarized in the U.S. **every 4 minutes**.¹



More than half of home burglaries occur **during the daytime**.¹

THERMA-TRU® COMPOSITE DOOR FRAME

Our rot-free composite door frame is 50% stronger at resisting forced entry than wood.²

- Features full-length jambs with no finger joints for more reliable performance, and a continuous composite material that will not deteriorate over time, like wood.
- Entries with a wooden door frame are more susceptible to being kicked in as compared to a Therma-Tru composite door frame, giving burglars access to your home within seconds.
- Wood jambs typically have finger joints. These areas where two pieces of wood come together are structurally weaker when compared to a single continuous material that runs the entire length of the jamb.



Scan to see our products put to the test.



Therma-Tru Wood Jamb

Therma-Tru Composite Jamb

¹Source: FBI Crime Data Explorer.

²Comparison of pendulum impact test results for Therma-Tru composite door frame and standard finger-jointed Pine wood door frame, both with similar pre-hung doors.

³Comparison of pendulum impact test results for Therma-Tru doors in steel versus fiberglass. Visit thermatru.com for details.



MATERIAL MYTHS

Think steel is stronger? Think again.

- While many people assume steel doors are the most secure against forced entry, Therma-Tru fiberglass doors are up to 30% more resistant to kick-ins than standard steel doors.²
- Standard steel doors can dent and bow, which leads more quickly to product failure. Therma-Tru fiberglass doors feature durable construction that can withstand impact by absorbing and deflecting the force.²
- Wood doors and steel doors may weaken over time with exposure to the elements.

THERMA-TRU FIBERGLASS DOOR SLAB

Up to 30% more resistant to kick-ins than standard steel doors.³

Features durable construction that can withstand impact by absorbing and deflecting the force.³

- Built with enhanced lock blocks to help ensure proper handleset reinforcement, combined with lock and hinge stiles that increase rigidity and stability.
- Fiberglass will not dent or rust, nor will it warp, split, crack or rot.

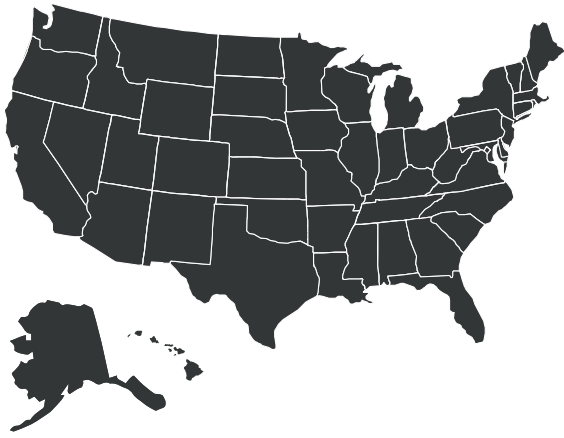
THERMA-TRU GLASS

- Options feature double- or triple-pane construction and include two panes of tempered glass for enhanced safety and performance.



Pendulum Impact Test

Energy-Efficient Options for Every Home



Therma-Tru has options to meet ENERGY STAR® requirements in all **50 states**.

ENERGY STAR provides simple, credible and unbiased information that homeowners rely on to make well-informed decisions.

Products that earn the ENERGY STAR label are independently certified to meet strict standards for energy efficiency set by the U.S. Environmental Protection Agency (EPA).



A Therma-Tru® door can help lower your interest rate.

Choosing an ENERGY STAR-certified door from Therma-Tru can help you qualify for an energy-efficient mortgage.¹

Year-round comfort, no matter the weather.

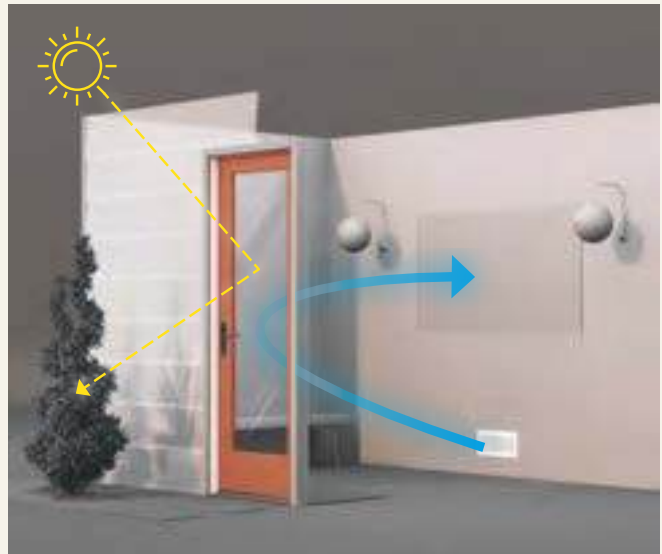
Factory-coated Low-E glass features a thin layer that reflects infrared and ultraviolet (UV) light, helping deliver exceptional energy efficiency.

NEW

Select flush-glazed full-lite configurations are now available with triple-pane Low-E clear and privacy glass options to meet ENERGY STAR® requirements indicated in **gold** starting on page 117.



In cold weather, Low-E glass reflects a home's heat back inside to help keep the home warm.



In warm weather, Low-E glass reflects the sun's rays off the glass and a home's air conditioning back inside to help keep the home cool.



Scan to view qualifying products.

Advanta® Lite Frame

for Fiber-Classic®, Smooth-Star®, Profiles™, Traditions & Pulse®



ADVANTA
LITE FRAME



Four-piece design includes two interchangeable frame covers and a two-piece base frame.

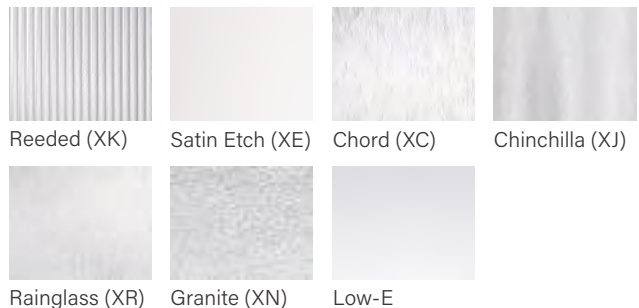
NEW Advanta lite frame clear and privacy glass now include options that meet ENERGY STAR requirements in all 50 states, featuring triple-pane construction with a Low-E coating.

A new frame of mind.

Achieve a seamless look with the Advanta lite frame, an innovative, patented solution from Therma-Tru. Avoid the unsightly look of missing screw plugs and enhance the beauty of your home's entryway.

Available in scrolled and flat frame options for Fiber-Classic and Smooth-Star, starting on page 130; Profiles and Traditions, starting on page 213; and Pulse, starting on page 240.

AVAILABLE ENERGY STAR®-CERTIFIED GLASS OPTIONS



LIFETIME
LIMITED WARRANTY
Fiber-Classic,
Smooth-Star, Pulse
Fiberglass

10 YEAR
LIMITED WARRANTY
Profiles, Traditions,
Pulse Steel



As Awarded by The Chicago Athenaeum: Museum of Architecture and Design.

Recently Launched Products

Impact-Rated Full-Lite Flush-Glazed Glass Designs for Smooth-Star® Doors

Starting on page 117.



Flush-Glazed Half-Lite 1-Panel Shaker Doors & Sidelites for Smooth-Star® Doors

7'0" now available starting on page 125.




8'0" Smooth-Star® Doors & Sidelites with Elevated Bottom Rail

Starting on page 117.





A modern, minimalist house with a white exterior and a prominent red door. The house features a mix of materials, including wood paneling on the upper portion of the facade and a dark roofline. It is nestled in a dense forest of tall, green trees. The scene is captured in bright daylight, with shadows cast across the grass and foliage.

Together, let's
make a world
of difference.

We're doing our part to build a better world, every chance we get. Therma-Tru. Thrive is our commitment to make safe and sustainable products, support the communities where we live and work, and leave a positive, lasting impact on the environment.

THERMA ■ TRU
THRIVE™

Making life better at home.

Our complete door systems are built to help protect against energy loss and break-ins, helping people stay safe and comfortable at home.

Fiberglass doors have up to four times the insulating R-Value of wood¹. Ours feature a polyurethane foam core, an **energy-efficient insulating material**.

5+ years on the leading edge of the industry, **reducing harmful chemicals** from our PrismaGuard® paints and stains.

Our door systems are **tested for 300 lbs. of forced-entry resistance**. (AAMA 1304)



GREEN BUILDER
SUSTAINABLE
BRAND LEADER 2024

Helping take care of our planet.

Across all our facilities, we're finding innovative ways to reuse waste materials and expand our recycling efforts.

Therma-Tru is proud to be **recognized as the 2024 Brand Leader²** by *Green Builder* magazine for offering durable, well-insulated products.

Therma-Tru is proud to partner with Yellowstone Forever, the official nonprofit partner of **Yellowstone National Park**.

Being a good neighbor.

For over 40 years, we've been proud to partner with 100+ local and national organizations to make a positive impact on the places we all call home.

Building homes for those in need with Habitat for Humanity.


Providing entryways for our nation's wounded vets with Jared Allen's Homes for Wounded Warriors.

Hosting blood and donation drives to support the American Red Cross.



¹Comparison of fiberglass to wood doors (both without glass).
²Brand Index, 2024 *Green Builder* magazine.


Make a Smart Investment



Make a great first impression.

A front door is nearly impossible to ignore when walking into a home and, for potential homebuyers, first impressions are critical. How attractive a home is from the exterior tends to set expectations for the interior and beyond.

In fact, in a recent survey, **44% of homeowners said they were more likely to purchase a home with an enhanced entry**, and one in three homeowners said they were willing to pay a premium for one.¹



One in three homeowners said they were willing to pay a premium for an enhanced entry.¹

¹Not a guarantee of investment returns, increase in value or selling price. See 2021 Therma-Tru National Home Valuation Study surveying real estate agents about perceived remodeled home value estimates based on exterior appearance. Not based on actual home sales data. Results may vary based on region, door style and home style. Study was commissioned by Therma-Tru and conducted by the Farnsworth Group, an independent research provider.
Note: See your Therma-Tru seller or visit thermatru.com for details on available product sizes and options, limited warranties and exclusions, and installation instructions.

The Beauty of Choice

The architectural beauty of a Therma-Tru® door is easy to see. With the look of real wood, rich panel details and intricate, handcrafted decorative glass designs, there are thousands of possibilities to suit the style of a home and express a homeowner's personal style.



DOOR SELECTIONS

Find choices in design, texture and material with many configurations available to find the ideal door system. More on pages 20–21.



DECORATIVE & SPECIALTY GLASS

Complement any Therma-Tru door with a variety of glass shapes and designs. More on pages 22–25.



FINISH OPTIONS

Complete the desired look with stain or paint. Explore a variety of colors from PrismaGuard® premium finish and Same-Day® Stain on pages 250–256.



DOOR SYSTEM COMPONENTS

Have confidence in a door system made with genuine Therma-Tru components to meet the needs of many applications. More on pages 4–7.

Designed for peace of mind.

LIFETIME LIMITED WARRANTIES

We stand behind more parts and for longer than most other door companies because we make or specify everything that goes into our door system. A Therma-Tru fiberglass door system is backed by our comprehensive lifetime limited warranties.



Classic Craft
Transferable



Fiber-Classic,
Smooth-Star, Pulse
Fiberglass

QUALITY TESTING

Our doors, glass and components undergo thorough testing to help ensure they will live up to a homeowner's toughest quality and performance expectations.

We even have our own engineering lab — approved to perform specific test methods with a third-party witness — as part of our ongoing commitment to ensuring that our products live up to our high standards for durability and reliability.



Door Selections

Choose from our many door selections to complement the architectural style of the home from the front entry to the back patio. The possibilities are endless from fiberglass and steel materials to wood-grained and smooth textures to stainable and paintable finishes.

The Classic Craft® Series Pages 36–95

Revel in the handcrafted look and feel of a premium fiberglass entryway with true-to-wood origins. Discover exquisite textures with grains hand-selected from the finest natural wood species and meticulously recreated with our revolutionary AccuGrain® technology.

LIFETIME
LIMITED WARRANTY
Transferable



Fir Grain



Walnut Grain



Mahogany Grain



Canvas





Fiber-Classic® & Smooth-Star® Collections Pages 100–201


The industry's first fiberglass door delivers the look and feel of real wood grains — or a smooth, paintable surface — with excellent performance and value.



Mahogany Collection™



Oak Collection™



Smooth-Star®

Steel Pages 208–231

Bring style and affordability together to create very attractive results with our steel doors.



Door & Glass



Door



Glass



Fiberglass



Steel



Profiles™



Traditions



Ari



Línea



Echo

Pulse® Pages 236–249

A contemporary series of door styles and glass designs that can be combined to make a bold statement.

Note: Finish colors may vary from an actual application due to fluctuations in finishing or printing. See your Therma-Tru seller or visit thermatru.com for details on limited warranties and exclusions.

Left Page: Classic Craft Walnut Grain Door – CCW8902L; Low-E Glass Direct Set Sidelite – DRS82131SL, Finish – Lynx

Glass Options

DECORATIVE & SPECIALTY GLASS


A Therma-Tru® door system with decorative glass can create an entrance that makes a statement — one that says the homeowner has high standards for style, quality and craftsmanship.

- Our wide array of glass designs, from simple to intricate, reflect the home design trends and homeowner desires of today and tomorrow.
- Our glass designs are researched in the market to ensure they are highly rated in consumer preference.
- Our decorative glass is handcrafted and built with all-glass bevels for premium quality.
- Numerous glass colors, textures, shapes and coming options are available to complement any door.
- All Low-E and clear glass panels are tempered or laminated to provide added safety.

Note: See your Therma-Tru seller or visit thermatru.com for details on ENERGY STAR qualified products.



Contributes to an energy-efficient home.



TRIPLE-PANE CONSTRUCTION

All triple-pane decorative, as well as privacy and textured, glass panels are enclosed between tempered glass, offering superior quality and thermal performance.

INTERNAL BLINDS

Enjoy the privacy and convenience of a cordless blind enclosed between glass. Control the desired level of light and privacy with the simplicity of a single handle.

- Protected between two panes of tempered glass for enhanced safety and performance.
- With no dangling cords, this is a kid- and pet-friendly choice.
- Blinds remain dust free, and glass is easier to clean than traditional blinds.
- Available options include Low-E glass for energy efficiency, EnLiten™ flush-glazed designs and Impact-rated options.

Available in **Fiber-Classic**., **Smooth-Star**., **Profiles**™ and **Traditions** doors and sidelites.



Right Page: Smooth-Star, Clear Glass with SDLs,
Door – S6042, Finish – Alpine

PRIVACY & TEXTURED GLASS

Therma-Tru doors and sidelites can be fitted with our beautiful privacy and textured glass. This versatile assortment aligns with personal style and homeowner desires for privacy while allowing natural light to brighten the interior.

- All privacy and textured glass options are triple-pane, providing thermal efficiency.
- Triple-pane construction also allows for an easy-to-clean surface.
- Available with two Lip-lite frame options, as well as seamless flush-glazed options, in select doors.

Available in **Classic Craft**, **Fiber-Classic**, **Smooth-Star**, **Profiles**, **Traditions** and **Pulse** doors and sidelites.

Glass Privacy Rating Scale

Glass privacy ratings are measured on a scale of 1 to 10, with 1 being clear and 10 being the most opaque, private option.



LOW-E GLASS

Factory-coated Low-E glass features a thin layer that reflects infrared and ultraviolet (UV) light, helping deliver exceptional energy efficiency.

Available in **Classic Craft**, **Fiber-Classic**, **Smooth-Star**, **Profiles**, **Traditions** and **Pulse**. Look for the ☀️ icon.

DIVIDED LITES

Enhance the beauty of any home with a variety of divided lite options for entry and patio doors. Tailor the look with different texture, profile, width and color choices.


- Coordinate with the home's window patterns and architectural details for a cohesive look and increased curb appeal.
- Available divided lite options include simulated divided lites (SDLs), grilles between glass (GBGs) and fixed grilles.
- Available glass options include elegant privacy and textured, as well as energy-efficient Low-E and clear glass.

Available in **Classic Craft**, **Fiber-Classic**, **Smooth-Star**, **Profiles** and **Traditions**.

EnLiten™ Flush-Glazed Designs

for Classic Craft®, Fiber-Classic® & Smooth-Star® Doors & Sidelites

Simplified beauty. Resilient designs. With clean lines and seamless construction, EnLiten flush-glazed designs are perfect for today's homes. Built for long-term performance, these doors and sidelites feature the sleek looks homeowners want and the stylish around-the-home solutions they need. Look for the (🔥💧) icons.



STRENGTH IS BUILT IN

Our doors are durable by design. Flush-glazed glass represents a trouble-free solution that provides a superior barrier against the elements, resulting in performance you can depend on.



NEW Select full-lite configurations are now available with triple-pane Low-E clear and privacy glass options to meet ENERGY STAR® requirements in all 50 states.

¹Comparison of U-factor values of a flush-glazed full-lite door and a Lip-lite full-lite door, both with Low-E glass.

²Must be installed as part of a Therma-Tru door system in compliance with a Therma-Tru product approval. Check product approvals before purchasing. Note: See your Therma-Tru seller or visit thermatru.com for details on available product sizes and options, limited warranties and exclusions, and Riders.

Left Page Top Left: Classic Craft Fir Grain, Satin Etch Glass with SDLs, Doors – CCA82320XE, Finish – Raven

Left Page Bottom: Smooth-Star, Internal Blinds, Doors – S2600

Right Page: Smooth-Star, Granite Glass with SDLs, Door – S83400XN, Sidelites – S85225XNSL, Finish – Peregrine



DURABLE BY DESIGN

Intentional design for exceptional performance — sleek flush-glazed glass provides increased energy efficiency¹ and superior sound dampening.



Superior Sound Dampening

Doors with flush-glazed glass do a better job of dampening outside noise compared to a Lip-lite alternative.



11% More Energy Efficient

The Low-E glass used in flush-glazed doors delivers a clear view and is 11% more energy efficient than 1/2" Low-E glass in a Lip-lite frame.¹



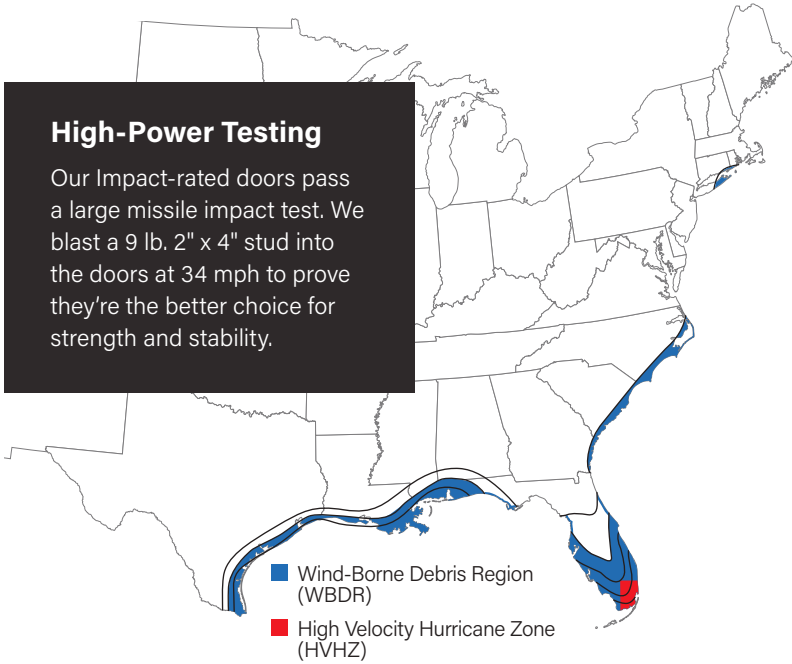
Withstands Winds Up to 167 mph

Door systems with flush-glazed glass are designed and tested to withstand wind forces up to 167 mph (DP-50),² (ASTM-E330)

EnLiten Flush-Glazed Warranty Riders

for Construction & Installation, and Homeowners. See page 115 for details.

Tough when you need it. Beautiful always.



High-Power Testing
 Our Impact-rated doors pass a large missile impact test. We blast a 9 lb. 2" x 4" stud into the doors at 34 mph to prove they're the better choice for strength and stability.

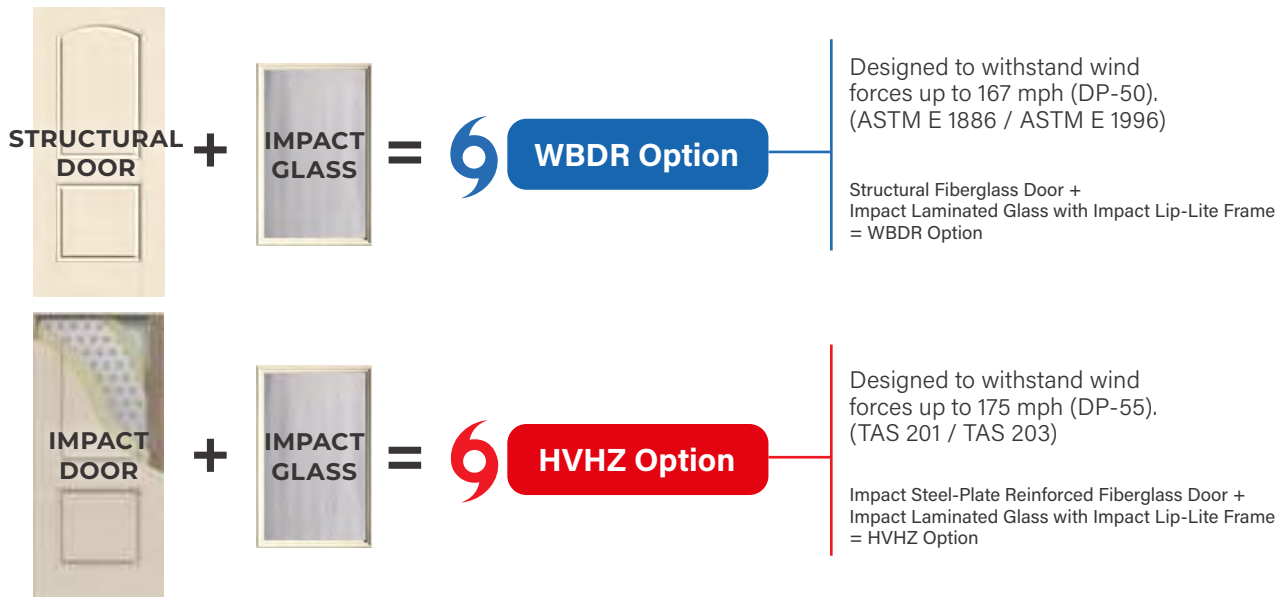
Impact-Rated Products

Therma-Tru offers Impact-rated doors and glass that can be used to meet high-wind and coastal region codes and regulations, offering excellent performance in extreme weather conditions while providing added protection.

1 Use the map as a guide to find out if you need product for WBDR or HVHZ.

Always confirm building code requirements in your area before buying.¹

2 Use the icons to find available Therma-Tru® product options in this catalog.



WBDR / HVHZ Options: Look for this icon to find door and sidelite styles that can be configured for WBDR or HVHZ.

3 Verify that there is a Therma-Tru product approval specific to your area for the door system configuration before buying.¹

4 Make sure the product is installed in compliance with the product approval to meet building codes.

The performance of the door system depends on how it is installed. Proper installation is required to comply with building codes.

¹Product approvals show that the door system meets applicable codes when selected, assembled and installed as instructed. Note: See your Therma-Tru seller or visit thermatru.com for product approvals and installation instructions. Always confirm building code requirements in your area before buying. Follow weather and news reports to assess severe weather situations and obey local authorities' shelter and evacuation orders. No product guarantees safety for persons or property, nor makes any premises hurricane- or impact-proof.

NEW WBDR full-lite flush-glazed styles starting on page 117.



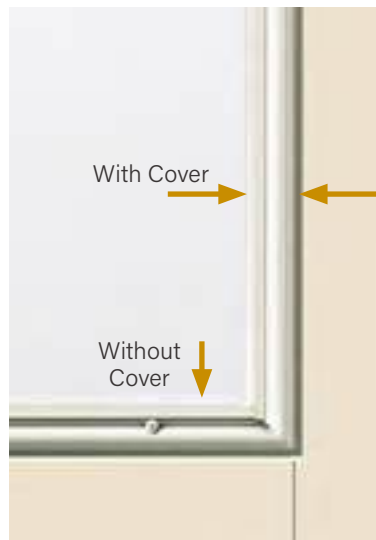
IMPACT OPTIONS

Constructed to help protect the interior of the home from flying debris and high winds associated with tropical storms and hurricanes, these products are tested to meet codes and regulations in coastal regions, including parts of Florida, Texas and the Carolinas.¹



Doors

Feature a built-in 24-gauge steel plate.



Lip-Lite Frame

Features durable, paintable aluminum construction. An attractive scrolled profile gives a thin, sleek appearance and a screw channel cover helps hide unsightly screws.



NEW Flush-Glazed Glass

Offers clean style and an increased daylight opening.



Glass

Features special laminated glass construction.



Internal Blinds

Features laminated glass construction and a durable, paintable aluminum lite frame with a flat profile.

OTHER CONSIDERATIONS



Fire Doors

See pages 232–235.



Noise Reduction Doors

See page 197.



Elevated 10" Bottom Rail

Look for the (E) symbol.

Hinged Patio Door Systems

Simply beautiful, any way you see it.

Extend the beauty and quality of a Therma-Tru® entrance to the back of the home with hinged patio doors. Find style and convenience that's unsurpassed from any view with options to control the level of privacy and light, complement window patterns, and let fresh air into the home.



A Therma-Tru patio door with genuine Therma-Tru components is a complete door system with doors, glass and components engineered to work together for durability and reliability through the years.

Interior view of door.



- 1 Multi-Point Locking System (Recommended)
- 2 Bottom Sweep
- 3 Sill
- 4 Hinges
- 5 Corner Seal Pads (Inswing Only)
- 6 Sill Pan (Recommended)
- 7 Frame Components

VENTED SIDELITES

Enjoy the view — and a fresh breeze, too.

- 8 Multi-Point Locking System (Included)
- 9 Removable Screens
 - Constructed to provide ventilation without sliding screens blocking the view, vented sidelites work as small swinging doors with convenient removable screens — available in bronze and white.
 - Engineered for durability and safety with wide patio mullions for strength, and multi-point locking gears and recessed strike plates for security.

Look for the (●) symbol.

Available Configurations



Single Door with Vented Sidelites (Inswing Only)




Double Doors with Vented Sidelites (Inswing Only)

PATIO TRANSOMS


Transoms can be stained or painted to match a Fiber-Classic® or Smooth-Star® door system.

Available for 5'0", 5'4", 5'8" and 6'0" patio openings.

Note: Patio transoms are designed for door systems with a mullion.



19250T



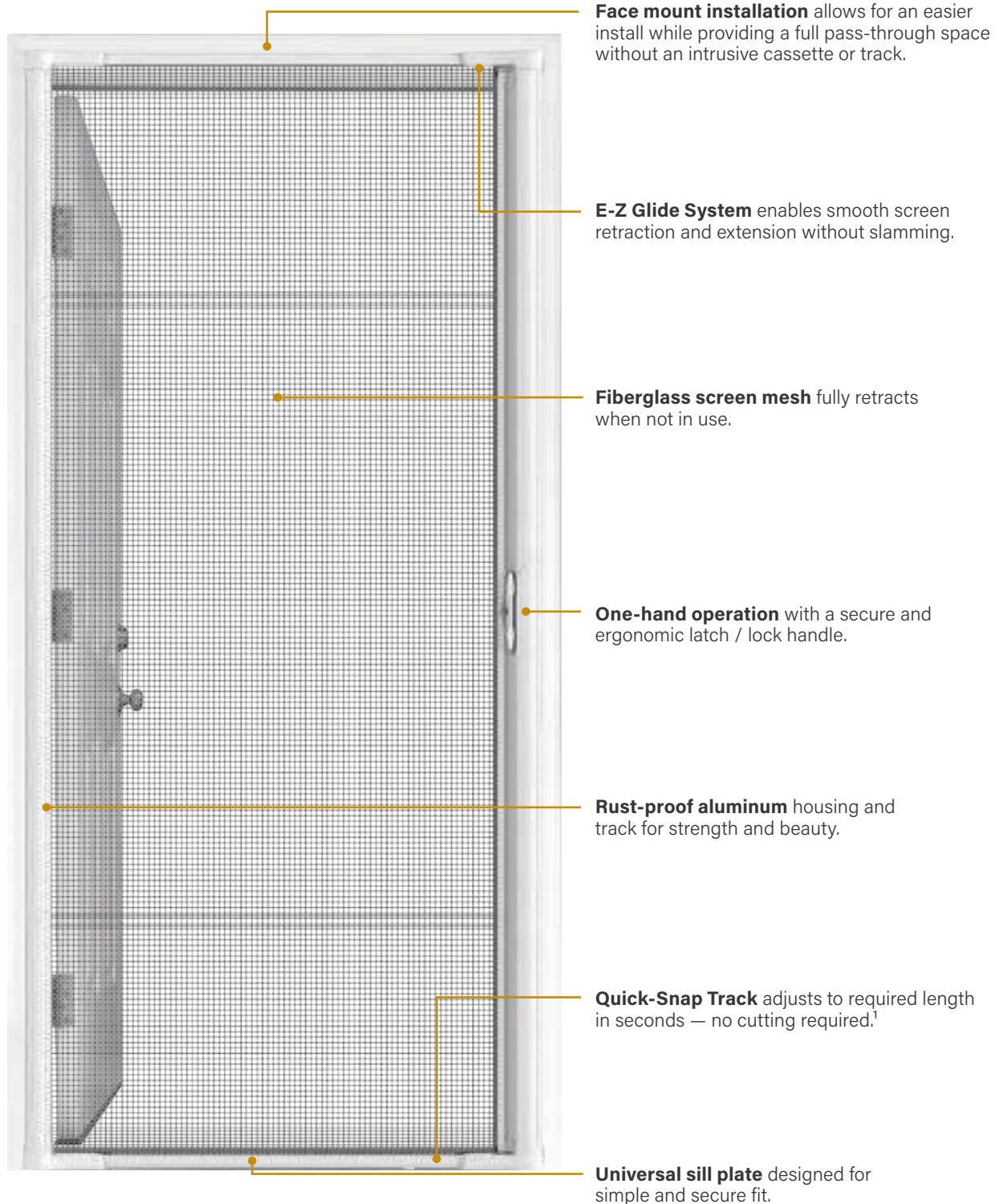
19050T

Classic Craft, starting on page 96.

Fiber-Classic, Smooth-Star, Profiles & Traditions, starting on page 202.

Retractable Screen Doors

Welcome fresh air and natural light into the home while keeping debris and insects out. Therma-Tru retractable screen doors feature a discreet, hidden design that helps provide a seamless transition from indoors to out. Plus, they have been quality tested for compatibility with Therma-Tru® entry door systems.



¹Adjusts quickly for 32"-36" doors. If less than 32", a hacksaw is required for one cut to each track.

²Based on average DIY skills and standard door application, widths 32"-36".


³Retractable screen frame colors are complementary to PrismaGuard, but not an exact match.

Note: Recommended for inswing applications only. Therma-Tru retractable screens are designed to support natural ventilation and protection against airborne insects and other pests. Windy conditions may affect the performance of the screen. Retract the screen in windy circumstances, during inclement weather and when not needed to support immediate ventilation or prolonged periods of time when not used. Not intended to keep pets inside. See your Therma-Tru seller or visit thermatru.com for details on limited warranties and exclusions.




AVAILABLE SIZES

(Available for most inswing units.)



Single Door System
Widths: 32"-36"
Heights: 6'6", 6'8", 8'0"



French Door System
Widths: 68"-73"
Heights: 6'6", 6'8", 8'0"



Installation is quick and easy, taking approximately 30 minutes.²

AVAILABLE COLOR OPTIONS

Coordinates with exterior trim.³



White

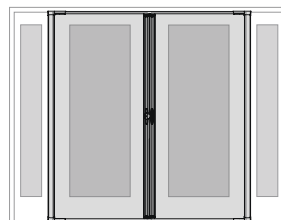
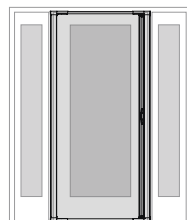



Brown



Black

AVAILABLE CONFIGURATIONS



See your Therma-Tru seller for details on product availability and ordering.

WARRANTY COVERAGE

All parts are covered by the Therma-Tru full-system limited warranty, excluding the screen mesh, when purchased and installed with a Therma-Tru door system.

When purchased and installed separately all parts are covered by a full-system lifetime limited warranty, excluding the screen mesh.



Classic Craft
Transferable



Fiber-Classic,
Smooth-Star, Pulse
Fiberglass



Profiles, Traditions,
Pulse Steel



Impressions™ Integrated Storm & Entry Door System

The first of its kind, the Impressions storm and entry door system¹ integrates the storm door flush into the brickmould portion of the door frame, creating a cohesive unit that provides a seamless look. With an integrated system engineered to work together, this system takes the guesswork out of ordering the right size storm door for your project and simplifies storm door installation.



1 Choose a **Therma-Tru. entry door** to create an entry that complements your home's architectural style.



2 The Impressions system comes standard with **composite brickmould** and an aluminum storm door panel. For added protection from rotting and to match the brickmould, choose a **composite frame featuring Tru-Guard™ composite technology.**



3 The storm door features a modern profile with mitered corners for a sleek, on-trend look that emphasizes the beauty of the entry door. The storm door panel fits into Therma-Tru's **flat-profile composite brickmould.**

¹Patent pending.

²The Impressions system can be paired with a single sidelite on either side of the door or with two sidelites. Direct set sidelite options are also available.

³Not suitable for use with Therma-Tru grip-style handlesets.


Note: See your Therma-Tru seller or visit thermatru.com for details on limited warranties and exclusions.

THE STORM DOOR IS EASY TO INSTALL AT THE JOBSITE

The concealed hinges featuring retractable pins **4** and the revolutionary hidden closer with Click&Hold™ technology **5** enable a quick and intuitive installation experience. After the installation of the entry door, install the closer, sweep and hardware. Then, follow these three simple steps to complete the job.



Scan the QR code to learn more about storm door panel installation.



6 ALUMINUM STORM DOOR OPTIONS

Available Sizes & Configurations

Choose Low-E or clear glass.
Interchangeable screen panel included.



IM100
3'0" x 6'8"
2'8" x 6'8"

IM8100
3'0" x 8'0"
2'8" x 8'0"

Color Options

Features a maintenance-free finish.



White
Color-matched to PrismaGuard Alpine.



Gray
Color-matched to PrismaGuard Granite.



Brown
Color-matched to PrismaGuard Elk and complements most stain options.



Black
Color-matched to PrismaGuard Onyx.

7 QUICKFIT™ HANDLESETS³



Straight



Curved



Brushed Nickel



Aged Bronze



Matte Black



Brass



Antique Brass


Curved Only



Single



Single with 1 Sidelite²



Single with 2 Sidelites²

WARRANTY COVERAGE

The Impressions integrated storm and entry door system is included in Thermo-Tru's full-system limited warranty.

Veris™

COLLECTION

Open to possibilities.

The Veris Collection embodies a reconnection between home and outdoors. Sleek, minimalist designs perfectly frame the view. Expansive glass welcomes an abundance of natural light.

THE VERIS™ COLLECTION



Pivot Doors



Hinged Doors



Folding Doors



Sliding Doors





NEW SATIN GLASS

Subtle privacy glass with a smooth, seamless finish, delivering understated elegance.

Veris privacy glass provides optimal performance and privacy while allowing natural light to brighten the interior. Double-pane construction allows for an easy-to-clean surface.



Experience the Veris Collection.



Scan the QR code to view the complete Veris Collection catalog.

Explore options and see it in your home with our visualizer at [veriscollection.com](https://www.veriscollection.com).

Classic Craft[®]

An unrivaled entry experience.

Transform the entry into a one-of-a-kind experience. One that blends artistry, craftsmanship and modern engineering. Captivate the senses with remarkably authentic wood grains, exquisite handcrafted glass and sumptuous design details found only in Classic Craft. Because homes with uncompromising style demand uncompromising entryways.

Bottom: Classic Craft Mahogany Grain, Borrassa Glass, Door - CCM81519

Right Page: Classic Craft Mahogany Grain, Clear Glass with SDLs, Doors - CCM8306CAL, CCM8306CAR







Curated collections inspired by style.

Classic Craft celebrates the best of design for homes with uncompromising style. Three expertly curated collections draw inspiration from the latest trends and bring your home design vision to life with unrivaled beauty, luxe craftsmanship and an attention to detail you won't find anywhere else.

Artíssa Collection **CASUAL | RELAXED | SIMPLE**



Founders Collection **TRADITIONAL | TIME-HONORED | DECORATIVE**



Visionary Collection **MODERN | CONFIDENT | MINIMAL**



Top: Classic Craft Fir Grain, Low-E Glass with SDLs, Door – CCA230, Sidelites – CCA210SL, Finish – Raven
 Middle: Classic Craft Mahogany Grain, Low-E Glass with SDLs, Doors – CCM8306CAL, CCM8306CAR, Finish – Acorn
 Bottom: Classic Craft Walnut Grain Door – CCW8906R, Low-E Direct Set Sidelite – DRS82131SL, Finish – Lynx

Comprehensive warranties for peace of mind.

LIFETIME

LIMITED WARRANTY

Classic Craft
Transferable

Uniquely designed by Therma-Tru, Classic Craft® complete entryway systems are backed by an industry-leading lifetime limited warranty that can be transferred one time to a new owner, should you ever sell your home.

10 YEAR

LIMITED WARRANTY

Classic Craft Finish
Transferable

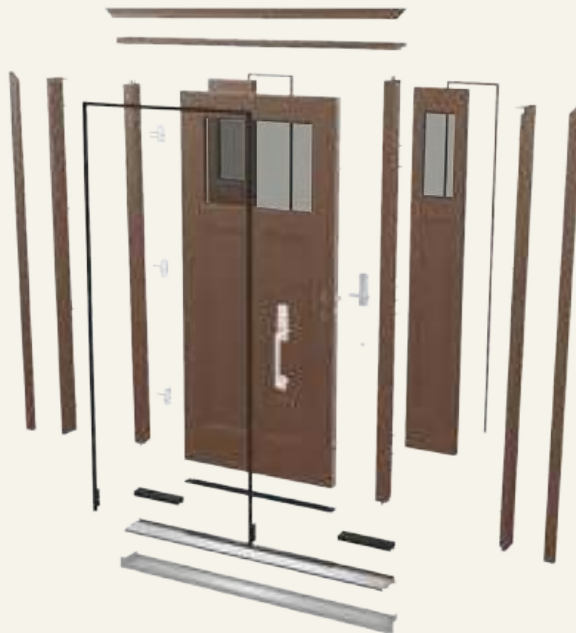
In addition, Classic Craft entryways with our handcrafted and professionally applied PrismaGuard® premium stain or paint are backed by a transferable 10-year limited finish warranty — Therma-Tru's best. The balance of this finish warranty can transfer to a second owner.

Learn about our warranties at thermatru.com/warranty.



Next-level engineering.

Classic Craft complete entryway systems are designed with a full suite of premium-grade components, including ball-bearing hinges, medium-reach weatherstrip, 7-shape corner seal pads and more. Each piece is engineered with craftsman precision to create an unrivaled entry experience built to perform for a lifetime.



Premium construction, inside and out.

Highlighting the best of craftsmanship and innovation, Classic Craft® premium entryways boast impressive, well-designed features and remarkable construction. The inner workings of each Classic Craft door lay the foundation for exceptional strength, security, energy efficiency and long-term performance you can depend on for years to come.



ENGINEERED FOR MOISTURE PROTECTION

Features composite top and bottom rails and solid hardwood edges for increased moisture and rot protection all the way around the door.



DESIGNED WITH AUTHENTICITY

Features construction identical to wood doors with narrow stiles and rails, and flush-glazed glass options that are more than 10% wider¹ to welcome more natural light into the home.



TESTED TO WITHSTAND MOTHER NATURE

Designed and rigorously tested to withstand and protect from the damaging effects of harsh weather conditions.



THERMA-TRU. DOOR FRAME

Created specifically for Therma-Tru doors to deliver an entire entry system designed and engineered to work together to resist leaks and drafts, and help maintain energy efficiency and weather resistance.



¹Comparison of Classic Craft to other standard fiberglass doors with similar styles. Visit thermatru.com for details.

²Comparison of R-Values of fiberglass to wood doors (both without glass).

Right Page Top: Classic Craft Walnut Grain Door – CCW8907L; Low-E Glass Direct Set Sidelite – DRS82131SL, Finish – Acorn

Right Page Middle: Classic Craft Mahogany Grain, Homeward Glass, Door – CCM82801, Finish – Barley

Right Page Bottom: Classic Craft Canvas Door – CCV220; Low-E Glass Sidelites – CCV100SL, Finish – Indigo



DESIGNED FOR LONG-TERM PERFORMANCE

Features fiberglass skins that are 46% thicker¹ for added durability and better long-term performance.



TRIPLE-PANE CONSTRUCTION

Most decorative, privacy and textured glass panels are enclosed between tempered glass, offering superior quality and thermal performance.



CRAFTED FOR A TRUE-TO-WOOD APPEARANCE

Revolutionary AccuGrain[®] technology replicates authentic natural wood textures for a look and feel that is virtually indistinguishable from real wood.



BUILT FOR STRENGTH AND SECURITY

Constructed with a 4" wide board of engineered lumber that runs the full length of the locking side of the door for a solid natural wood feel that makes Classic Craft doors 50% stronger and 30% heavier.¹



CONSTRUCTED FOR ENERGY EFFICIENCY

Built with a high-performance polyurethane foam core that is four times more energy efficient than wood.²

True-to-Wood Origins

Revel in the handcrafted look and feel of a premium fiberglass entryway with true-to-wood origins. Discover exquisite textures with grains hand-selected from the finest natural wood species and meticulously recreated with our revolutionary AccuGrain® technology.

AccuGrain.
TECHNOLOGY



FIR GRAIN

Designed to echo the grain of the largest species of American Hemlocks — the Western Hemlock tree — found in lush coastal rainforests of the Pacific Northwest.




WALNUT GRAIN

Crafted to reflect the prized hardwood of the mighty Black Walnut trees, these doors feature a horizontal grain with natural movement accented by delicate arches and cathedrals.



MAHOGANY GRAIN

Derived from the finest African and Honduran Mahogany, blending rustic influences with exotic roots to build upon the rich history of one of the most renowned woods in the world.



CANVAS

Inspired by the world's most exquisite masterpieces and designed with the architectural character of finely sanded wood.





Decorative & Specialty Glass Designs


Homeward™

The balanced Mission-style pattern of Homeward invites light to cascade through its distinctive **1** clear bevels, **2** seeded glass and **3** gray antique glass. An ideal complement for a Transitional home design.

GLASS SHAPES



GLASS PRIVACY RATING



Black Nickel



Brushed Nickel

Arborwatch®

An eclectic interpretation of the Arts and Crafts movement, Arborwatch combines **1** narrow reeded glass, **2** M seedy glass, **3** waterglass and coming in a symmetrical arrangement accented by **4** pale amber glass, **5** amber antique glass and **6** clear bevels.

GLASS SHAPES



GLASS PRIVACY RATING



Note: The use of pale amber and amber antique glass varies based on glass size. Refer to the image on page 52 to see an example on a home.



Black Nickel



Brushed Nickel

Note: Glass privacy ratings may be more or less than indicated, based on glass design and size of glass. Glass designs may differ from depiction due to size and hand craftsmanship of glass. See your Therma-Tru seller or visit thermatru.com for details on glass privacy ratings and designs.

Augustine.

Augustine's swirl leaf design adds that touch of elegance. Made of round wrought iron and 1 granite glass for the ultimate in privacy, Augustine pays homage to classic English styling.

GLASS SHAPES




Corresponding sidelites feature Granite glass without wrought iron.

GLASS PRIVACY RATING



Note: Features a lite frame with an authentic wrought iron look in a black finish. Refer to the image on page 69 to see an example on a home.



Wrought Iron

Borrassa.

A statement of strength and beauty, Borrassa combines linear and curved wrought iron with 1 hammered glass for the ultimate in privacy. Wrought iron decorative accents add an authentic Old World feel to this stately design.

GLASS SHAPES



Corresponding sidelites feature Hammered glass without wrought iron.

GLASS PRIVACY RATING



Note: Features a lite frame with an authentic wrought iron look in a black finish. Refer to the image on page 36 to see an example on a home.



Wrought Iron

Decorative & Specialty Glass Designs *Continued*

Provincial™

A unique diamond-based motif features **1** double waterglass, **2** clear bevels and coming surrounded by a **3** gray baroque glass border. Provincial captivates with stunning clarity.

GLASS SHAPES



GLASS PRIVACY RATING



Black Nickel




Brushed Nickel

Longford™

The traditional design of Longford integrates a hint of a Celtic knot with **1** seeded glass, **2** clear bevels, **3** granite glass and coming. A timeless design ideal for entries where modest privacy is desired.

GLASS SHAPES



GLASS PRIVACY RATING



Black Nickel



Brushed Nickel

Note: Glass privacy ratings may be more or less than indicated, based on glass design and size of glass. Glass designs may differ from depiction due to size and hand craftsmanship of glass. See your Therma-Tru seller or visit thermatru.com for details on glass privacy ratings and designs.

Lucerna®

Named for the beauty of light it reflects, Lucerna glass presents an elegant, updated fleur-de-lis pattern in a spectrum of 1 curved, 2 diamond and 3 rectangular bevels surrounded by smooth, swirling 4 barn wood and heavily textured 5 diamond border glass.

GLASS SHAPES



GLASS PRIVACY RATING



Black Nickel



Brushed Nickel

Zaha®

Structured right angles are offset by dynamic curves in this high-energy design. Zaha features 1 oceana and 2 seedy glass, 3 clear and 4 multifaceted bevels, and coming to create a refreshing and unexpected elegance that appeals to Contemporary home styles.

GLASS SHAPES



GLASS PRIVACY RATING



Black Nickel



Brushed Nickel

Privacy & Textured Glass



Reeded (XK)

A vertical, linear textured glass that provides modest privacy and an on-trend aesthetic.



GLASS PRIVACY RATING



Satin Etch (XE)

A fine-textured pearlescent glass that delivers a pure, simple design aesthetic.



GLASS PRIVACY RATING



Chord (XC)

A vertical flowing pattern reminiscent of waves on the water.



GLASS PRIVACY RATING



Chinchilla (XJ)

A free-flowing configuration, presenting quiet lines and curves.



GLASS PRIVACY RATING



Note: Glass privacy ratings may be more or less than indicated, based on glass design and size of glass. Glass designs may differ from depiction due to size and hand craftsmanship of glass. See your Therma-Tru seller or visit thermatru.com for details on glass privacy ratings and designs.



Rainglass (XR)

An elegantly fashioned glass, featuring ripples of cascading water.



GLASS PRIVACY RATING



Granite (XN)

A coarse-grained arrangement with surface detail over the entirety of the glass.



GLASS PRIVACY RATING



Also Available:

Low-E Glass



In cold weather, Low-E glass reflects a home's heat back inside to help keep the home warm.



In warm weather, Low-E glass reflects the sun's rays off the glass and a home's air conditioning back inside to help keep the home cool.







Divided Lites


Enhance the beauty of any home with divided lites for entry and patio doors. Increase curb appeal by coordinating with window grid patterns for a cohesive look that suits the home's architectural details.

Simulated Divided Lites (SDLs)



Wood-grained or smooth SDL bars adhere to the interior and exterior panes of tempered glass and can be stained or painted to complement the door and home. Look for the () icon.

4-1/4" and 5-1/2" flat profile bars are also used on solid-panel doors as door divider bars (DDBs). Look for the () icon.





(40.64 mm / 1.6 in.)
Look for the () icon.





(107.95 mm / 4.25 in.)
Look for the ()
and () icons.




(139.70 mm / 5.5 in.)
Look for the ()
and () icons.




Note: Some door styles use a combination of 4-1/4" and 5-1/2" divider bars. Look for the () and () icons.



(40.64 mm / 1.6 in.)
Look for the () icon.

Mahogany Grain



(40.64 mm / 1.6 in.)
Look for the () icon.

Fir Grain

Canvas

Note: See your Thermo-Tru seller or visit thermatru.com for details on available product sizes and options, limited warranties and exclusions, and Riders.

Top: Classic Craft Canvas, Low-E Glass with SDLs, Door – CCV960, Sidelites – CCV9020SL, Transom – 19220T, Finish – Cypress
Right Page: Classic Craft Fir Grain, Reeded Glass with SDLs, Door – CCA2320XK, Sidelites – CCA2320XKSL, Finish – Rustic Clay

Flush-Glazed Sticking Profiles

EnLiten™ flush-glazed designs feature a seamless look with simple profile around the glass. Look for the (🔥) and (💧) icons.



Detailed Sticking
Look for the (🔥) icon.



Square Sticking (Fir Grain)
Look for the (💧) icon.



Square Sticking (Mahogany Grain)
Look for the (💧) icon.



EnLiten™ Flush-Glazed Warranty Riders
for Construction & Installation, and Homeowners.
See page 115 for details.



Dentil Shelves

Complete the look with a dentil shelf for true Craftsman appeal or to complement other architectural elements around the house. Includes 4- and 16-block options.



Classic Craft. Fir Grain 4-Block Dentil Shelf



Classic Craft. Fir Grain 4-Block Dentil Shelf¹



Classic Craft. Fir Grain 16-Block Dentil Shelf



Classic Craft. Canvas 4-Block Dentil Shelf



4-Block Dentil Shelf
Shown on 3'6" x 8'0" door.



4-Block Dentil Shelf
Shown on 3'0" x 8'0" door.


¹Pairs with 3'6" wide doors.

Top: Classic Craft Fir Grain, Arborwatch Glass, Door – CCA9100, Sidelites – CCA1423SL, Finish – Autumn Harvest; Dentil Shelf
Right Page: Classic Craft Mahogany Grain Door – CCR205, Finish – Raven; Clavos & Strap Hinges



Clavos & Strap Hinges

Add a finishing touch of rustic flavor with decorative hardware in an authentic, hand-forged wrought iron look with a black finish. Includes pyramid and round clavos, as well as strap hinges.



1-1/2"



1-1/4"



1"



1-3/4"



1-1/4"



1"



18"



Full Lites



Mahogany Grain



Canvas

Key

-  Flush-Glazed Glass with Square Sticking (FG)
-  Black Nickel Caming (1D)
-  Brushed Nickel Caming (1C)
-  Wrought Iron (1W)

HOMeward™ ◆ ■■



Mahogany

CCR9925
3'0" x 6'8"



Mahogany

CCR9925SL
 12" x 6'8"
 14" x 6'8"



Canvas

CCV9925
3'0" x 6'8"



Canvas

CCV911SL
 12" x 6'8"
 14" x 6'8"

ARBORWATCH. ◆ ■■



Mahogany

CCR1423
3'0" x 6'8"



Mahogany

CCR1423SL
 12" x 6'8"
 14" x 6'8"



Canvas

CCV1423
3'0" x 6'8"



Canvas

CCV1423SL
 12" x 6'8"
 14" x 6'8"

AUGUSTINE. X



Mahogany

CCR30027
3'0" x 6'8"



Mahogany

CCR3400XNSL
 12" x 6'8"
 14" x 6'8"



Canvas

CCV10027
3'0" x 6'8"



Canvas

CCV100XNSL
 12" x 6'8"
 14" x 6'8"

For transoms, see page 94.

Note: Product images show exterior side of door.

Note: See page 277 for important product details that may help with your purchase decision.

BORRASSA. X



Mahogany

CCR1528
3'0" x 6'8"



Mahogany

CCR3400XHSL
12" x 6'8"
14" x 6'8"



Canvas

CCV1528
3'0" x 6'8"



Canvas

CCV100XHSL
12" x 6'8"
14" x 6'8"

PROVINCIAL.™ ◆



Mahogany

CCR30028
3'0" x 6'8"



Mahogany

CCR3408SL
12" x 6'8"
14" x 6'8"

LONGFORD.™ ◆



Canvas

CCV10028
3'0" x 6'8"



Canvas

CCV108SL
12" x 6'8"
14" x 6'8"




Mahogany

CCR30023
3'0" x 6'8"



Mahogany

CCR3407SL
12" x 6'8"
14" x 6'8"



Canvas

CCV10023
3'0" x 6'8"



Canvas

CCV103SL
12" x 6'8"
14" x 6'8"

LUCERNA.™ ◆



Mahogany

CCR10022
3'0" x 6'8"



Mahogany

CCR3412SL
12" x 6'8"
14" x 6'8"



Canvas

CCV10022
3'0" x 6'8"



Canvas

CCV3412SL
12" x 6'8"
14" x 6'8"

Full Lites

Continued



Fir Grain



Mahogany Grain



Canvas

Key

- Flush-Glazed Glass with Square Sticking (FG)
- Black Nickel Caming (1D)
- Brushed Nickel Caming (1C)
- Simulated Divided Lites (SDLF3)
- Simulated Divided Lites (SDLF4)
- Simulated Divided Lites (SDLF5)
- Elevated 10" Bottom Rail Options

Privacy & Textured Glass Options

Add the code to the blank in the style number for the desired door and glass combination. For details on glass options, see pages 48-49.

- XK = Reeded
- XJ = Chinchilla
- XE = Satin Etch
- XR = Rainglass
- XC = Chord
- XN = Granite

ZAHA.



Mahogany

CCR1851
3'0" x 6'8"



Mahogany

CCR1851SL
 12" x 6'8"
14" x 6'8"



Canvas

CCV1851
3'0" x 6'8"



Canvas

CCV1851SL
 12" x 6'8"
14" x 6'8"

PRIVACY & TEXTURED



Fir

CCA2300
 3'0" x 6'8"

CCA82300
 3'0" x 8'0"



Fir

CCA2310
 3'0" x 6'8"

CCA82310
 3'0" x 8'0"



Fir

CCA2320
 3'0" x 6'8"

CCA82320
 3'0" x 8'0"



Fir

CCA2330
 3'0" x 6'8"

CCA82330
 3'0" x 8'0"



Fir

CCA2340
 3'0" x 6'8"

CCA82340
 3'0" x 8'0"



Fir

CCA2380
 3'0" x 6'8"

CCA82380
 3'0" x 8'0"

For transoms, see page 94.

Note: Product images show exterior side of door.

*Not available with Reeded (XK) glass.

Note: See page 277 for important product details that may help with your purchase decision.



Fir

CCA2350_*
 3'0" x 6'8"

CCA82350_*
 3'0" x 8'0"



Fir

CCA2360_*
 3'0" x 6'8"

CCA82360_*
 3'0" x 8'0"



Fir

CCA2370_*
 3'0" x 6'8"


CCA82370_*
 3'0" x 8'0"



Fir

CCA4900_*
 3'0" x 6'8"


CCA84900_*
 3'0" x 8'0"



Fir

CCA4910L_*
 3'0" x 6'8"

CCA4910R_*
 3'0" x 6'8"



Fir

CCA84910L_*
 3'0" x 8'0"

CCA84910R_*
 3'0" x 8'0"



Fir

CCA4920L_*
 3'0" x 6'8"

CCA4920R_*
 3'0" x 6'8"



Fir

CCA84920L_*
 3'0" x 8'0"

CCA84920R_*
 3'0" x 8'0"



Fir

CCA4930_*
 3'0" x 6'8"

CCA84930_*
 3'0" x 8'0"



Fir

CCA4940_*
 3'0" x 6'8"

CCA84940_*
 3'0" x 8'0"



Fir

CCA2400_*
 3'0" x 6'8"

CCA82400_*
 3'0" x 8'0"

Full Lites

Continued



Fir Grain

Key

- Flush-Glazed Glass with Square Sticking (FG)
- Low-E Glass (LE)
- Simulated Divided Lites (SDLF3)
- Simulated Divided Lites (SDLF4)
- Simulated Divided Lites (SDLF5)
- Elevated 10" Bottom Rail Options

Privacy & Textured Glass Options

Add the code to the blank in the style number for the desired door and glass combination. For details on glass options, see pages 48–49.

- XK = Reeded
- XE = Satin Etch
- XC = Chord
- XJ = Chinchilla
- XR = Rainglass
- XN = Granite

PRIVACY & TEXTURED



Fir

| | |
|------------|-------------|
| CCA2300_SL | CCA82300_SL |
| | |
| 12" x 6'8" | 12" x 8'0" |
| 14" x 6'8" | 14" x 8'0" |




Fir

| | |
|------------|-------------|
| CCA2310_SL | CCA82310_SL |
| | |
| 12" x 6'8" | 12" x 8'0" |
| 14" x 6'8" | 14" x 8'0" |




Fir

| | |
|------------|-------------|
| CCA2320_SL | CCA82320_SL |
| | |
| 12" x 6'8" | 12" x 8'0" |
| 14" x 6'8" | 14" x 8'0" |




Fir

| | |
|------------|-------------|
| CCA2330_SL | CCA82330_SL |
| | |
| 12" x 6'8" | 12" x 8'0" |
| 14" x 6'8" | 14" x 8'0" |



Fir


| | |
|------------|-------------|
| CCA2340_SL | CCA82340_SL |
| | |
| 12" x 6'8" | 12" x 8'0" |
| 14" x 6'8" | 14" x 8'0" |



Fir

| | |
|------------|-------------|
| CCA2400_SL | CCA82400_SL |
| | |
| 12" x 6'8" | 12" x 8'0" |
| 14" x 6'8" | 14" x 8'0" |

LOW-E



Fir

| | |
|-------------|-------------|
| CCA2300 | CCA82300 |
| | |
| 3'0" x 6'8" | 3'0" x 8'0" |



Fir

| | |
|-------------|-------------|
| CCA2310 | CCA82310 |
| | |
| 3'0" x 6'8" | 3'0" x 8'0" |



Fir

| | |
|-------------|-------------|
| CCA2320 | CCA82320 |
| | |
| 3'0" x 6'8" | 3'0" x 8'0" |

For transoms, see page 94.

Note: Product images show exterior side of door.

Note: See page 277 for important product details that may help with your purchase decision.



Fir

CCA2330
 ▲ ★ 3
 3'0" x 6'8"

CCA82330
 ▲ ★ 3 E
 3'0" x 8'0"



Fir

CCA2340
 ▲ ★ 3
 3'0" x 6'8"

CCA82340
 ▲ ★ 3 E
 3'0" x 8'0"



Fir

CCA2380
 ▲ ★ 6
 3'0" x 6'8"

CCA82380
 ▲ ★ 6 E
 3'0" x 8'0"



Fir

CCA2350
 ▲ ★ 6
 3'0" x 6'8"

CCA82350
 ▲ ★ 6 E
 3'0" x 8'0"



Fir

CCA2360
 ▲ ★ 6
 3'0" x 6'8"

CCA82360
 ▲ ★ 6 E
 3'0" x 8'0"



Fir

CCA2370
 ▲ ★ 4
 3'0" x 6'8"


CCA82370
 ▲ ★ 4 E
 3'0" x 8'0"



Fir

CCA4900
 ▲ ★ 8
 3'0" x 6'8"

CCA84900
 ▲ ★ 8 E
 3'0" x 8'0"



Fir

CCA4910L
 ▲ ★ 3
 3'0" x 6'8"

CCA4910R
 ▲ ★ 3
 3'0" x 6'8"



Fir

CCA84910L
 ▲ ★ 3 E
 3'0" x 8'0"

CCA84910R
 ▲ ★ 3 E
 3'0" x 8'0"



Fir

CCA4920L
 ▲ ★ 6
 3'0" x 6'8"

CCA4920R
 ▲ ★ 6
 3'0" x 6'8"

Full Lites

Continued



Fir Grain



Mahogany Grain



Canvas

Key

-  Flush-Glazed Glass with Square Sticking (FG)
-  Low-E Glass (LE)
-  Simulated Divided Lites (SDL)
-  Simulated Divided Lites (SDLF3)
-  Simulated Divided Lites (SDLF4)
-  Simulated Divided Lites (SDLF5)
-  Simulated Divided Lites (SDLF6)
-  Elevated 10" Bottom Rail Options

LOW-E



Fir

| | |
|---------------------------------------------------------------------------------------------------------------------------------------------------------------------------------------------------------------------------------------------------------------------------------------------------------------------------------------------------------------------------------------------------------------------------|---------------------------------------------------------------------------------------------------------------------------------------------------------------------------------------------------------------------------------------------------------------------------------------------------------------------------------------------------------------------------------------------------------------------------|
| CCA84920L | CCA84920R |
|      |      |
| 3'0" x 8'0" | 3'0" x 8'0" |



Fir

| | |
|----------------------------------------------------------------------------------------------------------------------------------------------------------------------------------------------------------------------------------------------------------------------------------------------------------------------------------------------------------------------------------------------------------------------------|-------------------------------------------------------------------------------------------------------------------------------------------------------------------------------------------------------------------------------------------------------------------------------------------------------------------------------------------------------------------------------------------------------------------------------------|
| CCA4930 | CCA84930 |
|      |      |
| 3'0" x 6'8" | 3'0" x 8'0" |



Fir

| | |
|-------------------------------------------------------------------------------------------------------------------------------------------------------------------------------------------------------------------------------------------------------------------------------------------------------------------------------------------------------------------------------------------------------------------------------------|-------------------------------------------------------------------------------------------------------------------------------------------------------------------------------------------------------------------------------------------------------------------------------------------------------------------------------------------------------------------------------------------------------------------------------------|
| CCA4940 | CCA84940 |
|      |      |
| 3'0" x 6'8" | 3'0" x 8'0" |











Fir

| | |
|-------------------------------------------------------------------------------------------------------------------------------------------------------------------------------------------------------------------------------------------------------------------------------------------------------------------------------------------------|--------------------------------------------------------------------------------------------------------------------------------------------------------------------------------------------------------------------------------------------------------------------------------------------------------------------------------------------------|
| CCA2400 | CCA82400 |
|     |     |
| 3'0" x 6'8" | 3'0" x 8'0" |



Fir

| | |
|---------------------------------------------------------------------------------------------------------------------------------------------------------------------------------------------------------------------------------------------------------------------------------------------------------------------------------------------------------|---------------------------------------------------------------------------------------------------------------------------------------------------------------------------------------------------------------------------------------------------------------------------------------------------------------------------------------------------------|
| CCA2300SL | CCA82300SL |
|     |     |
| 12" x 6'8" | 12" x 8'0" |
| 14" x 6'8" | 14" x 8'0" |











Fir

| | |
|-------------------------------------------------------------------------------------------------------------------------------------------------------------------------------------------------------------------------------------------------------------------------------------------------------------------------------------------------|-------------------------------------------------------------------------------------------------------------------------------------------------------------------------------------------------------------------------------------------------------------------------------------------------------------------------------------------------|
| CCA2310SL | CCA82310SL |
|     |     |
| 12" x 6'8" | 12" x 8'0" |
| 14" x 6'8" | 14" x 8'0" |











Fir

| | |
|-------------------------------------------------------------------------------------------------------------------------------------------------------------------------------------------------------------------------------------------------------------------------------------------------------------------------------------------------|-------------------------------------------------------------------------------------------------------------------------------------------------------------------------------------------------------------------------------------------------------------------------------------------------------------------------------------------------|
| CCA2320SL | CCA82320SL |
|     |     |
| 12" x 6'8" | 12" x 8'0" |
| 14" x 6'8" | 14" x 8'0" |



Fir

| | |
|---------------------------------------------------------------------------------------------------------------------------------------------------------------------------------------------------------------------------------------------------------------------------------------------------------------------------------------------------------|---------------------------------------------------------------------------------------------------------------------------------------------------------------------------------------------------------------------------------------------------------------------------------------------------------------------------------------------------------|
| CCA2330SL | CCA82330SL |
|     |     |
| 12" x 6'8" | 12" x 8'0" |
| 14" x 6'8" | 14" x 8'0" |

For transoms, see page 94.

Note: Product images show exterior side of door.

Note: See page 277 for important product details that may help with your purchase decision.

Right Page Top: Classic Craft Fir Grain, Low-E Glass with SDLs, Door - CCA2340, Sidelite - CCA2400SL, Finish - Rustic Clay



Fir

CCA2340SL
 12" x 6'8"
 14" x 6'8"

CCA82340SL
 12" x 8'0"
 14" x 8'0"



Fir

CCA2400SL
 12" x 6'8"
 14" x 6'8"

CCA82400SL
 12" x 8'0"
 14" x 8'0"



Mahogany

CCR30020
 3'0" x 6'8"



Mahogany

CCR2025SL
 12" x 6'8"
 14" x 6'8"



Mahogany

CCR3400SL
 12" x 6'8"
 14" x 6'8"



Canvas

CCV10020
 3'0" x 6'8"



Canvas

CCV950SL
 12" x 6'8"
 14" x 6'8"



Canvas

CCV100SL
 12" x 6'8"
 14" x 6'8"



HOMEWARD™ ◆ ◆



Mahogany
CCM2801 | **CCM82801**
 ▲ 3'0" x 6'8" | ▲ 3'0" x 8'0"



Mahogany
CCM9923
 3'0" x 6'8"



Mahogany
CCR9925SL | **CCR89925SL**
 ▲ 12" x 6'8" | ▲ 12" x 8'0"
 14" x 6'8" | 14" x 8'0"



Canvas
CCV9922 | **CCV89922**
 3'0" x 6'8" | 3'0" x 8'0"

3/4 Lites



Mahogany Grain

Canvas

Key

- ▲ Flush-Glazed Glass with Square Sticking (FG)
- ◆ Black Nickel Caming (1D)
- Brushed Nickel Caming (1C)
- ✕ Wrought Iron (1W)



Canvas
CCV911SL | **CCV8111SL**
 ▲ 12" x 6'8" | ▲ 12" x 8'0"
 14" x 6'8" | 14" x 8'0"

ARBORWATCH™ ◆ ◆



Mahogany
CCM81418
 3'0" x 8'0"



Mahogany
CCM1419
 3'0" x 6'8"



Mahogany
CCR1423SL | **CCR81423SL**
 ▲ 12" x 6'8" | ▲ 12" x 8'0"
 14" x 6'8" | 14" x 8'0"



Canvas
CCV1418 | **CCV81418**
 3'0" x 6'8" | 3'0" x 8'0"



Canvas
CCV1423SL | **CCV81423SL**
 ▲ 12" x 6'8" | ▲ 12" x 8'0"
 14" x 6'8" | 14" x 8'0"

AUGUSTINE™ ✕



Mahogany
CCM805027
 3'0" x 8'0"



Mahogany
CCM1485
 3'0" x 6'8"

For transoms, see page 94.

Note: Product images show exterior side of door.

Note: See page 277 for important product details that may help with your purchase decision.



Mahogany

CCM1495
3'0" x 6'8"

Mahogany

CCR3400XNSL | CCR8000XNSL
 ▲ 12" x 6'8" | ▲ 12" x 8'0"
 ▲ 14" x 6'8" | ▲ 14" x 8'0"

Canvas

CCV05027 | CCV805027
3'0" x 6'8" | 3'0" x 8'0"

Canvas

CCV100XNSL | CCV8100XNSL
 ▲ 12" x 6'8" | ▲ 12" x 8'0"
 ▲ 14" x 6'8" | ▲ 14" x 8'0"

BORRASSA. X



Mahogany

CCM81519
3'0" x 8'0"

Mahogany

CCM1475
3'0" x 6'8"

Mahogany

CCM1465
3'0" x 6'8"

Mahogany

CCR3400XHSL | CCR8000XHSL
 ▲ 12" x 6'8" | ▲ 12" x 8'0"
 ▲ 14" x 6'8" | ▲ 14" x 8'0"

Canvas

CCV1519 | CCV81519
3'0" x 6'8" | 3'0" x 8'0"

LONGFORD™ ◆ ◆



Canvas

CCV100XHSL | CCV8100XHSL
 ▲ 12" x 6'8" | ▲ 12" x 8'0"
 ▲ 14" x 6'8" | ▲ 14" x 8'0"

Mahogany

CCM892
3'0" x 8'0"

Mahogany

CCM203
3'0" x 6'8"

Mahogany

CCM303
3'0" x 6'8"

3/4 Lites

Continued



Mahogany Grain

Canvas

Key

- Flush-Glazed Glass with Detailed Sticking (FG)
- Flush-Glazed Glass with Square Sticking (FG)
- Black Nickel Caming (1D)
- Brushed Nickel Caming (1C)
- Simulated Divided Lites (SDLF6)

Privacy & Textured Glass Options

Add the code to the blank in the style number for the desired door and glass combination. For details on glass options, see pages 48-49.

- XK = Reeded
- XE = Satin Etch
- XC = Chord
- XJ = Chinchilla
- XR = Rainglass
- XN = Granite

LONGFORD™ ◆ ◆

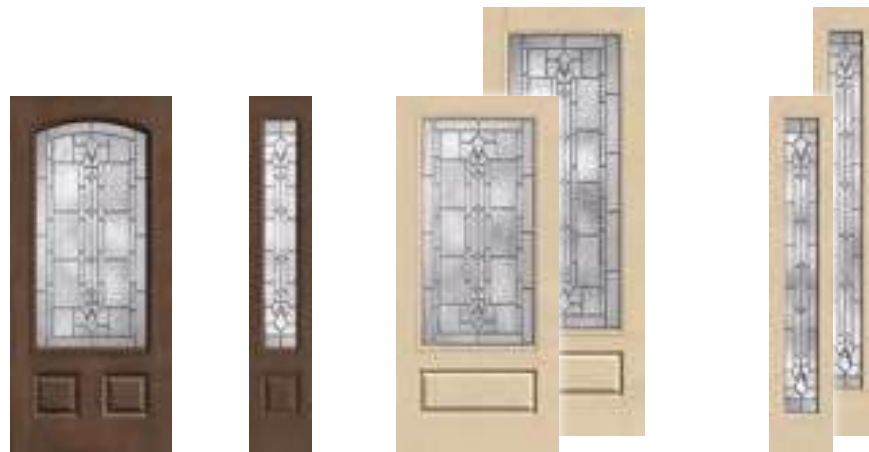


| | | | | | | |
|--------------------------------------------|--------------------------------------------|--------------------------------------------|-------------------------|--------------------------|-------------------------------------------|--------------------------------------------|
| Mahogany | Mahogany | | Canvas | | Canvas | |
| CCM3303SL ▲ 12" x 6'8" 14" x 6'8" | CCR3407SL ▲ 12" x 6'8" 14" x 6'8" | CCR8007SL ▲ 12" x 8'0" 14" x 8'0" | CCV05023 3'0" x 6'8" | CCV805023 3'0" x 8'0" | CCV103SL ▲ 12" x 6'8" 14" x 6'8" | CCV8103SL ▲ 12" x 8'0" 14" x 8'0" |

LUCERNA◆ ◆



| | | | | |
|-----------------------------|------------------------------|--------------------------------------------|--------------------------------------------|-----------------------|
| Mahogany | | Mahogany | | Mahogany |
| CCM2802 ▲ 3'0" x 6'8" | CCM82802 ▲ 3'0" x 8'0" | CCR3412SL ▲ 12" x 6'8" 14" x 6'8" | CCR8102SL ▲ 12" x 8'0" 14" x 8'0" | CCM204 3'0" x 6'8" |



| | | | | | |
|-----------------------|--------------------------------------------|-------------------------|--------------------------|--------------------------------------------|--------------------------------------------|
| Mahogany | Mahogany | Canvas | | Canvas | |
| CCM302 3'0" x 6'8" | CCM3302SL ▲ 12" x 6'8" 14" x 6'8" | CCV05022 3'0" x 6'8" | CCV805022 3'0" x 8'0" | CCV3412SL ▲ 12" x 6'8" 14" x 6'8" | CCV8102SL ▲ 12" x 8'0" 14" x 8'0" |

For transoms, see page 94.

Note: Product images show exterior side of door.

*Not available with Chinchilla (XJ) glass.

Note: See page 277 for important product details that may help with your purchase decision.

PROVINCIAL™ ◆◆



Mahogany

CCR3408SL | CCR8008SL
 ▲ 12" x 6'8" | ▲ 12" x 8'0"
 ▲ 14" x 6'8" | ▲ 14" x 8'0"



Canvas

CCV05028 | CCV805028
 3'0" x 6'8" | 3'0" x 8'0"



Canvas

CCV108SL | CCV8108SL
 ▲ 12" x 6'8" | ▲ 12" x 8'0"
 ▲ 14" x 6'8" | ▲ 14" x 8'0"

ZAHA. ◆◆



Mahogany

CCM2803 | CCM82803
 ▲ 3'0" x 6'8" | ▲ 3'0" x 8'0"



Mahogany

CCR1851SL | CCR81851SL
 ▲ 12" x 6'8" | ▲ 12" x 8'0"
 ▲ 14" x 6'8" | ▲ 14" x 8'0"



Mahogany

CCM1844
 3'0" x 6'8"



Mahogany

CCM1842
 3'0" x 6'8"




Mahogany

CCM1843SL
 ▲ 12" x 6'8"
 ▲ 14" x 6'8"



Canvas

CCV1843 | CCV81843
 3'0" x 6'8" | 3'0" x 8'0"



Canvas

CCV1851SL | CCV81851SL
 ▲ 12" x 6'8" | ▲ 12" x 8'0"
 ▲ 14" x 6'8" | ▲ 14" x 8'0"

PRIVACY & TEXTURED



Mahogany

CCM2804_* | CCM82804_*
 ▲ 6 | ▲ 6
 3'0" x 6'8" | 3'0" x 8'0"



Mahogany

CCM2806_* | CCM82806_*
 ▲ 6 | ▲ 6
 3'0" x 6'8" | 3'0" x 8'0"



Mahogany

CCM2812_* | CCM82815_*
 ▲ 6 | ▲ 6
 3'0" x 6'8" | 3'0" x 8'0"



Mahogany

CCM2800_* | CCM82800_*
 ▲ 6 | ▲ 6
 3'0" x 6'8" | 3'0" x 8'0"

3/4 Lites






Continued



Mahogany Grain

Canvas

Key

-  Flush-Glazed Glass with Detailed Sticking (FG)
-  Flush-Glazed Glass with Square Sticking (FG)
-  Low-E Glass (LE)
-  Simulated Divided Lites (SDL)
-  Simulated Divided Lites (SDL6)

Privacy & Textured Glass Options

Add the code to the blank in the style number for the desired door and glass combination. For details on glass options, see pages 48-49.

XE = Satin Etch **XR = Rainglass**
XC = Chord **XN = Granite**
XJ = Chinchilla

PRIVACY & TEXTURED



Mahogany

CCM200XC
CCM200XN
3'0" x 6'8"



Mahogany

CCM300XC
CCM300XN
3'0" x 6'8"






Mahogany


CCR2025_SL
 
12" x 6'8"
14" x 6'8"



Mahogany

CCR82035_SL
 
12" x 8'0"
14" x 8'0"

CCR3400_SL

12" x 6'8"
14" x 6'8"

CCR8000_SL

12" x 8'0"
14" x 8'0"






Canvas

CCV05020XC
CCV05020XN
3'0" x 6'8"




Canvas


CCV950_SL
 
12" x 6'8"
14" x 6'8"

CCV8950_SL*
 
12" x 8'0"
14" x 8'0"



Canvas

CCV100_SL

12" x 6'8"
14" x 6'8"

CCV8100_SL*

12" x 8'0"
14" x 8'0"

LOW-E



Mahogany

CCM2804
  
3'0" x 6'8"

CCM82804
  
3'0" x 8'0"



Mahogany

CCM2806
  
3'0" x 6'8"

CCM82806
  
3'0" x 8'0"



Mahogany

CCM2812
  
3'0" x 6'8"

CCM82815
  
3'0" x 8'0"



Mahogany

CCM2800 | CCM82800
 ▲☀️ | ▲☀️
 3'0" x 6'8" | 3'0" x 8'0"



Mahogany

CCR2025SL | CCR82035SL
 ▲☀️🏠 | ▲☀️🏠
 12" x 6'8" | 12" x 8'0"
 14" x 6'8" | 14" x 8'0"



Mahogany

CCR3400SL | CCR8000SL
 ▲☀️ | ▲☀️
 12" x 6'8" | 12" x 8'0"
 14" x 6'8" | 14" x 8'0"



Mahogany

CCM200
 ☀️
 3'0" x 6'8"



Mahogany

CCM300
 ☀️
 3'0" x 6'8"



Mahogany

CCM3300SL
 ☀️
 12" x 6'8"
 14" x 6'8"




Canvas

CCV05020 | CCV805020
 ☀️ | ☀️
 3'0" x 6'8" | 3'0" x 8'0"



Canvas

CCV950SL | CCV8950SL
 ▲☀️🏠 | ▲☀️🏠
 12" x 6'8" | 12" x 8'0"
 14" x 6'8" | 14" x 8'0"



Canvas

CCV100SL | CCV8100SL
 ▲☀️ | ▲☀️
 12" x 6'8" | 12" x 8'0"
 14" x 6'8" | 14" x 8'0"





Mahogany Grain

Canvas

Key

- ◆ Black Nickel Caming (1D)
- ▣ Brushed Nickel Caming (1C)
- ✕ Wrought Iron (1W)

Optional Accessories



Clavos



Strap Hinge

HOMeward™ ◆ ▣



Mahogany

| | |
|-------------|-------------|
| CCR9921 | CCR89921 |
| 3'0" x 6'8" | 3'0" x 8'0" |
| | 3'6" x 8'0" |



Mahogany

| | |
|-------------|-------------|
| CCR9919 | CCR89919 |
| 3'0" x 6'8" | 3'0" x 8'0" |
| | 3'6" x 8'0" |



Mahogany

| | |
|-------------|-------------|
| CCR9918 | CCR89918 |
| 3'0" x 6'8" | 3'0" x 8'0" |



Mahogany

| |
|-------------|
| CCR822218 |
| 3'0" x 8'0" |
| 3'6" x 8'0" |



Canvas

| | |
|-------------|-------------|
| CCV9919 | CCV89919 |
| 3'0" x 6'8" | 3'0" x 8'0" |



Canvas

| | |
|-------------|-------------|
| CCV9918 | CCV89918 |
| 3'0" x 6'8" | 3'0" x 8'0" |

ARBORWATCH® ◆ ▣



Mahogany

| | |
|-------------|-------------|
| CCR1417 | CCR81417 |
| 3'0" x 6'8" | 3'0" x 8'0" |
| | 3'6" x 8'0" |



Mahogany

| | |
|-------------|-------------|
| CCR1415 | CCR81415 |
| 3'0" x 6'8" | 3'0" x 8'0" |
| | 3'6" x 8'0" |



Mahogany

| | |
|-------------|-------------|
| CCR1414 | CCR81414 |
| 3'0" x 6'8" | 3'0" x 8'0" |

For transoms, see page 94.

Note: Product images show exterior side of door.

Note: See page 277 for important product details that may help with your purchase decision.

Right Page: Classic Craft Mahogany Grain, Augustine Glass, Door – CCR20527, Finish – New Earth

AUGUSTINE. X



Mahogany

CCR822214
3'0" x 8'0"
3'6" x 8'0"



Canvas

CCV1415 | CCV81415
3'0" x 6'8" | 3'0" x 8'0"



Canvas

CCV1414 | CCV81414
3'0" x 6'8" | 3'0" x 8'0"



Mahogany

CCR04027 | CCR804027
3'0" x 6'8" | 3'0" x 8'0"
3'6" x 8'0"



Mahogany

CCR20527 | CCR820527
3'0" x 6'8" | 3'0" x 8'0"
3'6" x 8'0"



Mahogany

CCR20027 | CCR820027
3'0" x 6'8" | 3'0" x 8'0"



Mahogany

CCR822227
3'0" x 8'0"
3'6" x 8'0"



Mahogany

CCR04037 | CCR804037
3'0" x 6'8" | 3'0" x 8'0"
3'6" x 8'0"

AUGUSTINE *Continues on next page.*



AUGUSTINE.X



Mahogany

| | |
|-------------------------|-----------------------------------------|
| CCR20537 3'0" x 6'8" | CCR820537 3'0" x 8'0" 3'6" x 8'0" |
|-------------------------|-----------------------------------------|



Mahogany

| | |
|-------------------------|--------------------------|
| CCR20037 3'0" x 6'8" | CCR820037 3'0" x 8'0" |
|-------------------------|--------------------------|



Mahogany

| | |
|--------------------------|------------------------------------------|
| CCR20537A 3'0" x 6'8" | CCR820537A 3'0" x 8'0" 3'6" x 8'0" |
|--------------------------|------------------------------------------|



Mahogany

| | |
|--------------------------|---------------------------|
| CCR20037A 3'0" x 6'8" | CCR820037A 3'0" x 8'0" |
|--------------------------|---------------------------|



Canvas

| | |
|-------------------------|--------------------------|
| CCV20527 3'0" x 6'8" | CCV820527 3'0" x 8'0" |
|-------------------------|--------------------------|



Canvas

| | |
|-------------------------|--------------------------|
| CCV22027 3'0" x 6'8" | CCV822027 3'0" x 8'0" |
|-------------------------|--------------------------|

2/3 Lites

Continued



Mahogany Grain

Canvas

Key

- ◆ Black Nickel Caming (1D)
- ▣ Brushed Nickel Caming (1C)
- ✕ Wrought Iron (W)

Optional Accessories



Clavos

Strap Hinge

BORRASSA.X



Canvas

| | |
|-------------------------|--------------------------|
| CCV20537 3'0" x 6'8" | CCV820537 3'0" x 8'0" |
|-------------------------|--------------------------|



Mahogany

| | |
|------------------------|----------------------------------------|
| CCR1518 3'0" x 6'8" | CCR81518 3'0" x 8'0" 3'6" x 8'0" |
|------------------------|----------------------------------------|



Mahogany

| | |
|------------------------|----------------------------------------|
| CCR1516 3'0" x 6'8" | CCR81516 3'0" x 8'0" 3'6" x 8'0" |
|------------------------|----------------------------------------|

For transoms, see page 94.

Note: Product images show exterior side of door.

Note: See page 277 for important product details that may help with your purchase decision.



Mahogany

CCR1515 | CCR81515
3'0" x 6'8" | 3'0" x 8'0"



Mahogany

CCR822215
3'0" x 8'0"
3'6" x 8'0"



Mahogany

CCR1514 | CCR81514
3'0" x 6'8" | 3'0" x 8'0"
3'6" x 8'0"



Mahogany

CCR1512 | CCR81512
3'0" x 6'8" | 3'0" x 8'0"
3'6" x 8'0"



Mahogany

CCR1511 | CCR81511
3'0" x 6'8" | 3'0" x 8'0"



Mahogany

CCR1512A | CCR81512A
3'0" x 6'8" | 3'0" x 8'0"
3'6" x 8'0"



Mahogany

CCR1511A | CCR81511A
3'0" x 6'8" | 3'0" x 8'0"



Canvas

CCV1516 | CCV81516
3'0" x 6'8" | 3'0" x 8'0"



Canvas

CCV1515 | CCV81515
3'0" x 6'8" | 3'0" x 8'0"



Canvas

CCV1512 | CCV81512
3'0" x 6'8" | 3'0" x 8'0"

PROVINCIAL™ ◆ ❖



Mahogany

CCR804028
3'0" x 8'0"



Mahogany

CCR820528
3'0" x 8'0"

Continued



Mahogany Grain

Canvas

Key

- ◆ Black Nickel Caming (1D)
- ▣ Brushed Nickel Caming (1C)

Optional Accessories



Clavos



Strap Hinge

PROVINCIAL™ ◆ ▣



Mahogany

CCR820028
3'0" x 8'0"



Mahogany

CCR822228
3'0" x 8'0"



Canvas

CCV820528
3'0" x 8'0"



Canvas

CCV822028
3'0" x 8'0"

LONGFORD™ ◆ ▣



Mahogany

CCR04023 | CCR804023
3'0" x 6'8" | 3'0" x 8'0"



Mahogany

CCR20523 | CCR820523
3'0" x 6'8" | 3'0" x 8'0"




Mahogany

CCR20023 | CCR820023
3'0" x 6'8" | 3'0" x 8'0"



Mahogany

CCR822223
3'0" x 8'0"



Canvas

CCV20523 | CCV820523
3'0" x 6'8" | 3'0" x 8'0"



Canvas

CCV22023 | CCV822023
3'0" x 6'8" | 3'0" x 8'0"

For transoms, see page 94.

Note: Product images show exterior side of door.

Note: See page 277 for important product details that may help with your purchase decision.



Mahogany

CCR04022 3'0" x 6'8"
 CCR804022 3'0" x 8'0"
 3'6" x 8'0"



Mahogany

CCR20522 3'0" x 6'8"
 CCR820522 3'0" x 8'0"
 3'6" x 8'0"



Mahogany

CCR20022 3'0" x 6'8"
 CCR820022 3'0" x 8'0"



Mahogany

CCR822222 3'0" x 8'0"
 3'6" x 8'0"



Mahogany

CCR804032 3'0" x 8'0"



Mahogany

CCR820532 3'0" x 8'0"



Mahogany

CCR820032 3'0" x 8'0"



Mahogany

CCR820532A 3'0" x 8'0"



Mahogany

CCR820032A 3'0" x 8'0"

ZAHA. ◆ ::



Canvas

CCV20522 3'0" x 6'8"
 CCV820522 3'0" x 8'0"



Canvas

CCV22022 3'0" x 6'8"
 CCV822022 3'0" x 8'0"



Canvas

CCV820532 3'0" x 8'0"



Mahogany

CCR1841 3'0" x 6'8"
 CCR81841 3'0" x 8'0"

Continued



Mahogany Grain

Canvas

Key

- ◆ Flush-Glazed Glass with Square Sticking (FG)
- ◆ Black Nickel Caming (1D)
- ◆ Brushed Nickel Caming (1C)

Privacy & Textured Glass Options

Add the code to the blank in the style number for the desired door and glass combination. For details on glass options, see pages 48-49.

- XE = Satin Etch XR = Rainglass
- XG = Chord XN = Granite

Optional Accessories



Clavos



Strap Hinge



| | | | | |
|-------------|-------------|-------------|-------------|-------------|
| Mahogany | | Mahogany | | Mahogany |
| CCR1839 | CCR81839 | CCR1838 | CCR81838 | CCR822238 |
| 3'0" x 6'8" | 3'0" x 8'0" | 3'0" x 6'8" | 3'0" x 8'0" | 3'0" x 8'0" |



| | | | |
|-------------|-------------|-------------|-------------|
| Mahogany | Mahogany | Mahogany | Mahogany |
| CCR81847 | CCR81846 | CCR81845 | CCR81846A |
| 3'0" x 8'0" | 3'0" x 8'0" | 3'0" x 8'0" | 3'0" x 8'0" |



| | | | | | |
|-------------|-------------|-------------|-------------|-------------|-------------|
| Mahogany | Canvas | | Canvas | | Canvas |
| CCR81845A | CCV1839 | CCV81839 | CCV1838 | CCV81838 | CCV81846 |
| 3'0" x 8'0" | 3'0" x 6'8" | 3'0" x 8'0" | 3'0" x 6'8" | 3'0" x 8'0" | 3'0" x 8'0" |

For transoms, see page 94.

Note: Product images show exterior side of door.

*Not available with Satin Etch (XE) or Rainglass (XR) glass.

Note: See page 277 for important product details that may help with your purchase decision.

PRIVACY & TEXTURED



Mahogany

CCR04020_* | CCR804020_*
3'0" x 6'8" | 3'0" x 8'0"



Mahogany

CCR20520_* | CCR820520_*
3'0" x 6'8" | 3'0" x 8'0"



Mahogany

CCR20020_* | CCR820020_*
3'0" x 6'8" | 3'0" x 8'0"



Mahogany

CCR822220_*
3'0" x 8'0"



Mahogany

CCR804030_*
3'0" x 8'0"



Mahogany

CCR820530_*
3'0" x 8'0"



Mahogany

CCR820030_*
3'0" x 8'0"



Mahogany

CCR820530A_*
3'0" x 8'0"



Canvas

CCV20520_* | CCV820520_*
3'0" x 6'8" | 3'0" x 8'0"



Canvas

CCV22020_* | CCV822020_*
3'0" x 6'8" | 3'0" x 8'0"



Canvas

CCV820530_*
3'0" x 8'0"



Mahogany

CCM302L_ | CCM302R_
3'0" x 6'8" | 3'0" x 6'8"



Mahogany

CCM8302L_ | CCM8302R_
3'0" x 8'0" | 3'0" x 8'0"

Continued



Mahogany Grain

Key

Flush-Glazed Glass with Square Sticking (FG)

Low-E Glass (LE)

Simulated Divided Lites (SDLF6)

Privacy & Textured Glass Options

Add the code to the blank in the style number for the desired door and glass combination. For details on glass options, see pages 48-49.

XE = Satin Etch XR = Rainglass
XC = Chord XN = Granite

PRIVACY & TEXTURED



Mahogany

CCM304L__ CCM304R__
 3'0" x 6'8" | 3'0" x 6'8"



Mahogany

CCM8304L__ CCM8304R__
 3'0" x 8'0" | 3'0" x 8'0"



Mahogany

CCM303L__ CCM303R__
 3'0" x 6'8" | 3'0" x 6'8"



Mahogany

CCM8303L__ CCM8303R__
 3'0" x 8'0" | 3'0" x 8'0"



Mahogany

CCM301CAL__ CCM301CAR__
 3'0" x 6'8" | 3'0" x 6'8"



Mahogany

CCM8301CAL__ CCM8301CAR__
 3'0" x 8'0" | 3'0" x 8'0"

For transoms, see page 94.

Note: Product images show exterior side of door.

Note: See page 277 for important product details that may help with your purchase decision.



Mahogany

CCM305CAL_ CCM305CAR_
 3'0" x 6'8" 3'0" x 6'8"



Mahogany

CCM8305CAL_ CCM8305CAR_
 3'0" x 8'0" 3'0" x 8'0"



Mahogany

CCM306CAL_ CCM306CAR_
 3'0" x 6'8" 3'0" x 6'8"

LOW-E



Mahogany

CCM8306CAL_ CCM8306CAR_
 3'0" x 8'0" 3'0" x 8'0"



Mahogany

CCR04020 CCR804020
 3'0" x 6'8" 3'0" x 8'0"
 3'6" x 8'0"



Mahogany

CCR20520 CCR820520
 3'0" x 6'8" 3'0" x 8'0"
 3'6" x 8'0"



Mahogany

CCR20020 CCR820020
 3'0" x 6'8" 3'0" x 8'0"



Mahogany

CCR822220
 3'0" x 8'0"
 3'6" x 8'0"



Mahogany

CCR804030
 3'0" x 8'0"



Mahogany

CCR820530
 3'0" x 8'0"



Mahogany

CCR820030
 3'0" x 8'0"

Continued



Mahogany Grain

Canvas

Key

-  Flush-Glazed Glass with Square Sticking (FG)
-  Low-E Glass (LE)
-  Simulated Divided Lites (SDLF6)

LOW-E




Mahogany

CCR820530A
 3'0" x 8'0"



Mahogany

CCR820030A
 3'0" x 8'0"



Canvas

CCV20520 | CCV820520
 3'0" x 6'8" |  3'0" x 8'0"



Canvas

CCV22020 | CCV822020
 3'0" x 6'8" |  3'0" x 8'0"







Canvas

CCV820530
 3'0" x 8'0"



Mahogany

CCM302L | CCM302R
  3'0" x 6'8" |   3'0" x 6'8"



Mahogany

CCM8302L | CCM8302R
  3'0" x 8'0" |   3'0" x 8'0"



Mahogany

CCM304L | CCM304R
   3'0" x 6'8" |    3'0" x 6'8"



For transoms, see page 94.

Note: Product images show exterior side of door.

Note: See page 277 for important product details that may help with your purchase decision.



Mahogany

CCM8304L | CCM8304R
3'0" x 8'0" | 3'0" x 8'0"



Mahogany

CCM303L | CCM303R
3'0" x 6'8" | 3'0" x 6'8"



Mahogany

CCM8303L | CCM8303R
3'0" x 8'0" | 3'0" x 8'0"



Mahogany

CCM301CAL | CCM301CAR
3'0" x 6'8" | 3'0" x 6'8"



Mahogany

CCM8301CAL | CCM8301CAR
3'0" x 8'0" | 3'0" x 8'0"



Mahogany

CCM305CAL | CCM305CAR
3'0" x 6'8" | 3'0" x 6'8"



Mahogany

CCM8305CAL | CCM8305CAR
3'0" x 8'0" | 3'0" x 8'0"



Mahogany

CCM306CAL | CCM306CAR
3'0" x 6'8" | 3'0" x 6'8"



Mahogany

CCM8306CAL | CCM8306CAR
3'0" x 8'0" | 3'0" x 8'0"

1/2 Lites



Mahogany Grain

Canvas

Key

- ☀ Low-E Glass (LE)
- ◆ Black Nickel Caming (1D)
- ▣ Brushed Nickel Caming (1C)

Privacy & Textured Glass Options

Add the code to the blank in the style number for the desired door and glass combination. For details on glass options, see pages 48-49.

XE = Satin Etch

HOMEWARD™ ◆ ▣



Mahogany

CCM9926
3'0" x 6'8"



Canvas

CCV9926
3'0" x 6'8"

ARBORWATCH™ ◆ ▣



Mahogany

CCM1424
3'0" x 6'8"



Canvas

CCV1424
3'0" x 6'8"

PROVINCIAL™ ◆ ▣



Canvas

CCV06028
3'0" x 6'8"

LONGFORD™ ◆ ▣



Mahogany

CCM603
3'0" x 6'8"



Canvas

CCV06023
3'0" x 6'8"

LUCERNA™ ◆ ▣



Mahogany

CCM612
3'0" x 6'8"



Canvas

CCV06022
3'0" x 6'8"

PRIVACY & TEXTURED



Mahogany

CCM600XE
3'0" x 6'8"



Canvas

CCV06020XE
3'0" x 6'8"

For transoms, see page 94.

Note: Product images show exterior side of door.

Note: See page 277 for important product details that may help with your purchase decision.

Right Page: Classic Craft Canvas, Lucerna Glass, Door – CCV06022, Finish – Cabernet

LOW-E



Mahogany

CCM600

★
3'0" x 6'8"



Canvas

CCV06020


★
3'0" x 6'8"



Craftsman



Fir Grain



Canvas

Key

- Flush-Glazed Glass with Detailed Sticking (FG)
- Flush-Glazed Glass with Square Sticking (FG)
- Black Nickel Caming (1D)
- Brushed Nickel Caming (1C)
- Simulated Divided Lites (SDL)

Privacy & Textured Glass Options

Add the code to the blank in the style number for the desired door and glass combination. For details on glass options, see pages 48-49.

- XC = Chord XR = Rainglass
- XJ = Chinchilla XN = Granite

Optional Dentil Shelves

Available for all Classic Craft Craftsman-lite doors.



16-Block Dentil Shelf



4-Block Dentil Shelf



4-Block Dentil Shelf
Pairs with 3'6" wide doors.



4-Block Dentil Shelf



Fir

CCA231
 3'0" x 6'8"

CCA8231
 3'0" x 8'0"



Fir

CCA87132
 3'6" x 8'0"



Fir

CCA211
 3'0" x 6'8"

CCA8211
 3'0" x 8'0"



Fir

CCA87112
 3'6" x 8'0"



Fir

CCA3401SL
 12" x 6'8"
 14" x 6'8"

CCA3501SL
 12" x 8'0"
 14" x 8'0"



Fir

CCA211SL
 12" x 6'8"
 14" x 6'8"



Canvas

CCV931
 3'0" x 6'8"



Canvas

CCV911
 3'0" x 6'8"



Canvas

CCV911SL
 12" x 6'8"
 14" x 6'8"



Canvas

CCV9011SL
 12" x 6'8"
 14" x 6'8"

For transoms, see page 94.

Note: Product images show exterior side of door.

Note: See page 277 for important product details that may help with your purchase decision.



Fir


CCA9300
▲ 3'0" x 6'8"

CCA89300
▲ 3'0" x 8'0"



Fir

CCA87131
▲ 3'6" x 8'0"



Fir

CCA9100
▲ 3'0" x 6'8"

CCA89100
▲ 3'0" x 8'0"



Fir

CCA87111
▲ 3'6" x 8'0"



Fir

CCA1423SL
▲ 12" x 6'8"

CCA81423SL
▲ 12" x 8'0"

▲ 14" x 6'8"

▲ 14" x 8'0"



Fir

CCA9100SL
▲ 12" x 6'8"

▲ 14" x 6'8"



Canvas

CCV4300
▲ 3'0" x 6'8"



Canvas

CCV4100
▲ 3'0" x 6'8"



Canvas

CCV1423SL
▲ 12" x 6'8"

▲ 14" x 6'8"



Canvas

CCV4100SL
▲ 12" x 6'8"

▲ 14" x 6'8"

PRIVACY & TEXTURED



Fir

CCA220_▲
▲ 3'0" x 6'8"

CCA8220_▲
▲ 3'0" x 8'0"



Fir

CCA87200XR
▲ 3'6" x 8'0"



Fir

CCA230_▲
▲ 3'0" x 6'8"

CCA8230_▲
▲ 3'0" x 8'0"



Fir

CCA87300XR
▲ 3'6" x 8'0"




Continued



Fir Grain

Canvas

Key

-  Flush-Glazed Glass with Detailed Sticking (FG)
-  Flush-Glazed Glass with Square Sticking (FG)
-  Low-E Glass (LE)
-  Simulated Divided Lites (SDL)

Privacy & Textured Glass Options

Add the code to the blank in the style number for the desired door and glass combination. For details on glass options, see pages 48-49.

- XE = Satin Etch XR = Rainglass
- XC = Chord XN = Granite
- XJ = Chinchilla

Optional Dentil Shelves

Available for all Classic Craft Craftsman-lite doors.



16-Block Dentil Shelf



4-Block Dentil Shelf



4-Block Dentil Shelf
Pairs with 3'6" wide doors.







4-Block Dentil Shelf

PRIVACY & TEXTURED



Fir

CCA240__* CCA8240__*
  3'0" x 6'8"   3'0" x 8'0"







Fir

CCA87400XR
  3'6" x 8'0"



Fir

CCA260__* CCA8260__*
  3'0" x 6'8"   3'0" x 8'0"



Fir

CCA87600XR
  3'6" x 8'0"



Fir

CCA210__* CCA8210__*
 3'0" x 6'8"   3'0" x 8'0"



Fir

CCA87100XR
 3'6" x 8'0"



Fir

CCA3450__SL* CCA3560__SL*
  12" x 6'8"   12" x 8'0"
  14" x 6'8"   14" x 8'0"




Fir

CCA3400__SL* CCA3500__SL*
  12" x 6'8"   12" x 8'0"
  14" x 6'8"   14" x 8'0"





Fir

CCA220__SL*
  12" x 6'8"
  14" x 6'8"



Fir

CCA210__SL*
 12" x 6'8"
 14" x 6'8"

For transoms, see page 94.

Note: Product images show exterior side of door.

*Not available with Satin Etch (XE) glass.

Note: See page 277 for important product details that may help with your purchase decision.



Canvas

CCV920_*
 ▲ ■ 3'0" x 6'8"



Canvas

CCV930_*
 ▲ ■ 3'0" x 6'8"



Canvas

CCV940_*
 ▲ ■ 3'0" x 6'8"



Canvas

CCV960_*
 ▲ ■ 3'0" x 6'8"



Canvas

CCV910_*
 ▲ 3'0" x 6'8"



Canvas

CCV950_SL
 ▲ ■ 12" x 6'8"
 14" x 6'8"



Canvas

CCV8950_SL*
 ▲ ■ 12" x 8'0"
 14" x 8'0"

CCV100_SL
 ▲ 12" x 6'8"
 14" x 6'8"

CCV8100_SL*
 ▲ 12" x 8'0"
 14" x 8'0"



Canvas

CCV920_SL*
 ▲ ■ 12" x 6'8"
 14" x 6'8"



Canvas

CCV910_SL*
 ▲ 12" x 6'8"
 14" x 6'8"

LOW-E



Fir

CCA220
 ▲ ■ 3'0" x 6'8"

CCA8220
 ▲ ■ 3'0" x 8'0"



Fir

CCA87200
 ▲ ■ 3'6" x 8'0"



Fir

CCA230
 ▲ ■ 3'0" x 6'8"

CCA8230
 ▲ ■ 3'0" x 8'0"



Fir

CCA87300
 ▲ ■ 3'6" x 8'0"



Fir

CCA240
 ▲ ■ 3'0" x 6'8"


CCA8240
 ▲ ■ 3'0" x 8'0"

Craftsman

Continued



Fir Grain



Canvas

Key

- Flush-Glazed Glass with Detailed Sticking (FG)
- Flush-Glazed Glass with Square Sticking (FG)
- Low-E Glass (LE)
- Simulated Divided Lites (SDL)

Optional Dentil Shelves

Available for all Classic Craft Craftsman-lite doors.



16-Block Dentil Shelf



4-Block Dentil Shelf



4-Block Dentil Shelf

Pairs with 3'6" wide doors.



4-Block Dentil Shelf

LOW-E



Fir

CCA87400

 3'6" x 8'0"



Fir

CCA260
 3'0" x 6'8"
 CCA8260
 3'0" x 8'0"



Fir

CCA87600

 3'6" x 8'0"



Fir

CCA210
 3'0" x 6'8"
 CCA8210
 3'0" x 8'0"




Fir

CCA87100
 3'6" x 8'0"



Fir

CCA3450SL
 12" x 6'8"
 14" x 6'8"
 CCA3560SL
 12" x 8'0"
 14" x 8'0"



Fir

CCA3400SL
 12" x 6'8"
 14" x 6'8"
 CCA3500SL
 12" x 8'0"
 14" x 8'0"



Fir

CCA220SL
 12" x 6'8"
 14" x 6'8"



Fir

CCA210SL
 12" x 6'8"
 14" x 6'8"



Canvas

CCV920
 3'0" x 6'8"



Canvas

CCV930
 3'0" x 6'8"



Canvas

CCV940
 3'0" x 6'8"

For transoms, see page 94.

Note: Product images show exterior side of door.

Note: See page 277 for important product details that may help with your purchase decision.

Right Page: Classic Craft Fir Grain, Low-E Glass with SDLs, Door - CCA230, Sidelites - CCA3400SL, Finish - Raven



Canvas

CCV960
 ▲ ★ 3'0" x 6'8"



Canvas


CCV910
 ▲ ★ 3'0" x 6'8"



Canvas

CCV950SL
 ▲ ★ 12" x 6'8"
 14" x 6'8"

CCV8950SL
 ▲ ★ 12" x 8'0"
 14" x 8'0"



Canvas

CCV100SL
 ▲ ★ 12" x 6'8"
 14" x 6'8"

CCV8100SL
 ▲ ★ 12" x 8'0"
 14" x 8'0"



Canvas

CCV9020SL
 ▲ ★ 12" x 6'8"
 14" x 6'8"



Canvas

CCV9010SL
 ▲ ★ 12" x 6'8"
 14" x 6'8"











Solid Panels



Fir Grain

Key

-  Flush-Glazed Glass with Square Sticking (FG)
-  Black Nickel Caming (1D)
-  Brushed Nickel Caming (1C)
-  Door Divider Bars (DDBF3)
-  Door Divider Bars (DDBF4)
-  Door Divider Bars (DDBF5)
-  WBDR Options
-  Elevated 10" Bottom Rail Options



Fir

| | |
|---------------------------------------------------------------------------------------------------------------------------------------------------------------------|-------------------------------------------------------------------------------------------------------------------------------------------------------------------------------------------------------------------------------------------------------|
| CCA1125 | CCA81125 |
|   |    |
| 3'0" x 6'8" | 3'0" x 8'0" |



Fir

| | |
|---------------------------------------------------------------------------------------------------------------------------------------------------------------------|---------------------------------------------------------------------------------------------------------------------------------------------------------------------------------------------------------------------------------------------------------|
| CCA1149 | CCA81149 |
|   |    |
| 3'0" x 6'8" | 3'0" x 8'0" |




Fir

| | |
|-------------------------------------------------------------------------------------------------------------------------------------------------------------------------|-------------------------------------------------------------------------------------------------------------------------------------------------------------------------------------------------------------------------------------------------------------|
| CCA1127 | CCA81127 |
|   |    |
| 3'0" x 6'8" | 3'0" x 8'0" |



Fir

| | |
|-------------------------------------------------------------------------------------------------------------------------------------------------------------------------|-------------------------------------------------------------------------------------------------------------------------------------------------------------------------------------------------------------------------------------------------------------|
| CCA4905 | CCA84905 |
|   |    |
| 3'0" x 6'8" | 3'0" x 8'0" |



Fir

| | |
|-------------------------------------------------------------------------------------------------------------------------------------------------------------------------|----------------------------------------------------------------------------------------------------------------------------------------------------------------------------|
| CCA4915L | CCA4915R |
|   |   |
| 3'0" x 6'8" | 3'0" x 6'8" |



Fir

| | |
|-------------------------------------------------------------------------------------------------------------------------------------------------------------------------------------------------------------------------------------------------------------|-------------------------------------------------------------------------------------------------------------------------------------------------------------------------------------------------------------------------------------------------------------|
| CCA84915L | CCA84915R |
|    |    |
| 3'0" x 8'0" | 3'0" x 8'0" |



Fir

| | |
|----------------------------------------------------------------------------------------------------------------------------------------------------------------------------|-----------------------------------------------------------------------------------------------------------------------------------------------------------------------------|
| CCA4925L | CCA4925R |
|   |   |
| 3'0" x 6'8" | 3'0" x 6'8" |

For transoms, see page 94.

Note: Product images show exterior side of door.

Note: See page 277 for important product details that may help with your purchase decision.



Fir

CCA84925L CCA84925R
 3 9 E 3 9 E
 3'0" x 8'0" 3'0" x 8'0"



Fir

CCA4935 CCA84935
 3 9 3 9 E
 3'0" x 6'8" 3'0" x 8'0"



Fir

CCA4945 CCA84945
 3 9 3 9 E
 3'0" x 6'8" 3'0" x 8'0"



Fir

CCA1166 CCA81166
 3 9 3 9 E
 3'0" x 6'8" 3'0" x 8'0"



Fir

CCA1158 CCA81158
 3 9 3 9 E
 3'0" x 6'8" 3'0" x 8'0"



Fir

CCA1147 CCA81147
 3 9 3 9 E
 3'0" x 6'8" 3'0" x 8'0"

HOMeward™ ◆ ◆



Fir

CCA2420SL CCA82420SL
 ▲ ▲
 12" x 6'8" 12" x 8'0"
 14" x 6'8" 14" x 8'0"

ARBORWATCH™ ◆ ◆



Fir

CCA2410SL CCA82410SL
 ▲ ▲
 12" x 6'8" 12" x 8'0"
 14" x 6'8" 14" x 8'0"

Pair full-lite Shaker flush-glazed sidelites, also available in privacy and textured and Low-E glass, with solid-panel doors for natural light in the entry.



Fir

CCA1100 CCA81100
 9 9 E
 3'0" x 6'8" 3'0" x 8'0"



Fir

CCA1133 CCA81133
 4 9 4 9 E
 3'0" x 6'8" 3'0" x 8'0"



Fir

CCA1145 CCA81145
 4 9 4 9 E
 3'0" x 6'8" 3'0" x 8'0"



Fir

CCA1150 CCA81150
 3 9 3 9 E
 3'0" x 6'8" 3'0" x 8'0"




Solid Panels

Continued







Walnut Grain

Key

-  Low-E Glass (LE)
-  WBDR Options
-  Elevated 10" Bottom Rail Options





Walnut

| | |
|-----------------------------------------------------------------------------------------------------------------------------------------------------------------------------------------------------------------------------|------------------------------------------------------------------------------------------------------------------------------------------------------------------------------------------------------------------------------|
| CCW1000   | CCW81000   |
| 2'6" x 6'8" (7'0") | 2'6" x 8'0" |
| 2'8" x 6'8" (7'0") | 2'8" x 8'0" |
| 2'10" x 6'8" (7'0") | 2'10" x 8'0" |
| 3'0" x 6'8" (7'0") | 3'0" x 8'0" |
| 3'6" x 6'8" (7'0") | 3'6" x 8'0" |





Walnut

| | |
|-----------------------------------------------------------------------------------------------------|------------------------------------------------------------------------------------------------------|
| CCW900L  | CCW8900L  |
| 2'6" x 6'8" (7'0") | 2'6" x 8'0" |
| 2'8" x 6'8" (7'0") | 2'8" x 8'0" |
| 2'10" x 6'8" (7'0") | 2'10" x 8'0" |
| 3'0" x 6'8" (7'0") | 3'0" x 8'0" |
| 3'6" x 6'8" (7'0") | 3'6" x 8'0" |





Walnut

| | |
|-------------------------------------------------------------------------------------------------------|--------------------------------------------------------------------------------------------------------|
| CCW900R  | CCW8900R  |
| 2'6" x 6'8" (7'0") | 2'6" x 8'0" |
| 2'8" x 6'8" (7'0") | 2'8" x 8'0" |
| 2'10" x 6'8" (7'0") | 2'10" x 8'0" |
| 3'0" x 6'8" (7'0") | 3'0" x 8'0" |
| 3'6" x 6'8" (7'0") | 3'6" x 8'0" |





Walnut

| | |
|-------------------------------------------------------------------------------------------------------|--------------------------------------------------------------------------------------------------------|
| CCW901L  | CCW8901L  |
| 2'6" x 6'8" (7'0") | 2'6" x 8'0" |
| 2'8" x 6'8" (7'0") | 2'8" x 8'0" |
| 2'10" x 6'8" (7'0") | 2'10" x 8'0" |
| 3'0" x 6'8" (7'0") | 3'0" x 8'0" |
| 3'6" x 6'8" (7'0") | 3'6" x 8'0" |





Walnut

| | |
|-------------------------------------------------------------------------------------------------------|--------------------------------------------------------------------------------------------------------|
| CCW901R  | CCW8901R  |
| 2'6" x 6'8" (7'0") | 2'6" x 8'0" |
| 2'8" x 6'8" (7'0") | 2'8" x 8'0" |
| 2'10" x 6'8" (7'0") | 2'10" x 8'0" |
| 3'0" x 6'8" (7'0") | 3'0" x 8'0" |
| 3'6" x 6'8" (7'0") | 3'6" x 8'0" |



Walnut

| | |
|---------------------------------------------------------------------------------------------------------|----------------------------------------------------------------------------------------------------------|
| CCW902L  | CCW8902L  |
| 2'6" x 6'8" (7'0") | 2'6" x 8'0" |
| 2'8" x 6'8" (7'0") | 2'8" x 8'0" |
| 2'10" x 6'8" (7'0") | 2'10" x 8'0" |
| 3'0" x 6'8" (7'0") | 3'0" x 8'0" |
| 3'6" x 6'8" (7'0") | 3'6" x 8'0" |



Note: See page 277 for important product details that may help with your purchase decision.

Bottom: Classic Craft Walnut Grain Door – CCW902R; Low-E Glass Direct Set Sidelites – DRS2131SL, Transoms – 19200T, 19210T, Finish – Shale

Right Page: Classic Craft Walnut Grain Door – CCW8906R; Low-E Glass Direct Set Sidelite – DRS82131SL, Finish – Driftwood

For transoms, see page 94.

Note: Product images show exterior side of door.



Walnut

CCW902R

6

2'6" x 6'8" (7'0")
2'8" x 6'8" (7'0")
2'10" x 6'8" (7'0")
3'0" x 6'8" (7'0")
3'6" x 6'8" (7'0")

CCW8902R

6

2'6" x 8'0"
2'8" x 8'0"
2'10" x 8'0"
3'0" x 8'0"
3'6" x 8'0"



Walnut

CCW903


6

2'6" x 6'8" (7'0")
2'8" x 6'8" (7'0")
2'10" x 6'8" (7'0")
3'0" x 6'8" (7'0")
3'6" x 6'8" (7'0")

CCW8903

6

2'6" x 8'0"
2'8" x 8'0"
2'10" x 8'0"
3'0" x 8'0"
3'6" x 8'0"



Walnut

CCW904L

6

2'6" x 6'8" (7'0")
2'8" x 6'8" (7'0")
2'10" x 6'8" (7'0")
3'0" x 6'8" (7'0")
3'6" x 6'8" (7'0")

CCW8904L

6

2'6" x 8'0"
2'8" x 8'0"
2'10" x 8'0"
3'0" x 8'0"
3'6" x 8'0"



Walnut

CCW904R


6

2'6" x 6'8" (7'0")
2'8" x 6'8" (7'0")
2'10" x 6'8" (7'0")
3'0" x 6'8" (7'0")
3'6" x 6'8" (7'0")

CCW8904R

6

2'6" x 8'0"
2'8" x 8'0"
2'10" x 8'0"
3'0" x 8'0"
3'6" x 8'0"



Walnut

CCW905

9E

2'6" x 6'8" (7'0")
2'8" x 6'8" (7'0")
2'10" x 6'8" (7'0")
3'0" x 6'8" (7'0")
3'6" x 6'8" (7'0")

CCW8905

9E

2'6" x 8'0"
2'8" x 8'0"
2'10" x 8'0"
3'0" x 8'0"
3'6" x 8'0"



Walnut

CCW906L

9

2'6" x 6'8" (7'0")
2'8" x 6'8" (7'0")
2'10" x 6'8" (7'0")
3'0" x 6'8" (7'0")
3'6" x 6'8" (7'0")

CCW8906L

9

2'6" x 8'0"
2'8" x 8'0"
2'10" x 8'0"
3'0" x 8'0"
3'6" x 8'0"



Walnut

CCW906R

9

2'6" x 6'8" (7'0")
2'8" x 6'8" (7'0")
2'10" x 6'8" (7'0")
3'0" x 6'8" (7'0")
3'6" x 6'8" (7'0")

CCW8906R

9

2'6" x 8'0"
2'8" x 8'0"
2'10" x 8'0"
3'0" x 8'0"
3'6" x 8'0"



Walnut

CCW907L


9

2'6" x 6'8" (7'0")
2'8" x 6'8" (7'0")
2'10" x 6'8" (7'0")
3'0" x 6'8" (7'0")
3'6" x 6'8" (7'0")

CCW8907L

9

2'6" x 8'0"
2'8" x 8'0"
2'10" x 8'0"
3'0" x 8'0"
3'6" x 8'0"



Walnut

CCW907R

6

2'6" x 6'8" (7'0")
2'8" x 6'8" (7'0")
2'10" x 6'8" (7'0")
3'0" x 6'8" (7'0")
3'6" x 6'8" (7'0")

CCW8907R

6

2'6" x 8'0"
2'8" x 8'0"
2'10" x 8'0"
3'0" x 8'0"
3'6" x 8'0"

LOW-E



Direct Set

DRS2131SL

12" x 6'8" (7'0")
14" x 6'8" (7'0")

DRS82131SL

12" x 8'0"
14" x 8'0"

Solid Panels

Continued



Mahogany Grain



Mahogany

CCR100 | CCR8100
3'0" x 6'8" | 3'0" x 8'0"
3'6" x 6'8" | 3'6" x 8'0"



Mahogany

CCM890
3'0" x 8'0"




Mahogany

CCR8222
3'0" x 8'0"
3'6" x 8'0"

Canvas

Key

-  Flush-Glazed Glass with Square Sticking (FG)
-  Simulated Divided Lites (SDL)
-  Simulated Divided Lites (SDLF6)
-  WBD Options
-  WBD / HVH Options

Optional Accessories



Clavos



Strap Hinge



Mahogany

CCR100R | CCR8100R
3'0" x 6'8" | 3'0" x 8'0"
3'6" x 6'8" | 3'6" x 8'0"



Mahogany

CCR8005A
3'0" x 8'0"



Mahogany

CCR205A | CCR8205A
3'0" x 6'8" | 3'0" x 8'0"
3'6" x 8'0"



Mahogany

CCR200A | CCR8200A
3'0" x 6'8" | 3'0" x 8'0"



Mahogany

CCR8225
3'0" x 8'0"
3'6" x 8'0"



Mahogany

CCR8005
3'0" x 8'0"

For transoms, see page 94.

Note: Product images show exterior side of door.

Note: See page 277 for important product details that may help with your purchase decision.



Mahogany

CCR040
3'0" x 6'8"

CCR8040
3'0" x 8'0"
3'6" x 8'0"



Mahogany

CCR205
3'0" x 6'8"

CCR8205
3'0" x 8'0"
3'6" x 8'0"



Mahogany

CCR200
3'0" x 6'8"

CCR8200
3'0" x 8'0"



Mahogany

CCM60
3'0" x 6'8"

HAMMERED



Mahogany

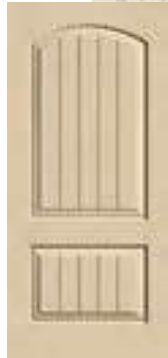
CCR2025XHSL
12" x 6'8"
14" x 6'8"

CCR82035XHSL
12" x 8'0"
14" x 8'0"



Canvas

CCV200
3'0" x 6'8"



Canvas

CCV205
3'0" x 6'8"

CCV8205
3'0" x 8'0"



Canvas

CCV220
3'0" x 6'8"

CCV8220
3'0" x 8'0"

HAMMERED



Canvas

CCV831
3'0" x 8'0"



Canvas

CCV060
3'0" x 6'8"



Canvas

CCV050
3'0" x 6'8"



Canvas

CCV950XHSL
12" x 6'8"
14" x 6'8"

CCV8950XHSL
12" x 8'0"
14" x 8'0"

Transoms

Transoms can be stained or painted to match Classic Craft. door systems.

HOMeward™ ◆ ❏



HWRT
3'0" door + (2) 12" sidelites
3'0" door + (2) 14" sidelites
Continuous Sill Systems Only



HW30T
3'0" Door Only

ARBORWATCH. ◆ ❏



ABRT
3'0" door + (2) 12" sidelites
3'0" door + (2) 14" sidelites
Continuous Sill Systems Only



AB30T
3'0" Door Only

LONGFORD™ ◆ ❏



LFET
3'0" door + (2) 12" sidelites
3'0" door + (2) 14" sidelites
Continuous Sill Systems Only



LFRT
3'0" door + (2) 12" sidelites
3'0" door + (2) 14" sidelites
Continuous Sill Systems Only



LF30T
3'0" Door Only

PROVINCIAL™ ◆ ❏



CC040T
3'0" door + (2) 12" sidelites
3'0" door + (2) 14" sidelites
Continuous Sill Systems Only



CC420T
3'0" door + (2) 12" sidelites
3'0" door + (2) 14" sidelites
Continuous Sill Systems Only



CC400T
3'0" Door Only

LUCERNA. ◆ ❏



LCET
3'0" door + (2) 12" sidelites
3'0" door + (2) 14" sidelites
Continuous Sill Systems Only



LCRT
3'0" door + (2) 12" sidelites
3'0" door + (2) 14" sidelites
Continuous Sill Systems Only



LC30T
3'0" Door Only

ZAHA. ◆ ❏



ZHRT
3'0" door + (2) 12" sidelites
3'0" door + (2) 14" sidelites
Continuous Sill Systems Only

LOW-E



Grille Sticks Applied



19020T
*
3'0" door + (2) 12" sidelites
Continuous Sill Systems Only
3'0" door + (2) 14" sidelites
Continuous / Boxed Sill Systems




Grille Sticks Applied



19220T
*
3'0" door + (2) 12" sidelites
3'0" door + (2) 14" sidelites
Continuous / Boxed Sill Systems



Grille Sticks Applied



19200T
*
3'0" Door Only



19210T
*
12" & 14"
Sidelite Only

Key

- ☀ Low-E Glass (LE)
- ◆ Black Nickel Caming (1D)
- ❏ Brushed Nickel Caming (1C)

Note: See page 277 for important product details that may help with your purchase decision.

Right Page: Classic Craft Canvas, Homeward Glass, Door - CCV9925, Sidelites - CCV911SL, Transom - HWRT



Classic Craft[®] Hinged Patio Doors

A premium entrance to outdoor living.

The unmatched craftsmanship of Classic Craft premium entryways extends to the patio as an uncompromising entrance to the outdoors. Select from remarkably authentic wood grains and premium smooth surfaces to create a seamless indoor-outdoor connection.



GRAIN & TEXTURE OPTIONS



Fir Grain



Mahogany Grain



Canvas

GLASS OPTIONS



Low-E Glass



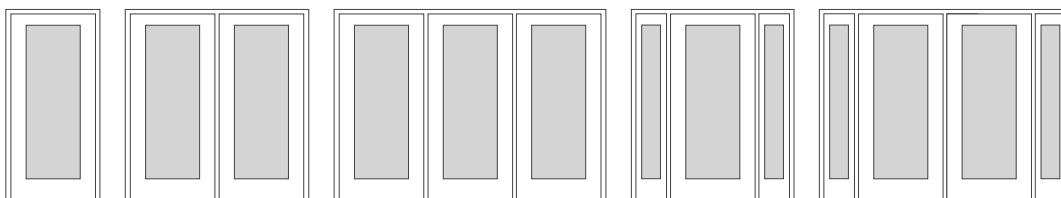
Flush-Glazed Glass

Glass built directly into the door during the manufacturing process offers a seamless appearance, wider daylight opening and high-performance weather seal.

EnLiten™ Flush-Glazed Warranty Riders

See page 115 for details on the EnLiten Flush-Glazed Rider for Construction & Installation, and the EnLiten Flush-Glazed Rider for Homeowners.

AVAILABLE CONFIGURATIONS



| ■ = Available | Classic Craft |
|-----------------------------------------------------------------|--------------------------|
| Door Selections | |
| Material | Fiberglass |
| Warranty | 1x Transferable Lifetime |
| Finish Options | Stain or Paint |
| Flush-Glazed Glass Selections | |
| Low-E Glass with and without Divided Lites 🔥 | ■ |
| Privacy & Textured Glass with and without Divided Lites 🔥 | ■ |
| Lip-Lite Glass Selections | |
| Low-E Glass with and without Divided Lites | ■ |
| Privacy & Textured Glass with and without Divided Lites | ■ |
| Available Sizes | |
| Heights | 6'8", 8'0" |
| Single Widths | 3'0" |
| Double Widths | 6'0" |
| Triple Widths | 9'0" |
| Retrofit Openings | |
| Additional Options | |
| Screens & Screen Accessories Available Colors: Bronze, White | 2" Frame, 3" Frame |
| Impact-Rated Options | |
| Tru-Defense Eligible | ■ |

Note: Finish colors may vary from an actual application due to fluctuations in finishing or printing. See your Therma-Tru seller or visit thermatru.com for details on limited warranties and exclusions, and ENERGY STAR qualified products.

Left Page: Classic Craft Fir Grain, Low-E Glass, Doors – CCA82400, Finish – New Earth


EnLiten™ Flush-Glazed Low-E Glass



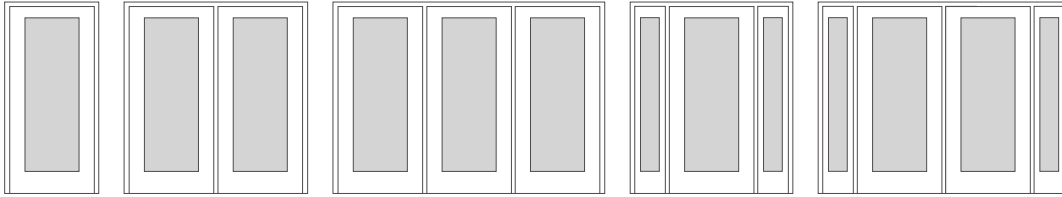
AVAILABLE COLLECTIONS

- Classic Craft® Fir Grain
- Classic Craft® Mahogany Grain

AVAILABLE DOOR STYLES



AVAILABLE CONFIGURATIONS



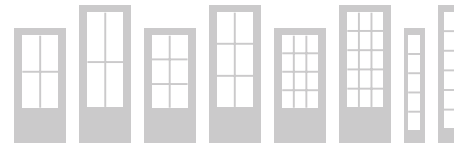
EnLiten™ Flush-Glazed Low-E Glass with Divided Lites



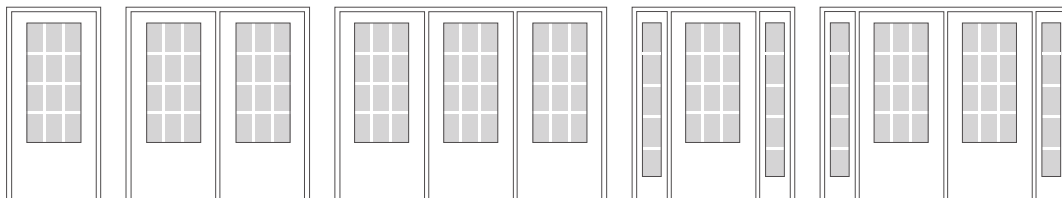
AVAILABLE COLLECTIONS

- Classic Craft® Mahogany Grain

AVAILABLE DOOR STYLES



AVAILABLE CONFIGURATIONS



Note: See page 277 for important product details that may help with your purchase decision.

Right Page: Classic Craft Fir Grain, Low-E Glass, Doors – CCA82400, Finish – Acorn, Retractable Screens – White

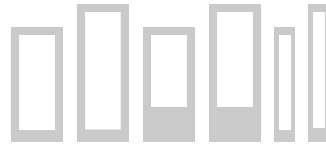
Low-E Glass



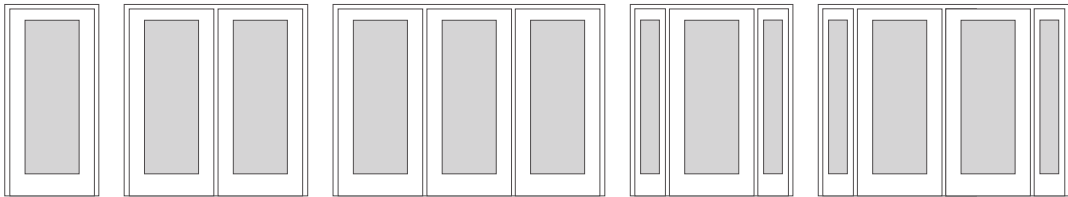
AVAILABLE COLLECTIONS

- Classic Craft. Mahogany Grain
- Classic Craft. Canvas

AVAILABLE DOOR STYLES



AVAILABLE CONFIGURATIONS



Fiber-Classic® & Smooth-Star®

Great style for any home.

With many door styles in common and glass families that cross over between door collections, Fiber-Classic and Smooth-Star offer options to fit virtually every entrance — from front entry to patio to utility doors — at an excellent value.

Top: Fiber-Classic Oak Collection, Salinas Glass, Door - FC115, Sidelite - FC115SL, Finish - Raven
Bottom: Fiber-Classic Mahogany Collection, Saratoga Glass, Door - FCM6240, Finish - New Earth
Right Page: Smooth-Star, Calix Glass, Door - S4521, Finish - Estuary





Grain Options




FIBER-CLASSIC. MAHOGANY COLLECTION™

Fiber-Classic Mahogany complements rich wood tones in home interiors, extending the look to the outside with beauty and elegance.



FIBER-CLASSIC. OAK COLLECTION™

Fiber-Classic Oak is the door that started the fiberglass revolution and features the warm look and feel of natural Oak graining.



SMOOTH-STAR®

Smooth-Star fiberglass doors are ready-to-paint with crisp, clean contours making them the more attractive and durable alternative to steel.

See the difference color can make.

Therma-Tru offers a wide variety of finish options for our doors. Explore PrismaGuard® premium finish and Same-Day® Stain color options on pages 250–256.



Glass Options

- Explore a portfolio of interchangeable decorative glass designs, and privacy and textured glass options starting on page 106.
- Lite frame options include Advanta® lite frame with no screw plugs and a standard Lip-lite frame, starting on page 130. Both feature 22" wide glass and are suitable for use with a storm door.
- Welcome even more light into the home with EnLiten™ flush-glazed designs with 25–27" wide glass, starting on page 115.
- Low-E glass is available for internal blinds, divided lites and clear glass, providing exceptional energy efficiency.



¹Comparison of pendulum impact test results for Therma-Tru doors in steel versus fiberglass. Visit thermatru.com for details.

²Comparison of fiberglass to wood doors (both without glass).

Door Construction

Fiber-Classic and Smooth-Star doors set the standard for beauty, quality and performance at an excellent value. Explore the craftsmanship and innovation of doors designed for long-lasting energy efficiency, durability and security.



1 WEATHER RESISTANCE

Composite rails protect the door at the top and bottom edges to help block moisture that can wick into doors.

2 SECURITY

Our fiberglass door slabs are up to 30% more resistant to kick-ins than standard steel doors.¹ Our Fiber-Classic and Smooth-Star doors feature an enhanced lock block combined with a 1-1/4" engineered lumber lock stile which increases rigidity and stability.

3 DURABILITY

With very little maintenance, a fiberglass door can bring a home years of durability. Unlike wood, fiberglass will not warp or rot. And, unlike steel, it will not dent or rust.




4 R-VALUES

Built with a polyurethane foam core that offers up to four times the insulating R-Value of wood², Therma-Tru® fiberglass doors insulate against cold and heat for exceptional energy efficiency.



NEW Select full-lite configurations are now available with triple-pane Low-E clear and privacy glass options to meet ENERGY STAR® requirements in all 50 states.

Additional Options



-  WBDR Options: Look for this icon to find door styles that can be configured for WBDR.¹
-  WBDR / HVHZ Options: Look for this icon to find door styles that can be configured for WBDR or HVHZ.¹
-  Fire-Rated Options: Available on solid-panel doors. See pages 232–235.

FLUSH-GLAZED OPTIONS

Look for these icons (🔥💧) to find doors styles with flush-glazed glass. See pages 116–129.

Warranties

LIFETIME LIMITED WARRANTY Fiber-Classic and Smooth-Star products are backed by a lifetime limited warranty. See page 277 for more information.

-  Fiber-Classic and Smooth-Star products with flush-glazed glass are also backed by the EnLiten™ Flush-Glazed Rider for Construction & Installation, and the EnLiten™ Flush-Glazed Rider for Homeowners. See page 115 for more information.
-  Fiber-Classic and Smooth-Star door systems are eligible for the Tru-Defense. Warranty Rider when properly assembled and installed with all Therma-Tru® specified system components, in accordance with the Rider. See page 8–9 for details.

| | Fiber-Classic Mahogany Collection | Fiber-Classic Oak Collection | Smooth-Star |
|-------------------------------------------------------------------------------------------|-----------------------------------|------------------------------|-------------|
| ■ = Available ▪ = Not Applicable S = Stain P = Paint | | | |
| Door Widths | | | |
| 2'0" | ■ | ■ | ■ |
| 2'4" | ■ | ■ | ■ |
| 2'6" | ■ | ■ | ■ |
| 2'8" | ■ | ■ | ■ |
| 2'10" | ■ | ■ | ■ |
| 3'0" | ■ | ■ | ■ |
| 3'6" | ▪ | ▪ | ■ |
| Door Heights | | | |
| 6'6" | ▪ | ■ | ■ |
| 6'8" | ■ | ■ | ■ |
| 7'0" | ■ | ■ | ■ |
| 8'0" | ■ | ■ | ■ |
| Glass Options | | | |
| Decorative | 16 | 16 | 16 |
| Privacy & Textured | 6 | 6 | 6 |
| Internal Blinds | ■ | ■ | ■ |
| Flush-Glazed | ■ | ■ | ■ |
| Screen Vented | ▪ | ▪ | ■ |
| Simulated Divided Lites | ■ | ■ | ■ |
| Grilles Between Glass | ■ | ■ | ■ |
| Low-E | ■ | ■ | ■ |
| Clear | ■ | ■ | ■ |
| Additional Options | | | |
| Finish | S / P | S / P | P |
| Vented Sidelites | ■ | ■ | ■ |

RETROFIT HINGED PATIO DOORS

Replacing common slider sizes? Find hinged patio door options in this section. For more about our patio door systems, see pages 28–29.

5'0" Patio Opening = (2) 2'4" Doors

6'0" Patio Opening = (2) 2'10" Doors



¹Please verify that there is a Therma-Tru Impact-rated product approval for the configuration before buying. Note: Finish colors may vary from an actual application due to fluctuations in finishing or printing. See your Therma-Tru seller or visit thermatru.com for more, including details on limited warranties and exclusions, Riders, ENERGY STAR qualified products and product approvals.

Left: Smooth-Star, Clear Glass, Door – S8140
Right Page: Smooth-Star, Granite Glass with SDLs, Door – S2103XN, Sidelites – S2000XNSL



Vented Sidelites

Vented sidelites from Therma-Tru let the homeowner enjoy the added curb appeal of an elegant front entry unobstructed by a screen door. Choose from convenient specialty glass options or eye-catching decorative designs. **In fact, only Therma-Tru offers vented sidelites with decorative glass.** Look for the (●) icon.

- Sturdy stiles and hinges make the unit work as a small swinging door.
- Wide patio mullions provide dependable operation.
- Multi-point lock and continuous system help provide security and stability.
- Convenient removable screens — available in bronze and white — are designed for worry-free use.



AVAILABLE SIZES

| Height | Width | |
|--------|-------|-----|
| | 12" | 14" |
| 6'6" | ■ | ■ |
| 6'8" | ■ | ■ |
| 8'0" | | ■ |

Note: Impact-rated options not available for vented sidelites. Advanta lite frame only available with 14" vented sidelites.

AVAILABLE CONFIGURATIONS



Single Door with Vented Sidelites (Inswing Only)



Double Doors with Vented Sidelites (Inswing Only)


Decorative & Specialty Glass Designs

Blackstone®

Traditional English design meets

1 clear curved bevels, 2 rainglass and coming to create the distinctive styling of Blackstone. Entries get the best of both privacy and simple refinement.

PRIVACY RATING



Black Nickel



Brushed Nickel

Crystalline™

This time-honored design features geometric styling brought to life with 1 glue chip glass, 2 glue chip bevels, 3 clear bevels and coming. Offering modest privacy, Crystalline is a shining example of traditional decorative glass with lasting beauty.

PRIVACY RATING



Black Nickel



Brushed Nickel

Sedona

Art meets glass in Sedona where Arts and Crafts simplicity is designed with

1 slump glass, 2 clear bevels, 3 clear antique glass and coming.

PRIVACY RATING



Black Nickel



Brushed Nickel

Note: Glass privacy ratings may be more or less than indicated, based on glass design and size of glass. Glass designs may differ from depiction due to size and hand craftsmanship of glass. See your Thermo-Tru seller or visit thermatru.com for details on glass privacy ratings and designs.

Salinas®

1 Oceana glass and wrought iron come together to create a cheerful entry glass design that offers the ultimate in privacy with yesterday's charm.

PRIVACY RATING



Wrought Iron

Maple Park®

With hints of Mission style and the American Southwest, Maple Park provides a sophisticated appearance with 1 waterglass, 2 clear bevels, 3 granite glass and coming. The curved design adds unique appeal.

PRIVACY RATING



Black Nickel



Brushed Nickel

Saratoga™

Saratoga evokes a certain urban sophistication while offering modest privacy with its 1 clear bevels, 2 diamond glass, 3 reeded glass and coming. The geometric pattern bridges both modern and traditional designs.

PRIVACY RATING



Black Nickel



Brushed Nickel

Texas Star

Beautifully crafted with ① clear bevels, ② curved bevels, ③ clear waterglass, ④ granite glass, ⑤ glue chip glass, there's no mistaking the inspiration for this recognizable design. Strong, independent and all-American.

PRIVACY RATING



Black Nickel

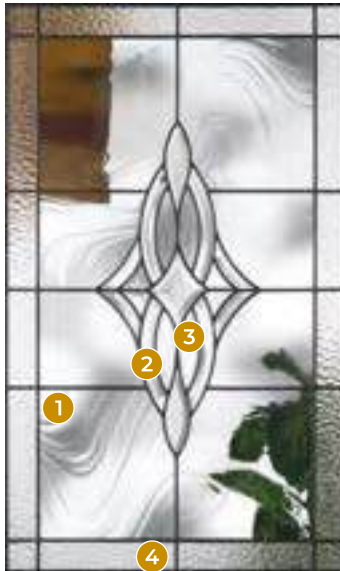


Brushed Nickel

Wellesley™

Simple yet charming, Wellesley's Victorian-inspired design uses ① clear baroque glass, ② clear curved bevels, ③ waterglass, ④ granite glass and coming to add beauty to any entry.

PRIVACY RATING



Black Nickel



Brushed Nickel




Brass

Riserva®

Riserva decorative glass features a combination of linear and curved wrought iron elements that create a simple yet graceful design. Riserva features ① oceana glass for privacy with a look that enhances a wide variety of home styles, including Mediterranean, Old World and Southwest.

PRIVACY RATING



Wrought Iron

¹Brass coming not available for Impact-rated products.


Note: Glass privacy ratings may be more or less than indicated, based on glass design and size of glass. Glass designs may differ from depiction due to size and hand craftsmanship of glass. See your Therma-Tru seller or visit thermatru.com for details on glass privacy ratings and designs.

Concorde™

There's just something friendly about Concorde's cheery four-leaf design.

1 Glue chip glass, 2 clear curved bevels, 3 clear glass and caming make up its Old World charm.

PRIVACY RATING



Black Nickel



Brushed Nickel




Brass

Kensington™

Kensington speaks European elegance while offering modest privacy with its

1 clear bevels, 2 glue chip glass, 3 granite glass and caming.

PRIVACY RATING



Black Nickel




Brushed Nickel

Pembridge™

Simplistic in its design, Pembridge features a field of 1 hammered glass framed by 2 gray baroque glass and 3 multifaceted bevels. A central diamond shape adds a decorative touch.

PRIVACY RATING



Black Nickel



Brushed Nickel



Brass¹

Note: The use of gray baroque glass varies based on glass size.

Axis®


Simple and smart, Axis combines

1 narrow reeded glass in horizontal and vertical arrangements to create contrast and modest privacy. A vertical band of 2 clear glass bevels completes this linear design, ideal for Modern home styles.

PRIVACY RATING



Black Nickel



Calix

Calix includes an on-trend "x" design and a delicate diamond pattern with 1 clear glass, providing fine-lined geometric appeal.

PRIVACY RATING



Black Nickel



Brushed Nickel



Brass


Latitude

Latitude showcases 1 seedy glass and simple curved details in a half-moon geometric design.

PRIVACY RATING



Black Nickel



Brushed Nickel



Brass

¹See your Therma-Tru seller for details on product availability.

Note: Glass privacy ratings may be more or less than indicated, based on glass design and size of glass. Glass designs may differ from depiction due to size and hand craftsmanship of glass. See your Therma-Tru seller or visit thermatru.com for details on glass privacy ratings and designs.

Echelon

Echelon provides **1** clear glass accented with eased angles and clean edges infused with elements of diamonds and triangles.

PRIVACY RATING



Internal Blinds

Internal blinds provide the privacy and convenience of a cordless blind enclosed between glass. A single-hand operator opens, closes and tilts the blinds to control the desired level of privacy and light.

- 1** Single-Hand Operator
- 2** Privacy Bar



Screen Vented

Screen vented lites offer a built-in screen for ventilation, featuring a gliding operation and sash locking system.



Privacy & Textured Glass



REEDED
Privacy Rating: 7



SATIN ETCH
Privacy Rating: 10



CHORD
Privacy Rating: 10



CHINCHILLA
Privacy Rating: 10



RAINGLASS
Privacy Rating: 8



GRANITE
Privacy Rating: 10

Also Available: **Low-E & Clear Glass**

Divided Lites

Additional grid patterns can be created through our simulated divided lite (SDL) lineal program. See your Therma-Tru seller for details.

SIMULATED DIVIDED LITES (SDLs) WITH GRILLES BETWEEN GLASS (GBGs)

Choose wood-grained or smooth-textured SDL bars layered over flat bronze GBG bars to achieve the most authentic divided lite look.

Look for the (   ) icons.

Shown with flat bronze GBGs (recommended).



SIMULATED DIVIDED LITES (SDLs)

Wood-grained or smooth SDL bars are adhered to the interior and exterior panes of tempered glass. Can be stained or painted any color to complement the door and home.

Look for the (  ) icons.



GRILLES BETWEEN GLASS (GBGs)


Contour or flat GBG bars are thermally sealed between two panes of tempered glass for the convenience of a smooth, easy-to-clean glass surface.

Look for the (  ) icons.



FIXED GRILLES

Fixed grilles are molded as part of the lite frame on the interior and exterior panes of tempered glass. Can be stained or painted to complement the home's décor.

Look for the () icon.



Note: See page 277 for important product details that may help with your purchase decision.

Right Page: Smooth-Star, Clear Glass with SDLs, Door - S82103, Sidelites - S8000SL




SDL BAR OPTIONS

Grained

Smooth




(28.6 mm / 1.125 in.)
Look for the () icon.

Grained


Smooth




(28.6 mm / 1.125 in.)
Look for the () icon.

Grained

Smooth




(88.9 mm / 3.5 in.)
Look for the () icon.

Smooth SDL bars are color-matched to PrismaGuard® Alpine.

GBG BAR OPTIONS

Flat

Contour



(20 mm / 0.787 in.)

(18 mm / 0.708 in.)

GBG Color Options



White

Almond¹

Bronze¹




Black

Tan²

Stone²

¹Almond and Bronze GBGs available in flat bars only.

²Available in Special Quote Program.

-  Simulated Divided Lites (SDL)
-  Simulated Divided Lites (SDLF1)
-  Simulated Divided Lites (SDLF2)


-  Flat or Contour White Grilles Between Glass (GBGF / GBGC)
-  Flat Almond Grilles Between Glass (GBGF)

-  Flat Bronze Grilles Between Glass (GBGF)
-  Flat or Contour Black Grilles Between Glass (GBGF / GBGC)

-  Fixed Grilles (FXG)

Clavos & Strap Hinges

Add a finishing touch of rustic flavor with decorative hardware.



Dentil Shelves

Complete the look with a dentil shelf for true Craftsman appeal.



Fiber-Classic. 4-Block Dentil Shelf¹



Smooth-Star. 4-Block Dentil Shelf¹



¹Not recommended for use behind storm doors or to be painted dark colors, if exposed to direct sunlight.

²EnLiten flush-glazed designs offer up to a 16% increase in visible glass area compared to conventional lite frames.

Note: See your Therma-Tru seller or visit thermatru.com for details on product sizes and options, limited warranties, exclusions and Riders.

Bottom: Fiber-Classic Mahogany Collection, Clear Glass with SDLs, Door – FCM4816, Clear Glass with Grille Sticks, Transom – 19200T, Finish – Acorn; Dentil Shelf

EnLiten™ Flush-Glazed Designs

EnLiten flush-glazed designs feature double- or triple-pane glass built directly into the door with a high-performance dual adhesive weather seal. This creates a seamless look with a simple profile around the glass and no lite frame or screw plugs. Expand your view by 16%² — choose flush-glazed glass for more natural light and a sleek, uninterrupted aesthetic.




Fiber-Classic & Smooth-Star

See the difference.

EnLiten flush-glazed designs provide a simple profile with no added embellishments around the glass.



Flush-Glazed Glass with Detailed Sticking
Look for the (🔥) symbol.



Flush-Glazed Glass with Square Sticking
Look for the (🔹) symbol.



Lip-Lite Frame

Warranty riders for peace of mind.

EnLiten™ Flush-Glazed Riders

For Construction & Installation

Provides protection in case of accidental glass breakage during residential and multi-family construction or installation. Therma-Tru will replace the flush-glazed fiberglass door or sidelite.

For Homeowners


Provides protection in case of glass-related failures due to manufacturer defect. Therma-Tru will furnish \$300 toward installation and replace the flush-glazed fiberglass door or sidelite.








TRANSOMS

For transoms, see page 201.



PRIVACY & TEXTURED GLASS WITH DIVIDED LITES

| | | | | | | | | | |
|-------------------------------------------------------------------------------------|-------------------------------------------------------------------------------------|-------------------------------------------------------------------------------------|-------------------------------------------------------------------------------------|-------------------------------------------------------------------------------------|--------------------------------------------------------------------------------------|--------------------------------------------------------------------------------------|---------------------------------------------------------------------------------------|---------------------------------------------------------------------------------------|---------------------------------------------------------------------------------------|
|  |  |  |  |  |  |  | | | |
| Oak | Oak | Oak | Oak | Oak | Oak | Oak | | | |
| FC1205_ ▲▲ 2'6" x 6'8" 2'8" x 6'8" 3'0" x 6'8" | FC1207_ ▲▲ 2'6" x 6'8" 2'8" x 6'8" 3'0" x 6'8" | 2010_ ▲▲ 2'6" x 6'8" 2'8" x 6'8" 3'0" x 6'8" | 2050_ ▲▲ 2'6" x 6'8" 2'8" x 6'8" 3'0" x 6'8" | 2050_SL ▲▲ 12" x 6'8" 14" x 6'8" | FC5700_ ▲▲ 2'6" x 6'8" 2'8" x 6'8" 3'0" x 6'8" | FC85700_ ▲▲ 2'6" x 8'0" 2'8" x 8'0" 2'10" x 8'0" 3'0" x 8'0" | | | |
|  |  |  |  |  |  |  |  |  |  |
| Oak | Oak | Oak | Oak | Oak | Oak | Oak | Oak | Oak | Oak |
| FC5710_ ▲▲ 2'6" x 6'8" 2'8" x 6'8" 3'0" x 6'8" | FC85710_ ▲▲ 2'6" x 8'0" 2'8" x 8'0" 2'10" x 8'0" 3'0" x 8'0" | FC5720_ ▲▲ 2'6" x 6'8" 2'8" x 6'8" 3'0" x 6'8" | FC85720_ ▲▲ 2'6" x 8'0" 2'8" x 8'0" 2'10" x 8'0" 3'0" x 8'0" | FC691_ ▲▲ 2'6" x 6'8" 2'8" x 6'8" 3'0" x 6'8" | FC8691_ ▲▲ 2'6" x 8'0" 2'8" x 8'0" 2'10" x 8'0" 3'0" x 8'0" | FC685L_ ▲▲ 2'6" x 6'8" 2'8" x 6'8" 3'0" x 6'8" | FC8685L_ ▲▲ 2'6" x 8'0" 2'8" x 8'0" 2'10" x 8'0" 3'0" x 8'0" | FC685R_ ▲▲ 2'6" x 6'8" 2'8" x 6'8" 3'0" x 6'8" | FC8685R_ ▲▲ 2'6" x 8'0" 2'8" x 8'0" 2'10" x 8'0" 3'0" x 8'0" |

Privacy & Textured Glass Options

Add the code to the blank in the style number for the desired door and glass combination. For details on glass options, see page 111.

XK = Reeded
XE = Satin Etch

XC = Chord
XJ = Chinchilla

XR = Rainglass
XN = Granite

*Not available with Reeded (XK) glass.





Note: See page 277 for important product details that may help with your purchase decision.

Top: Fiber-Classic Oak Collection, Clear Glass with SDLs, Door - FC5700, Sidelite - FC5700SL, Finish - Wildflower Honey

NEW

Triple-pane Low-E clear and privacy glass options to meet ENERGY STAR® requirements in all 50 states indicated in gold.

Fiber-Classic & Smooth-Star


| | | | | | | |
|-----------------------------------------------------------------------------------|-----------------------------------------------------------------------------------|-----------------------------------------------------------------------------------|-----------------------------------------------------------------------------------------|-----------------------------------------------------------------------------------------|-----------------------------------------------------------------------------------------|-----------------------------------------------------------------------------------------|
|  |  |  |  |  |  |  |
| Oak | Oak | Oak | Smooth | Smooth | Smooth | Smooth |
| FC5700_SL ▲ 12" x 6'8" 14" x 6'8" | FC5710_SL ▲ 12" x 6'8" 14" x 6'8" | FC5720_SL ▲ 12" x 6'8" 14" x 6'8" | S1205_ ▲ 2'6" x 6'8" ▲ 2'8" x 6'8" ▲ 2'10" x 6'8" ▲ 3'0" x 6'8" ▲ | S1207_ ▲ 2'6" x 6'8" ▲ 2'8" x 6'8" ▲ 2'10" x 6'8" ▲ 3'0" x 6'8" ▲ | S2010_ ▲ 2'6" x 6'8" ▲ 2'8" x 6'8" ▲ 2'10" x 6'8" ▲ 3'0" x 6'8" ▲ | S2050_ ▲ 2'6" x 6'8" ▲ 2'8" x 6'8" ▲ 2'10" x 6'8" ▲ 3'0" x 6'8" ▲ |

| | | | | |
|-----------------------------------------------------------------------------------------|------------------------------------------------------------------------------------|-----------------------------------------------------------------------------------------|----------------------------------------------------------------------------------------|-----------------------------------------------------------------------------------------|
|  |  |  |  |  |
| Smooth | Smooth | Smooth | Smooth | Smooth |
| S5705_ ▲ 2'6" x 6'8" ▲ 2'8" x 6'8" ▲ 2'10" x 6'8" ▲ 3'0" x 6'8" ▲ | S85705_ ▲ 2'6" x 8'0" 2'8" x 8'0" 2'10" x 8'0" 3'0" x 8'0" | S5715_ ▲ 2'6" x 6'8" ▲ 2'8" x 6'8" ▲ 2'10" x 6'8" ▲ 3'0" x 6'8" ▲ | S85715_ ▲ 2'6" x 8'0" 2'8" x 8'0" 2'10" x 8'0" 3'0" x 8'0" | S5725_ ▲ 2'6" x 6'8" ▲ 2'8" x 6'8" ▲ 2'10" x 6'8" ▲ 3'0" x 6'8" ▲ |
| S85725_ ▲ 2'6" x 8'0" 2'8" x 8'0" 2'10" x 8'0" 3'0" x 8'0" | S2010_SL ▲ 10" x 6'8" ▲ 12" x 6'8" ▲ (7'0") 14" x 6'8" ▲ (7'0") | S85226_SL ▲ 12" x 8'0" 14" x 8'0" | S2000_SL-2C* ▲ 10" x 6'8" ▲ 12" x 6'8" ▲ (7'0") 14" x 6'8" ▲ (7'0") | |

| | | | | |
|-----------------------------------------------------------------------------------------|-----------------------------------------------------------------------------------------|----------------------------------------------------------------------------------------|-----------------------------------------------------------------------------------------|---------------------------------------------------------------------------------------|
|  |  |  |  |  |
| Smooth | Smooth | Smooth | Smooth | Smooth |
| S2000_SL-4C* ▲ 10" x 6'8" ▲ 12" x 6'8" ▲ 14" x 6'8" ▲ | S5700_ ▲ 2'6" x 6'8" ▲ 2'8" x 6'8" ▲ 2'10" x 6'8" ▲ 3'0" x 6'8" ▲ | S85700_ ▲ 2'6" x 8'0" 2'8" x 8'0" 2'10" x 8'0" 3'0" x 8'0" | S5710_ ▲ 2'6" x 6'8" ▲ 2'8" x 6'8" ▲ 2'10" x 6'8" ▲ 3'0" x 6'8" ▲ | S85710_ ▲ 2'6" x 8'0" 2'8" x 8'0" 2'10" x 8'0" 3'0" x 8'0" |
| S5720_ ▲ 2'6" x 6'8" ▲ 2'8" x 6'8" ▲ 2'10" x 6'8" ▲ 3'0" x 6'8" ▲ | S85720_ ▲ 2'6" x 8'0" 2'8" x 8'0" 2'10" x 8'0" 3'0" x 8'0" | S691_ ▲ 2'6" x 6'8" ▲ 2'8" x 6'8" ▲ 2'10" x 6'8" ▲ 3'0" x 6'8" ▲ | S8691_ ▲ 2'6" x 8'0" 2'8" x 8'0" 2'10" x 8'0" 3'0" x 8'0" | |

PRIVACY & TEXTURED GLASS WITH DIVIDED LITES *Continues on next page.*

-  Flush-Glazed Glass with Detailed Sticking (FG)
-  Flush-Glazed Glass with Square Sticking (FG)
-  Low-E Glass (LE)
-  Simulated Divided Lites (SDL)
-  Simulated Divided Lites (SDLF1)
-  Simulated Divided Lites (SDLF2)
-  Vented Sidelite Options
-  WBDR Options
-  Elevated 10" Bottom Rail Options
-  6'6" Height Available

NEW Triple-pane Low-E clear and privacy glass options to meet ENERGY STAR[®] requirements in all 50 states indicated in gold .



Smooth

S3400L_   
 26" x 6'8"
 28" x 6'8"
 210" x 6'8"
 30" x 6'8"


S83400L_   
 26" x 8'0"
 28" x 8'0"
 210" x 8'0"
 30" x 8'0"



Smooth




S3400R_   
 26" x 6'8"
 28" x 6'8"
 210" x 6'8"
 30" x 6'8"

S83400R_   
 26" x 8'0"
 28" x 8'0"
 210" x 8'0"
 30" x 8'0"



Smooth




S3300_   
 26" x 6'8"
 28" x 6'8"
 210" x 6'8"
 30" x 6'8"

S83300_   
 26" x 8'0"
 28" x 8'0"
 210" x 8'0"
 30" x 8'0"



Smooth

S3500L_   
 26" x 6'8"
 28" x 6'8"
 210" x 6'8"
 30" x 6'8"

S83500L_   
 26" x 8'0"
 28" x 8'0"
 210" x 8'0"
 30" x 8'0"



Smooth

S3500R_   
 26" x 6'8"
 28" x 6'8"
 210" x 6'8"
 30" x 6'8"

S83500R_   
 26" x 8'0"
 28" x 8'0"
 210" x 8'0"
 30" x 8'0"



Smooth

S685L_   
 26" x 6'8"
 28" x 6'8"
 210" x 6'8"
 30" x 6'8"

S8685L_   
 26" x 8'0"
 28" x 8'0"
 210" x 8'0"
 30" x 8'0"






Smooth



S685R_   
 26" x 6'8"
 28" x 6'8"
 210" x 6'8"
 30" x 6'8"

S8685R_   
 26" x 8'0"
 28" x 8'0"
 210" x 8'0"
 30" x 8'0"



Smooth

S3600L_   
 26" x 6'8"
 28" x 6'8"
 210" x 6'8"
 30" x 6'8"

S83600L_   
 26" x 8'0"
 28" x 8'0"
 210" x 8'0"
 30" x 8'0"



Smooth



S3600R_   
 26" x 6'8"
 28" x 6'8"
 210" x 6'8"
 30" x 6'8"

S83600R_   
 26" x 8'0"
 28" x 8'0"
 210" x 8'0"
 30" x 8'0"



Smooth

S5700_SL   
 10" x 6'8"
 12" x 6'8" (70")
 14" x 6'8" (70")

S85227_SL  
 12" x 8'0"
 14" x 8'0"



Smooth

S5710_SL   
 10" x 6'8"
 12" x 6'8" (70")
 14" x 6'8" (70")

S85228_SL   
 12" x 8'0"
 14" x 8'0"



Smooth

S5720_SL   
 10" x 6'8"
 12" x 6'8" (70")
 14" x 6'8" (70")

S85229_SL   
 12" x 8'0"
 14" x 8'0"

Privacy & Textured Glass Options

Add the code to the blank in the style number for the desired door and glass combination. For details on glass options, see page 111.

XK = Reeded
 XE = Satin Etch

XC = Chord
 XJ = Chinchilla

XR = Rainglass
 XN = Granite

PRIVACY & TEXTURED GLASS



Oak

2000_
 26" x 6'8"
 28" x 6'8"
 30" x 6'8"

8000_
 26" x 8'0"
 28" x 8'0"
 210" x 8'0"
 30" x 8'0"



Oak

2000_SL
 12" x 6'8"
 14" x 6'8"



Smooth

S2000_
 26" x 6'8"
 28" x 6'8"
 210" x 6'8"
 30" x 6'8"

S8000_
 26" x 8'0"
 28" x 8'0"
 210" x 8'0"
 30" x 8'0"



Smooth

S2000_SL
 10" x 6'8"
 12" x 6'8" (70")
 14" x 6'8" (70")

S85225_SL
 12" x 8'0"
 14" x 8'0"

INTERNAL BLINDS



Smooth

S2600
 26" x 6'8"
 28" x 6'8"
 210" x 6'8"
 30" x 6'8"

S82600
 26" x 8'0"
 28" x 8'0"
 210" x 8'0"
 30" x 8'0"

CLEAR GLASS WITH DIVIDED LITES



Mahogany

FCM1205SL
 12" x 6'8" (70")
 14" x 6'8" (70")



Mahogany

FCM1206SL
 12" x 6'8" (70")
 14" x 6'8" (70")



Mahogany

FCM1204SL
 12" x 6'8" (70")
 14" x 6'8" (70")



Mahogany

FCM2009SL
 12" x 6'8" (70")
 14" x 6'8" (70")



Oak

FC1205
 26" x 6'8"
 28" x 6'8"
 30" x 6'8"



Oak

FC1206
 26" x 6'8"
 28" x 6'8"
 30" x 6'8"



Oak

FC1207
 26" x 6'8"
 28" x 6'8"
 30" x 6'8"



Oak

2010
 26" x 6'8"
 28" x 6'8"
 30" x 6'8"



Oak

FC1204
 26" x 6'8"
 28" x 6'8"
 30" x 6'8"



Oak

2050
 26" x 6'8"
 28" x 6'8"
 30" x 6'8"



Oak

8000-12
 26" x 8'0"
 28" x 8'0"
 210" x 8'0"
 30" x 8'0"



Oak

8000-18
 26" x 8'0"
 28" x 8'0"
 210" x 8'0"
 30" x 8'0"



Oak

FC1205SL
 12" x 6'8"
 14" x 6'8"



Oak

FC1206SL
 12" x 6'8"
 14" x 6'8"

CLEAR GLASS WITH DIVIDED LITES *Continues on next page.*


- Flush-Glazed Glass with Detailed Sticking (FG)
- Flush-Glazed Glass with Square Sticking (FG)
- Low-E Glass (LE)

- Simulated Divided Lites (SDL)
- Simulated Divided Lites (SDLF1)
- Simulated Divided Lites (SDLF2)







































































- Flat or Contour White Grilles Between Glass (GBGF / GBGC)
- Flat Almond Grilles Between Glass (GBGF)

- Flat Bronze Grilles Between Glass (GBGF)
- Vented Sidelite Options
- WBDR Options



















- Elevated 10" Bottom Rail Options
- 6'6" Height Available


















NEW Triple-pane Low-E clear and privacy glass options to meet ENERGY STAR[®] requirements in all 50 states indicated in gold .

Fiber-Classic & Smooth-Star





| | | | | | | | | |
|---------------------------------------------------------------------------------------------------------------------------------------------------|------------------------------------------------------------------------------------------------------------------------------------------------------------------------------------------------------------------------------------------------------------------------------------------------------------------------------------------------------------------------------------------------------------------------------------------------------------------------------------------------------------------|------------------------------------------------------------------------------------------------------------------------------------------------------------------------------------------------------------------------------------------------------------------------------------------------------------------------------------------------------------------------------------------------------------------------------------------------------------------------------------------------------------------|------------------------------------------------------------------------------------------------------------------------------------------------------------------------------------------------------------------------------------------------------------------------------------------------------------------------------------------------------------------------------------------------------------------------------------------------------------------------------------------------------------------|------------------------------------------------------------------------------------------------------------------------------------------------------------------------------------------------------------------------------------------------------------------------------------------------------------------------------------------------------------------------------------------------------------------------------------------------------------------------------------------------------------------|----------------------------------------------------------------------------------------------------------------------------------------------------------------------------------------------------------------------------------------------------------------------------------------------------------------------------------------------------------------------------------------------------------------------------------------------------------------------------------------------------------------------------|----------------------------------------------------------------------------------------------------------------------------------------------------------------------------------------------------------------------------------------------------------------------------------------------------------------------------------------------------------------------------------------------------------------------------------------------------------------------------------------------------------------------------|---------------------------------------------------------------------------------------------------------------------------------------------------|--------------------------------------------------------------------------------------------------------------------------------------------------------------------|
|  |  |  |  |  |  |  | | |
| Oak | Oak | Oak | Oak | Oak | Oak | Oak | | |
| FC1204SL  12" x 6'8" 14" x 6'8" | 2050SL  12" x 6'8" 14" x 6'8" | 2009  2'0" x 6'8" 2'6" x 6'8" 2'8" x 6'8" 3'0" x 6'8" | 8000-9  2'0" x 8'0" 2'6" x 8'0" 2'8" x 8'0" 3'0" x 8'0" | 2009SL  12" x 6'8" 14" x 6'8" | FC5700  2'6" x 6'8" 2'8" x 6'8" 3'0" x 6'8" | FC85700  2'6" x 8'0" 2'8" x 8'0" 2'10" x 8'0" 3'0" x 8'0" | FC5710  2'6" x 6'8" 2'8" x 6'8" 3'0" x 6'8" | FC85710  2'6" x 8'0" 2'8" x 8'0" 2'10" x 8'0" 3'0" x 8'0" |
|  |  |  |  |  |  |  | | |
| Oak | Oak | Oak | Oak | Oak | Oak | Oak | | |
| FC5720  2'6" x 6'8" 2'8" x 6'8" 3'0" x 6'8" | FC85720  2'6" x 8'0" 2'8" x 8'0" 2'10" x 8'0" 3'0" x 8'0" | FC691  2'6" x 6'8" 2'8" x 6'8" 3'0" x 6'8" | FC885L  2'6" x 6'8" 2'8" x 6'8" 3'0" x 6'8" | FC8685L  2'6" x 8'0" 2'8" x 8'0" 2'10" x 8'0" 3'0" x 8'0" | FC5700SL  2'6" x 6'8" 2'8" x 6'8" 3'0" x 6'8" | FC8685R  2'6" x 8'0" 2'8" x 8'0" 2'10" x 8'0" 3'0" x 8'0" | FC5710SL  12" x 6'8" 14" x 6'8" | FC5710SL  12" x 6'8" 14" x 6'8" |
|  |  |  |  |  |  |  | | |
| Oak | Smooth | Smooth | Smooth | Smooth | Smooth | Smooth | | |
| FC5720SL  12" x 6'8" 14" x 6'8" | S1205  2'6" x 6'8"  2'8" x 6'8"  2'10" x 6'8"  3'0" x 6'8"  | S1206  2'6" x 6'8"  2'8" x 6'8"  2'10" x 6'8"  3'0" x 6'8"  | S1207  2'6" x 6'8"  2'8" x 6'8"  2'10" x 6'8"  3'0" x 6'8"  | S2010  2'6" x 6'8"  2'8" x 6'8"  2'10" x 6'8"  3'0" x 6'8"  | S1204  2'6" x 6'8"  2'8" x 6'8"  2'10" x 6'8"  3'0" x 6'8"  | S2050  2'6" x 6'8"  2'8" x 6'8"  2'10" x 6'8"  3'0" x 6'8"  | | |

| | | | | | |
|--------------------------------------------------------------------------------------------------------------------------------------------------------------------------|-------------------------------------------------------------------------------------------------------------------------------------------------------------------|------------------------------------------------------------------------------------------------------------------------------------------------------------------------|-----------------------------------------------------------------------------------------------------------------------------------------------------------------|------------------------------------------------------------------------------------------------------------------------------------------------------------------------|------------------------------------------------------------------------------------------------------------------------------------------------------------------|
|  |  |  |  |  |  |
| Smooth | Smooth | Smooth | Smooth | Smooth | Smooth |
| S8000-12  2'6" x 8'0" 2'8" x 8'0" 2'10" x 8'0" 3'0" x 8'0" | S8000-18  2'6" x 8'0" 2'8" x 8'0" 2'10" x 8'0" 3'0" x 8'0" | S5705  2'6" x 6'8" ⚠ 2'8" x 6'8" ⚠ 2'10" x 6'8" ⚠ 3'0" x 6'8" ⚠ | S85705  2'6" x 8'0" 2'8" x 8'0" 2'10" x 8'0" 3'0" x 8'0" | S5715  2'6" x 6'8" ⚠ 2'8" x 6'8" ⚠ 2'10" x 6'8" ⚠ 3'0" x 6'8" ⚠ | S85715  2'6" x 8'0" 2'8" x 8'0" 2'10" x 8'0" 3'0" x 8'0" |
| S5725  2'6" x 6'8" ⚠ 2'8" x 6'8" ⚠ 2'10" x 6'8" ⚠ 3'0" x 6'8" ⚠ | S85725  2'6" x 8'0" 2'8" x 8'0" 2'10" x 8'0" 3'0" x 8'0" | S1205SL  10" x 6'8" ⚠ 12" x 6'8" ⚠ (70") 14" x 6'8" ⚠ (70") | | | |



| | | | | | | | | |
|-------------------------------------------------------------------------------------------------------------------------------------------------------------------|-------------------------------------------------------------------------------------------------------------------------------------------------------------------|-------------------------------------------------------------------------------------------------------------------------------------------------------------------|------------------------------------------------------------------------------------------------------------------------------------|----------------------------------------------------------------------------------------------------------------------------------------------------------------------|----------------------------------------------------------------------------------------------------------------------------------------------------------------------|--------------------------------------------------------------------------------------------------------------------------------------------------------------------------------------------|-------------------------------------------------------------------------------------------------------------------------------------------------------------------------------------|---------------------------------------------------------------------------------------------------------------------------------------------------------------------|
|  |  |  |  |  |  |  |  |  |
| Smooth | Smooth | Smooth | Smooth | Smooth | Smooth | Smooth | Smooth | Smooth |
| S1206SL  10" x 6'8" ⚠ 12" x 6'8" ⚠ (70") 14" x 6'8" ⚠ (70") | S1204SL  10" x 6'8" ⚠ 12" x 6'8" ⚠ (70") 14" x 6'8" ⚠ (70") | S2010SL  10" x 6'8" ⚠ 12" x 6'8" ⚠ (70") 14" x 6'8" ⚠ (70") | S85226SL  12" x 8'0" 14" x 8'0" | S2000SL-2C  10" x 6'8" ⚠ 12" x 6'8" ⚠ (70") 14" x 6'8" ⚠ (70") | S2000SL-4C  10" x 6'8" ⚠ 12" x 6'8" ⚠ (70") 14" x 6'8" ⚠ (70") | S2009  2'0" x 6'8" ⚠ 2'6" x 6'8" ⚠ 2'8" x 6'8" ⚠ 2'10" x 6'8" ⚠ 3'0" x 6'8" ⚠ | S8000-9  2'0" x 8'0" 2'6" x 8'0" 2'8" x 8'0" 2'10" x 8'0" 3'0" x 8'0" | S2009SL  10" x 6'8" ⚠ 12" x 6'8" ⚠ (70") 14" x 6'8" ⚠ (70") |

| | | | | | | | | | |
|--------------------------------------------------------------------------------------------------------------------------------------------------------------------------|-------------------------------------------------------------------------------------------------------------------------------------------------------------------|--------------------------------------------------------------------------------------------------------------------------------------------------------------------------|-------------------------------------------------------------------------------------------------------------------------------------------------------------------|--------------------------------------------------------------------------------------------------------------------------------------------------------------------------|-------------------------------------------------------------------------------------------------------------------------------------------------------------------|--------------------------------------------------------------------------------------------------------------------------------------------------------------------------|--------------------------------------------------------------------------------------------------------------------------------------------------------------------|---------------------------------------------------------------------------------------------------------------------------------------------------------------------|----------------------------------------------------------------------------------------------------------------------------------------------------------------------|
|  |  |  |  |  |  |  |  |  |  |
| Smooth | Smooth | Smooth | Smooth | Smooth | Smooth | Smooth | Smooth | Smooth | Smooth |
| S5700  2'6" x 6'8" ⚠ 2'8" x 6'8" ⚠ 2'10" x 6'8" ⚠ 3'0" x 6'8" ⚠ | S85700  2'6" x 8'0" 2'8" x 8'0" 2'10" x 8'0" 3'0" x 8'0" | S5710  2'6" x 6'8" ⚠ 2'8" x 6'8" ⚠ 2'10" x 6'8" ⚠ 3'0" x 6'8" ⚠ | S85710  2'6" x 8'0" 2'8" x 8'0" 2'10" x 8'0" 3'0" x 8'0" | S5720  2'6" x 6'8" ⚠ 2'8" x 6'8" ⚠ 2'10" x 6'8" ⚠ 3'0" x 6'8" ⚠ | S85720  2'6" x 8'0" 2'8" x 8'0" 2'10" x 8'0" 3'0" x 8'0" | S691  2'6" x 6'8" ⚠ 2'8" x 6'8" ⚠ 2'10" x 6'8" ⚠ 3'0" x 6'8" ⚠ | S8691  2'6" x 8'0" 2'8" x 8'0" 2'10" x 8'0" 3'0" x 8'0" | S3400L  2'6" x 6'8" 2'8" x 6'8" 2'10" x 6'8" 3'0" x 6'8" | S83400L  2'6" x 8'0" 2'8" x 8'0" 2'10" x 8'0" 3'0" x 8'0" |

CLEAR GLASS WITH DIVIDED LITES *Continues on next page.*

-  Flush-Glazed Glass with Detailed Sticking (FG)
-  Low-E Glass (LE)
-  Simulated Divided Lites (SDL)
-  Simulated Divided Lites (SDLF1)

-  Simulated Divided Lites (SDLF2)
-  Flat or Contour White Grilles Between Glass (GBGF / GBGC)
-  Flat Almond Grilles Between Glass (GBGF)

-  Flat Bronze Grilles Between Glass (GBGF)
-  Flat or Contour Black Grilles Between Glass (GBGF / GBGC)
-  Vented Sidelite Options

-  WBDR Options
-  Elevated 10" Bottom Rail Options
-  6'6" Height Available

CLEAR GLASS WITH DIVIDED LITES *Continued*

Fiber-Classic & Smooth-Star



Smooth
S3400R
 ▲ ★ 🔥 E 6
 26" x 68" ▲
 28" x 68" ▲
 210" x 68" ▲
 30" x 68" ▲



Smooth
S83400R
 ▲ ★ 🔥 E 6
 26" x 80" ▲
 28" x 80" ▲
 210" x 80" ▲
 30" x 80" ▲




Smooth
S3300
 ▲ ★ 🔥 E 6
 26" x 68" ▲
 28" x 68" ▲
 210" x 68" ▲
 30" x 68" ▲



Smooth
S83300
 ▲ ★ 🔥 E 6
 26" x 80" ▲
 28" x 80" ▲
 210" x 80" ▲
 30" x 80" ▲



Smooth
S3500L
 ▲ ★ 🔥 E 6
 26" x 68" ▲
 28" x 68" ▲
 210" x 68" ▲
 30" x 68" ▲




Smooth
S83500L
 ▲ ★ 🔥 E 6
 26" x 80" ▲
 28" x 80" ▲
 210" x 80" ▲
 30" x 80" ▲



Smooth
S3500R
 ▲ ★ 🔥 E 6
 26" x 68" ▲
 28" x 68" ▲
 210" x 68" ▲
 30" x 68" ▲



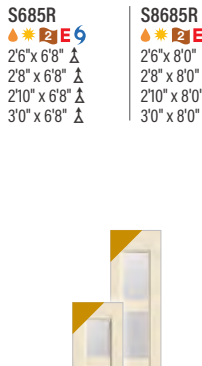
Smooth
S83500R
 ▲ ★ 🔥 E 6
 26" x 80" ▲
 28" x 80" ▲
 210" x 80" ▲
 30" x 80" ▲



Smooth
S685L
 ▲ ★ 🔥 E 6
 26" x 68" ▲
 28" x 68" ▲
 210" x 68" ▲
 30" x 68" ▲




Smooth
S8685L
 ▲ ★ 🔥 E 6
 26" x 80" ▲
 28" x 80" ▲
 210" x 80" ▲
 30" x 80" ▲




Smooth
S685R
 ▲ ★ 🔥 E 6
 26" x 68" ▲
 28" x 68" ▲
 210" x 68" ▲
 30" x 68" ▲



Smooth
S8685R
 ▲ ★ 🔥 E 6
 26" x 80" ▲
 28" x 80" ▲
 210" x 80" ▲
 30" x 80" ▲




Smooth
S3600L
 ▲ ★ 🔥 E 6
 26" x 68" ▲
 28" x 68" ▲
 210" x 68" ▲
 30" x 68" ▲




Smooth
S83600L
 ▲ ★ 🔥 E 6
 26" x 80" ▲
 28" x 80" ▲
 210" x 80" ▲
 30" x 80" ▲



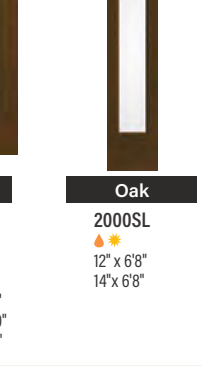
Smooth
S3600R
 ▲ ★ 🔥 E 6
 26" x 68" ▲
 28" x 68" ▲
 210" x 68" ▲
 30" x 68" ▲




Smooth
S83600R
 ▲ ★ 🔥 E 6
 26" x 80" ▲
 28" x 80" ▲
 210" x 80" ▲
 30" x 80" ▲



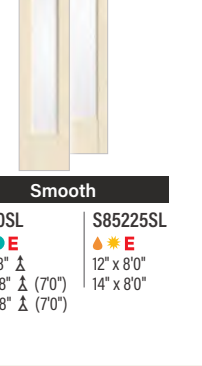
Smooth
S5700SL
 ▲ ★ 🔥 E 6
 10" x 68" ▲
 12" x 68" ▲ (70")
 14" x 68" ▲ (70")



Smooth
S85227SL
 ▲ ★ 🔥 E 6
 12" x 80" ▲
 14" x 80" ▲



Smooth
S5710SL
 ▲ ★ 🔥 E 6
 10" x 68" ▲
 12" x 68" ▲ (70")
 14" x 68" ▲ (70")



Smooth
S85228SL
 ▲ ★ 🔥 E 6
 12" x 80" ▲
 14" x 80" ▲

CLEAR GLASS



Smooth
S5720SL
 ▲ ★ 🔥 E 6
 10" x 68" ▲
 12" x 68" ▲ (70")
 14" x 68" ▲ (70")



Oak
2000
 ▲ ★ 🔥
 20" x 68" ▲
 26" x 68" ▲
 28" x 68" ▲
 30" x 68" ▲



Oak
8000
 ▲ ★ 🔥
 20" x 80" ▲
 26" x 80" ▲
 28" x 80" ▲
 30" x 80" ▲



Smooth
2000SL
 ▲ ★ 🔥
 12" x 68" ▲
 14" x 68" ▲



Smooth
S2000
 ▲ ★ 🔥 E 6
 20" x 68" ▲
 26" x 68" ▲
 28" x 68" ▲
 210" x 68" ▲
 30" x 68" ▲

Privacy & Textured Glass Options

Add the code to the blank in the style number for the desired door and glass combination. For details on glass options, see page 111.

XK = Reeded
XE = Satin Etch

XC = Chord
XJ = Chinchilla

XR = Rainglass
XN = Granite


Note: See page 277 for important product details that may help with your purchase decision.

Right Page, Top: Smooth-Star, Chinchilla Glass with SDLs, Door - S2104XJ, Finish - Granite



TRANSOMS

For transoms, see page 201.



PRIVACY & TEXTURED GLASS WITH DIVIDED LITES

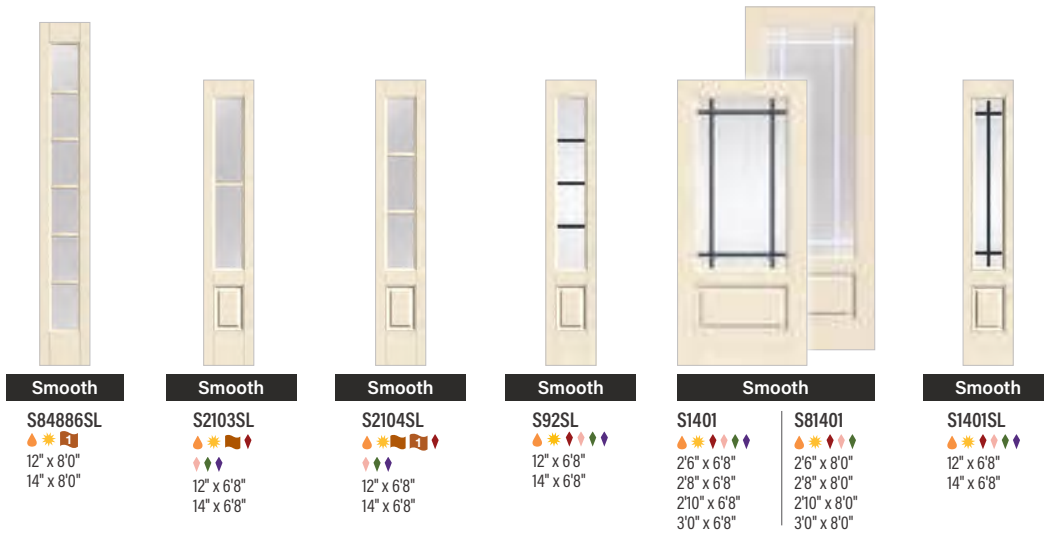
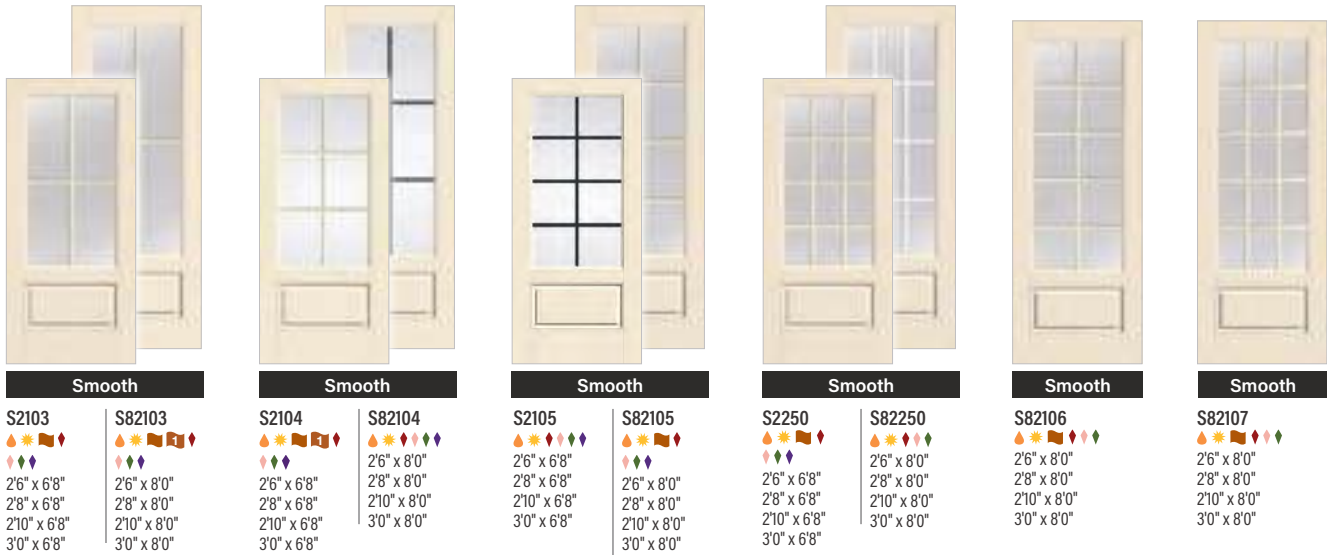
| | | | | | | | |
|-------------------------------------------------------------------------------------|----------------------------------------------------------------------------------------|---------------------------------------------------------------------------------------|--------------------------------------------------------------------------------------|--------------------------------------------------------------------------------------|---------------------------------------------------------------------------------------|--------------------------------------------------------------------------------------|-------------------------------------------------------|
| | | | | | | | |
| Smooth | Smooth | Smooth | Smooth | Smooth | Smooth | Smooth | Smooth |
| S2103_ ▲ ■ ■ 2'6" x 6'8" 2'8" x 6'8" 2'10" x 6'8" 3'0" x 6'8" | S82103_ ▲ ■ ■ ■ 2'6" x 8'0" 2'8" x 8'0" 2'10" x 8'0" 3'0" x 8'0" | S2104_ ▲ ■ ■ ■ 2'6" x 6'8" 2'8" x 6'8" 2'10" x 6'8" 3'0" x 6'8" | S82105_ ▲ ■ ■ 2'6" x 8'0" 2'8" x 8'0" 2'10" x 8'0" 3'0" x 8'0" | S82106_ ▲ ■ ■ 2'6" x 8'0" 2'8" x 8'0" 2'10" x 8'0" 3'0" x 8'0" | S2250_ ▲ ■ ■ ■ 2'6" x 6'8" 2'8" x 6'8" 2'10" x 6'8" 3'0" x 6'8" | S82107_ ▲ ■ ■ 2'6" x 8'0" 2'8" x 8'0" 2'10" x 8'0" 3'0" x 8'0" | S84886_SL ▲ ■ ■ 12" x 8'0" 14" x 8'0" |

PRIVACY & TEXTURED GLASS

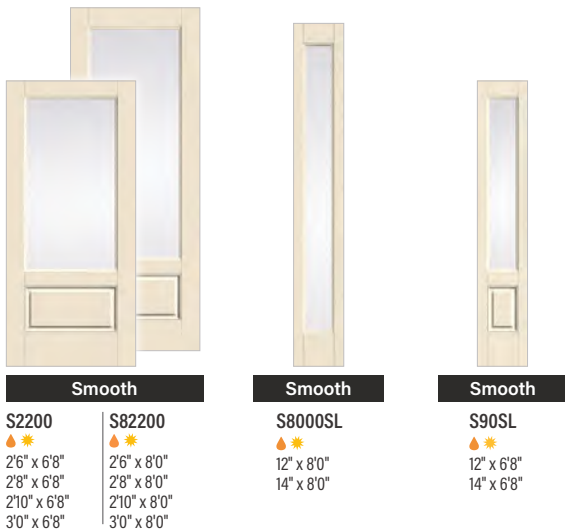
| | | | | | | |
|----------------------------------------------------|------------------------------------------------------|------------------------------------------------------|-------------------------------------------------------------------------------------|--------------------------------------------------------------------------------------|----------------------------------------------------|----------------------------------------------------|
| | | | | | | |
| Smooth | Smooth | Smooth | Smooth | Smooth | Smooth | Smooth |
| S2103_SL ▲ ■ 12" x 6'8" 14" x 6'8" | S2104_SL ▲ ■ ■ 12" x 6'8" 14" x 6'8" | S2250_SL ▲ ■ ■ 12" x 6'8" 14" x 6'8" | S2200_ ▲ ■ ■ 2'6" x 6'8" 2'8" x 6'8" 2'10" x 6'8" 3'0" x 6'8" | S82200_ ▲ ■ ■ 2'6" x 8'0" 2'8" x 8'0" 2'10" x 8'0" 3'0" x 8'0" | S8000_SL ▲ ■ 12" x 8'0" 14" x 8'0" | S2200_SL ▲ ■ 12" x 6'8" 14" x 6'8" |

- ▲ Flush-Glazed Glass with Detailed Sticking (FG)
- ▲ Low-E Glass (LE)
- Simulated Divided Lites (SDL)
- Simulated Divided Lites (SDLF1)
- Simulated Divided Lites (SDLF2)
- Vented Sidelite Options
- WBDR Options
- E Elevated 10" Bottom Rail Options
- ▲ 6'6" Height Available

CLEAR GLASS WITH DIVIDED LITES 



CLEAR GLASS 



Privacy & Textured Glass Options

Add the code to the blank in the style number for the desired door and glass combination. For details on glass options, see page 111.

XE = Satin Etch **XJ = Chinchilla** **XN = Granite**
XC = Chord **XR = Rainglass**


Note: See page 277 for important product details that may help with your purchase decision.

Right Page: Impressions Storm & Entry Door System - IM100, Finish - Brown; Smooth-Star, Clear Glass with SDLs, Door - S2150, Finish - Elk



TRANSOMS

For transoms, see page 201.



PRIVACY & TEXTURED GLASS WITH DIVIDED LITES



Smooth

S4200_
 28" x 6'8" (70")
 210" x 6'8" (70")
 30" x 6'8" (70")



Smooth

S84200_
 28" x 8'0"
 210" x 8'0"
 30" x 8'0"



Smooth

S9200_
 28" x 6'8" (70")
 210" x 6'8" (70")
 30" x 6'8" (70")



Smooth

S4200_SL
 12" x 6'8" (70")
 14" x 6'8" (70")



Smooth

S84200_SL
 12" x 8'0"
 14" x 8'0"

PRIVACY & TEXTURED GLASS



Smooth

S3200_
 28" x 6'8" (70")
 210" x 6'8" (70")
 30" x 6'8" (70")



Smooth

S83200_SL
 12" x 6'8" (70")
 14" x 6'8" (70")

CLEAR GLASS WITH DIVIDED LITES



Smooth

S1350
 26" x 6'8"
 28" x 6'8"
 30" x 6'8"



Smooth

S2150
 26" x 6'8"
 28" x 6'8"
 30" x 6'8"



Smooth

S1409
 26" x 6'8"
 28" x 6'8"
 30" x 6'8"

CLEAR GLASS WITH DIVIDED LITES *Continues on next page.*

- Flush-Glazed Glass with Detailed Sticking (FG)
- Flush-Glazed Glass with Square Sticking (FG)
- Low-E Glass (LE)

- Simulated Divided Lites (SDL)
- Simulated Divided Lites (SDLFI)
- Flat or Contour White Grilles Between Glass (GBGF / GBGC)

- Flat Almond Grilles Between Glass (GBGF)
- Flat Bronze Grilles Between Glass (GBGF)




- Flat or Contour Black Grilles Between Glass (GBGF / GBGC)
- Elevated 10" Bottom Rail Options

CLEAR GLASS WITH DIVIDED LITES *Continued* 




Smooth

S4200

  
 2'8" x 6'8" (7'0")
 2'10" x 6'8" (7'0")
 3'0" x 6'8" (7'0")




S84200

  
 2'8" x 8'0"
 2'10" x 8'0"
 3'0" x 8'0"



Smooth

S6200

  
 2'8" x 6'8" (7'0")
 2'10" x 6'8" (7'0")
 3'0" x 6'8" (7'0")




S86200

  
 2'8" x 8'0"
 2'10" x 8'0"
 3'0" x 8'0"



Smooth

S9200

  
 2'8" x 6'8" (7'0")
 2'10" x 6'8" (7'0")
 3'0" x 6'8" (7'0")




S89200

  
 2'8" x 8'0"
 2'10" x 8'0"
 3'0" x 8'0"



Smooth

S4200SL

  
 12" x 6'8" (7'0")
 14" x 6'8" (7'0")




S84200SL

  
 12" x 8'0"
 14" x 8'0"



Smooth

S6200SL

  
 12" x 6'8" (7'0")
 14" x 6'8" (7'0")

S86200SL

  
 12" x 8'0"
 14" x 8'0"

CLEAR GLASS 



Smooth




S2100

 
 2'6" x 6'8"
 2'8" x 6'8"
 3'0" x 6'8"



Smooth

S3200

  
 2'8" x 6'8" (7'0")
 2'10" x 6'8" (7'0")
 3'0" x 6'8" (7'0")




S83200

  
 2'8" x 8'0"
 2'10" x 8'0"
 3'0" x 8'0"



Smooth

S3200SL

  
 12" x 6'8" (7'0")
 14" x 6'8" (7'0")

S83200SL

  
 12" x 8'0"
 14" x 8'0"



Privacy & Textured Glass Options

Add the code to the blank in the style number for the desired door and glass combination. For details on glass options, see page 111.

XK = Reeded
XE = Satin Etch

XC = Chord
XJ = Chinchilla

XR = Rainglass
XN = Granite

*Not available with Reeded (XK) glass.

**Not recommended for use behind storm doors or to be painted dark colors, if exposed to direct sunlight.

Note: See page 277 for important product details that may help with your purchase decision.

Bottom: Smooth-Star, Low-E Glass with SDLs, Door - S4200, Sidelite - S3200SL, Finish - Canyon

Right Page: Fiber-Classic Mahogany Collection, Saratoga Glass, Door - FCM6240, Sidelites - FCM6201SL, Transom - 19750T, Finish - Sweet Date



TRANSOMS

For transoms, see page 201.

OPTIONAL DENTIL SHELVES**



4-Block Dentil Shelf

Available for all Craftsman-lite Fiber-Classic Mahogany Collection doors.



4-Block Dentil Shelf

Available for all Craftsman-lite Smooth-Star doors.

SARATOGA™

| Mahogany | | Mahogany | | Mahogany | | Smooth | | Smooth | | Smooth | |
|--------------------|-------------|-------------------|------------|-------------------|------------|--------------------|-------------|-------------------|------------|-------------------|------------|
| FCM6240 | FCM86240 | FCM6201SL | FCM86201SL | FCM6240SL | FCM86240SL | S6240 | S86240 | S6201SL | S86201SL | S6240SL | S86240SL |
| ▲ E | ▲ | ▲ | ▲ | ▲ | ▲ | ▲ E | ▲ | ▲ | ▲ | ▲ | ▲ |
| 28" x 6'8" (7'0") | 28" x 8'0" | 12" x 6'8" (7'0") | 12" x 8'0" | 12" x 6'8" (7'0") | 12" x 8'0" | 28" x 6'8" (7'0") | 28" x 8'0" | 10" x 6'8" | 12" x 8'0" | 12" x 6'8" (7'0") | 12" x 8'0" |
| 210" x 6'8" (7'0") | 210" x 8'0" | 14" x 6'8" (7'0") | 14" x 8'0" | 14" x 6'8" (7'0") | 14" x 8'0" | 210" x 6'8" (7'0") | 210" x 8'0" | 12" x 6'8" (7'0") | 14" x 8'0" | 14" x 6'8" (7'0") | 14" x 8'0" |
| 3'0" x 6'8" (7'0") | 3'0" x 8'0" | | | | | 3'0" x 6'8" (7'0") | 3'0" x 8'0" | 14" x 6'8" (7'0") | | | |

PRIVACY & TEXTURED GLASS WITH DIVIDED LITES

| Mahogany | | Mahogany | | Mahogany | | Mahogany | | Mahogany | |
|--------------------|-------------|--------------------|-------------|--------------------|-------------|--------------------|-------------|-------------------|-------------|
| FCM4812_* | FCM84812_* | FCM4813_* | FCM84813_* | FCM4814_* | FCM84814_* | FCM4816_* | FCM84816_* | FCM2050_SL | FCM84886_SL |
| ▲ E | ▲ | ▲ E | ▲ | ▲ E | ▲ | ▲ E | ▲ | ▲ | ▲ |
| 28" x 6'8" (7'0") | 28" x 8'0" | 28" x 6'8" (7'0") | 28" x 8'0" | 28" x 6'8" (7'0") | 28" x 8'0" | 28" x 6'8" (7'0") | 28" x 8'0" | 12" x 6'8" (7'0") | 12" x 8'0" |
| 210" x 6'8" (7'0") | 210" x 8'0" | 210" x 6'8" (7'0") | 210" x 8'0" | 210" x 6'8" (7'0") | 210" x 8'0" | 210" x 6'8" (7'0") | 210" x 8'0" | 14" x 6'8" (7'0") | 14" x 8'0" |
| 3'0" x 6'8" (7'0") | 3'0" x 8'0" | 3'0" x 6'8" (7'0") | 3'0" x 8'0" | 3'0" x 6'8" (7'0") | 3'0" x 8'0" | 3'0" x 6'8" (7'0") | 3'0" x 8'0" | | |

PRIVACY & TEXTURED GLASS WITH DIVIDED LITES *Continues on next page.*

- ▲ Flush-Glazed Glass with Detailed Sticking (FG)
- ▲ Flush-Glazed Glass with Square Sticking (FG)
- ▲ Low-E Glass (LE)

- ◆ Black Nickel Caming (1D)
- Brushed Nickel Caming (1C)
- Simulated Divided Lites (SDL)
- Simulated Divided Lites (SDLF)


- ◆ Flat or Contour White Grilles Between Glass (GBGF / GBGC)
- ◆ Flat Almond Grilles Between Glass (GBGF)
- ◆ Flat Bronze Grilles Between Glass (GBGF)

- ◆ Flat or Contour Black Grilles Between Glass (GBGF / GBGC)
- Vented Sidelite Options
- E Elevated 10" Bottom Rail Options

PRIVACY & TEXTURED GLASS WITH DIVIDED LITES *Continued* 







Mahogany

FCM4812_SL* FCM84812_SL*
 
 12" x 6'8" (70") 12" x 8'0"
 14" x 6'8" (70") 14" x 8'0"







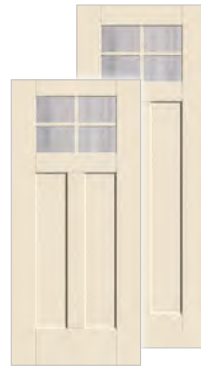
Smooth

S4812_* S84812_*
   
 2'8" x 6'8" (70") 2'8" x 8'0"
 2'10" x 6'8" (70") 2'10" x 8'0"
 3'0" x 6'8" (70") 3'0" x 8'0"







Smooth

S4813_* S84813_*
   
 2'8" x 6'8" (70") 2'8" x 8'0"
 2'10" x 6'8" (70") 2'10" x 8'0"
 3'0" x 6'8" (70") 3'0" x 8'0"







Smooth

S4814_* S84814_*
   
 2'8" x 6'8" (70") 2'8" x 8'0"
 2'10" x 6'8" (70") 2'10" x 8'0"
 3'0" x 6'8" (70") 3'0" x 8'0"










Smooth

S4816_* S84816_*
   
 2'8" x 6'8" (70") 2'8" x 8'0"
 2'10" x 6'8" (70") 2'10" x 8'0"
 3'0" x 6'8" (70") 3'0" x 8'0"

PRIVACY & TEXTURED GLASS 







Smooth

S2010_SL S84886_SL
   
 10" x 6'8"  12" x 8'0"
 12" x 6'8"  (70") 14" x 8'0"
 14" x 6'8"  (70")







Smooth

S4812_SL* S84812_SL*
   
 12" x 6'8" (70") 12" x 8'0"
 14" x 6'8" (70") 14" x 8'0"







Mahogany

FCM4810_* FCM84810_*
   
 2'8" x 6'8" (70") 2'8" x 8'0"
 2'10" x 6'8" (70") 2'10" x 8'0"
 3'0" x 6'8" (70") 3'0" x 8'0"







Mahogany

FCM2000_SL FCM8000_SL
   
 12" x 6'8" (70") 12" x 8'0"
 14" x 6'8" (70") 14" x 8'0"





Mahogany

FCM4810_SL* FCM84810_SL*
   
 12" x 6'8" (70") 12" x 8'0"
 14" x 6'8" (70") 14" x 8'0"










Smooth

S4810_* S84810_*
 
 2'8" x 6'8" (70") 2'8" x 8'0"
 2'10" x 6'8" (70") 2'10" x 8'0"
 3'0" x 6'8" (70") 3'0" x 8'0"





Smooth

S2000_SL S8000_SL
   
 10" x 6'8"  12" x 8'0"
 12" x 6'8"  (70") 14" x 8'0"
 14" x 6'8"  (70")







Smooth

S4810_SL* S84810_SL*
 
 12" x 6'8" (70") 12" x 8'0"
 14" x 6'8" (70") 14" x 8'0"







Mahogany

FCM4812 FCM84812
   
 2'8" x 6'8" (70") 2'8" x 8'0"
 2'10" x 6'8" (70") 2'10" x 8'0"
 3'0" x 6'8" (70") 3'0" x 8'0"



Mahogany

FCM4813 FCM84813
   
 2'8" x 6'8" (70") 2'8" x 8'0"
 2'10" x 6'8" (70") 2'10" x 8'0"
 3'0" x 6'8" (70") 3'0" x 8'0"

CLEAR GLASS WITH DIVIDED LITES 

Privacy & Textured Glass Options

Add the code to the blank in the style number for the desired door and glass combination. For details on glass options, see page 111.

XK = Reeded

XE = Satin Etch

XC = Chord

XJ = Chinchilla

XR = Rainglass

XN = Granite

*Not available with Reeded (XK) glass.

Note: See page 277 for important product details that may help with your purchase decision.



Mahogany

FCM4814
 ▲ ★ R E
 2'8" x 6'8" (70")
 2'10" x 6'8" (70")
 3'0" x 6'8" (70")

FCM84814
 ▲ ★ R
 2'8" x 8'0"
 2'10" x 8'0"
 3'0" x 8'0"



Mahogany

FCM4816
 ▲ ★ R E
 2'8" x 6'8" (70")
 2'10" x 6'8" (70")
 3'0" x 6'8" (70")

FCM84816
 ▲ ★ R
 2'8" x 8'0"
 2'10" x 8'0"
 3'0" x 8'0"



Mahogany

FCM2050SL
 ▲ ★ R E
 12" x 6'8" (70")
 14" x 6'8" (70")

FCM84886SL
 ▲ ★ R E
 12" x 8'0"
 14" x 8'0"



Mahogany

FCM4812SL
 ▲ ★ R E
 12" x 6'8" (70")
 14" x 6'8" (70")

FCM84812SL
 ▲ ★ R
 12" x 8'0"
 14" x 8'0"



Smooth

S4812
 ▲ ★ R E
 2'8" x 6'8" (70")
 2'10" x 6'8" (70")
 3'0" x 6'8" (70")

S84812
 ▲ ★ R
 2'8" x 8'0"
 2'10" x 8'0"
 3'0" x 8'0"



Smooth

S4813
 ▲ ★ R E
 2'8" x 6'8" (70")
 2'10" x 6'8" (70")
 3'0" x 6'8" (70")

S84813
 ▲ ★ R
 2'8" x 8'0"
 2'10" x 8'0"
 3'0" x 8'0"



Smooth

S4814
 ▲ ★ R E
 2'8" x 6'8" (70")
 2'10" x 6'8" (70")
 3'0" x 6'8" (70")

S84814
 ▲ ★ R
 2'8" x 8'0"
 2'10" x 8'0"
 3'0" x 8'0"



Smooth

S4816
 ▲ ★ R E
 2'8" x 6'8" (70")
 2'10" x 6'8" (70")
 3'0" x 6'8" (70")

S84816
 ▲ ★ R
 2'8" x 8'0"
 2'10" x 8'0"
 3'0" x 8'0"



Smooth

S2010SL
 ▲ ★ R E
 10" x 6'8" ▲ (70")
 12" x 6'8" ▲ (70")
 14" x 6'8" ▲ (70")

S84886SL
 ▲ ★ R
 12" x 8'0"
 14" x 8'0"



Smooth

S4812SL
 ▲ ★ R
 12" x 6'8" (70")
 14" x 6'8" (70")

S84812SL
 ▲ ★ R
 12" x 8'0"
 14" x 8'0"

CLEAR GLASS



Mahogany

FCM4810
 ▲ ★ E
 2'8" x 6'8" (70")
 2'10" x 6'8" (70")
 3'0" x 6'8" (70")

FCM84810
 ▲ ★
 2'8" x 8'0"
 2'10" x 8'0"
 3'0" x 8'0"



Mahogany

FCM2000SL
 ▲ ★
 12" x 6'8" (70")
 14" x 6'8" (70")

FCM8000SL
 ▲ ★
 12" x 8'0"
 14" x 8'0"



Mahogany

FCM4810SL
 ▲ ★
 12" x 6'8" (70")
 14" x 6'8" (70")

FCM84810SL
 ▲ ★
 12" x 8'0"
 14" x 8'0"



Smooth

S4810
 ▲ ★ E
 2'8" x 6'8" (70")
 2'10" x 6'8" (70")
 3'0" x 6'8" (70")

S84810
 ▲ ★
 2'8" x 8'0"
 2'10" x 8'0"
 3'0" x 8'0"



Smooth

S2000SL
 ▲ ★
 10" x 6'8" ▲ (70")
 12" x 6'8" ▲ (70")
 14" x 6'8" ▲ (70")

S8000SL
 ▲ ★
 12" x 8'0"
 14" x 8'0"



Smooth

S4810SL
 ▲ ★
 12" x 6'8" (70")
 14" x 6'8" (70")

S84810SL
 ▲ ★
 12" x 8'0"
 14" x 8'0"


- ▲ Flush-Glazed Glass with Detailed Sticking (FG)
- ▲ Flush-Glazed Glass with Square Sticking (FG)
- ★ Low-E Glass (LE)
- Simulated Divided Lites (SDLFI)

- ◆ Flat or Contour White Grilles Between Glass (GBGF / GBGC)
- ◆ Flat Almond Grilles Between Glass (GBGF)
- ◆ Flat Bronze Grilles Between Glass (GBGF)

- ◆ Flat or Contour Black Grilles Between Glass (GBGF / GBGC)
- Vented Sidelite Options
- E Elevated 10" Bottom Rail Options
- ▲ 6'6" Height Available

Lite Frames

Therma-Tru® doors and sidelites are available with select lite frame options to complement the door's overall aesthetic.

 For Impact-rated lite frame, see page 27.







Advanta® Lite Frame¹

With a patented design, Advanta lite frames deliver a clean look with no unsightly screw plugs to detract from the entry's overall aesthetic.

Look for the ( ) symbols.

Standard Lite Frame

With a variety of sizes and shapes to choose from, our standard lite frame features a weather-resistant material and plugs designed to cover the screws.

| | ADVANTA LITE FRAME | STANDARD LITE FRAME |
|---------------------------------------------------|-------------------------------------------------------------------------------------|---------------------------------------------------------------------------------------|
| Flat Option |  |  |
| Scrolled Option |  |  |
| Plugless Design | ■ | |
| Buff Option | ■ | ■ |
| White Option (Alpine Color-Matched) | ■ | ■ |
| Durable Weather-Resistant Material | ■ | ■ |
| Decorative & Privacy Glass¹ | ■ | |
| Clear & Specialty Glass¹ | ■ | ■ |

¹See your Therma-Tru seller for details on product availability.

*Not available with Advanta lite frame.

Note: See page 277 for important product details that may help with your purchase decision.


Full Lites

Note: Product images show exterior side of door.



TRANSOMS

For transoms, see page 201.



Fiber-Classic & Smooth-Star

BLACKSTONE. ◆ ❖

| | | | | | | | | | | | |
|------------------------------------------------------|-----------------------------------------------------|--------------------------------------------------------------------------------------------|-------------------------------------------------------------------|-------------------------------------------------------------------------------------|--------------------------------------------------------------------|---------------------------------------------------------------------------------------------------------|-------------------------------------------------------------------------------------|-----------------------------------------------------|---------------------------------------------------------------------------------------------------|-----------------------------------------------------------------------|------------------------------------------|
| | | | | | | | | | | | |
| Mahogany | | Mahogany | | Mahogany | | Mahogany | | Oak | | Oak | |
| FCM108 6 28" x 68" 210" x 68" 30" x 68" | FCM871 6 28" x 80" 210" x 80" 30" x 80" | FCM310 6E 26" x 68" (70")* 28" x 68" (70") 210" x 68" (70") 30" x 68" (70") | FCM816 6E 26" x 80" 28" x 80" 210" x 80" 30" x 80" | FCM871SL 6 12" x 80" 14" x 80" | FCM808SL 6E 10" x 68"* 12" x 68" (70") 14" x 68" (70") | FCM81918SL 6E 12" x 80" 14" x 80" | FC108 6E 26" x 68"* 28" x 68" (70") 210" x 68" (70") 30" x 68" (70") | 81918P 6 28" x 80" 210" x 80" 30" x 80" | FC310 6E 26" x 68" Δ (70")* 28" x 68" Δ (70") 210" x 68" Δ (70") 30" x 68" Δ (70") | FC816 6E 26" x 80"* 28" x 80" 210" x 80" 30" x 80" | |
| | | | | | | | | | | | |
| Oak | | Oak | | Smooth | | Smooth | | Smooth | | Smooth | |
| FC108SL 6 10" x 68"* 12" x 68" 14" x 68" | 81918PSL 6 12" x 80" 14" x 80" | FC808SL 6E 12" x 68" Δ (70") 14" x 68" Δ (70") | 81918SL 6E 12" x 80" 14" x 80" | S6002 6E 26" x 68"* 28" x 68" (70") 210" x 68" (70") 30" x 68" (70") | S85892 6E 26" x 80"* 28" x 80" 210" x 80" 30" x 80" | S310 6E 26" x 68" Δ* 28" x 68" Δ (70") 210" x 68" Δ (70") 30" x 68" Δ (70") 36" x 68" | S816 6E 26" x 80"* 28" x 80" 210" x 80" 30" x 80" 36" x 80" | S6002SL 6E 12" x 68" 14" x 68" | S85892SL 6E 12" x 80" 14" x 80" | S4570SL 6E 10" x 68"* 12" x 68" Δ (70") 14" x 68" Δ (70") | S85927SL 6E 12" x 80" 14" x 80" |

- No Stile Lines
- ◆ Black Nickel Caming (1D)
- ❖ Brushed Nickel Caming (1C)





- Scrolled & Flat Advanta Lite Frame
Not available for 24" and 26" doors or 10" sidelites.







- Vented Sidelite Options
- WBDR Options
- WBDR / HVHZ Options

- E Elevated 10" Bottom Rail Options
- Δ 6'6" Height Available

CRYSTALLINE™ ◆ ◆

Fiber-Classic & Smooth-Star

| | | | | | | | | | | |
|-----------------------------------------------------------------------------------|-----------------------------------------------------------------------------------|-----------------------------------------------------------------------------------|-----------------------------------------------------------------------------------|-------------------------------------------------------------------------------------|-------------------------------------------------------------------------------------|---------------------------------------------|-----------------------------------------------------------------------|-------------------------------------------------------|------------------------------------------------------------------------------|------------------------------------------------------|
|  |  |  |  |  |  | | | | | |
| Mahogany | | Mahogany | Mahogany | Oak | Oak | | | | | |
| FCM16 28" x 68" 210" x 68" 30" x 68" | FCM8114 28" x 80" 210" x 80" 30" x 80" | FCM668 28" x 68" (70") 210" x 68" (70") 30" x 68" (70") | FCM814 28" x 80" 210" x 80" 30" x 80" | FCM8114SL 12" x 80" 14" x 80" | FCM18101SL 10" x 68" 12" x 68" (70") 14" x 68" (70") | FCM81800SL 12" x 80" 14" x 80" | FC16 28" x 68" (70") 210" x 68" (70") 30" x 68" (70") | 81800P 28" x 80" 210" x 80" 30" x 80" | FC668 28" x 68" Δ (70") 210" x 68" Δ (70") 30" x 68" Δ (70") | FC814 28" x 80" 210" x 80" 30" x 80" |

| | | | | | | | | | | | |
|------------------------------------------------------------------------------------|------------------------------------------------------------------------------------|------------------------------------------------------------------------------------|-------------------------------------------------------------------------------------|--------------------------------------------------------------------------------------|--------------------------------------------------------------------------------------|------------------------------------------------------------------------------------------|------------------------------------------------------------------|-----------------------------------------|-----------------------------------------|-----------------------------------------------------------------------|-------------------------------------------|
|  |  |  |  |  |  | | | | | | |
| Oak | Oak | Smooth | Smooth | Smooth | Smooth | | | | | | |
| FC46SL 10" x 68" 12" x 68" 14" x 68" | 81800PSL 12" x 80" 14" x 80" | 18101SL 12" x 68" Δ (70") 14" x 68" Δ (70") | 81800SL 12" x 80" 14" x 80" | S916 28" x 68" (70") 210" x 68" (70") 30" x 68" (70") | S814 28" x 80" 210" x 80" 30" x 80" | S668 28" x 68" Δ (70") 210" x 68" Δ (70") 30" x 68" Δ (70") 36" x 68" | S815 28" x 80" 210" x 80" 30" x 80" 36" x 80" | S916SL 12" x 68" 14" x 68" | S814SL 12" x 80" 14" x 80" | S6130SL 10" x 68" 12" x 68" Δ (70") 14" x 68" Δ (70") | S84586SL 12" x 80" 14" x 80" |

SEDONA ◆ ◆

| | | | | | | | | | | |
|-------------------------------------------------------------------------------------|-------------------------------------------------------------------------------------|---------------------------------------------------------------------------------------------|-------------------------------------------------------------------------------------|---------------------------------------------------------------------------------------|---------------------------------------------------------------------------------------|---------------------------------------------|-------------------------------------------------------------------------------------|-------------------------------------------------------|----------------------------------------------------------------------------------------------------|------------------------------------------------------|
|  |  |  |  |  |  | | | | | |
| Mahogany | | Mahogany | Mahogany | Oak | Oak | | | | | |
| FCM100 28" x 68" 210" x 68" 30" x 68" | FCM872 28" x 80" 210" x 80" 30" x 80" | FCM241 26" x 68" (70")* 28" x 68" (70") 210" x 68" (70") 30" x 68" (70") | FCM822 28" x 80" 210" x 80" 30" x 80" | FCM872SL 12" x 80" 14" x 80" | FCM816SL 10" x 68" 12" x 68" (70") 14" x 68" (70") | FCM81968SL 12" x 80" 14" x 80" | FC100 26" x 68" 28" x 68" (70") 210" x 68" (70") 30" x 68" (70") | 81968P 28" x 80" 210" x 80" 30" x 80" | FC241 26" x 68" Δ (70")* 28" x 68" Δ (70") 210" x 68" Δ (70") 30" x 68" Δ (70") | FC822 28" x 80" 210" x 80" 30" x 80" |

*Not available with Advanta lite frame.

Note: See page 277 for important product details that may help with your purchase decision.









| | | | | | | | |
|-----------------------------------------------------------------------------------|-----------------------------------------------------------------------------------|-----------------------------------------------------------------------------------|-----------------------------------------------------------------------------------|------------------------------------------------------------------------------------------------|-----------------------------------------------------------------------------------------------------------------------|-------------------------------------------|----------------------------------------------------------------------------|
|  |  |  |  |  |  | | |
| Oak | Oak | Smooth | Smooth | Smooth | Smooth | | |
| FC100SL 10" x 6'8" 12" x 6'8" 14" x 6'8" | 81968PSL 12" x 8'0" 14" x 8'0" | FC816SL 12" x 6'8" Δ (7'0") 14" x 6'8" Δ (7'0") | 81968SL 12" x 8'0" 14" x 8'0" | S139 2'6" x 6'8"* 2'8" x 6'8" (7'0") 2'10" x 6'8" (7'0") 3'0" x 6'8" (7'0") | S241 2'6" x 6'8" Δ* 2'8" x 6'8" Δ (7'0") 2'10" x 6'8" Δ (7'0") 3'0" x 6'8" Δ (7'0") 3'6" x 6'8" | S139SL 12" x 6'8" 14" x 6'8" | S604SL 10" x 6'8"* 12" x 6'8" Δ (7'0") 14" x 6'8" Δ (7'0") |

SALINAS. X

| | | | | | | | | | | | |
|-------------------------------------------------------------------------------------|-------------------------------------------------------------------------------------|---------------------------------------------------------------------------------------------------------|--------------------------------------------------------------------------------------|-------------------------------------------------------------------------------------------------|---------------------------------------------------------------------------------------|-----------------------------------------------------------------------------------------------------------------------|-------------------------------------------------------------------------------------------------|-------------------------------------------------------------|----------------------------------------------------------------------------------------------------------------|-----------------------------------------------------------------------------|---------------------------------------------|
|  |  |  |  |  |  | | | | | | |
| Mahogany | Mahogany | Mahogany | Mahogany | Oak | Oak | | | | | | |
| FCM113 2'8" x 6'8" 2'10" x 6'8" 3'0" x 6'8" | FCM873 2'8" x 8'0" 2'10" x 8'0" 3'0" x 8'0" | FCM369 2'6" x 6'8" (7'0")* 2'8" x 6'8" (7'0") 2'10" x 6'8" (7'0") 3'0" x 6'8" (7'0") | FCM817 2'6" x 8'0"* 2'8" x 8'0" 2'10" x 8'0" 3'0" x 8'0" | FCM814SL 10" x 6'8"* 12" x 6'8" (7'0") 14" x 6'8" (7'0") | FCM81919SL 12" x 8'0" 14" x 8'0" | FCM873SL 12" x 8'0" 14" x 8'0" | FC113 2'6" x 6'8"* 2'8" x 6'8" (7'0") 2'10" x 6'8" (7'0") 3'0" x 6'8" (7'0") | 81919P 2'8" x 8'0" 2'10" x 8'0" 3'0" x 8'0" | FC369 2'6" x 6'8" Δ (7'0")* 2'8" x 6'8" Δ (7'0") 2'10" x 6'8" Δ (7'0") 3'0" x 6'8" Δ (7'0") | FC817 2'6" x 8'0"* 2'8" x 8'0" 2'10" x 8'0" 3'0" x 8'0" | |
|  |  |  |  |  |  | | | | | | |
| Oak | Oak | Smooth | Smooth | Smooth | Smooth | | | | | | |
| FC113SL 10" x 6'8"* 12" x 6'8" 14" x 6'8" | 81919PSL 12" x 8'0" 14" x 8'0" | FC814SL 12" x 6'8" Δ (7'0") 14" x 6'8" Δ (7'0") | 81919SL 12" x 8'0" 14" x 8'0" | S6008 2'6" x 6'8"* 2'8" x 6'8" (7'0") 2'10" x 6'8" (7'0") 3'0" x 6'8" (7'0") | S85893 2'6" x 8'0"* 2'8" x 8'0" 2'10" x 8'0" 3'0" x 8'0" | S369 2'6" x 6'8" Δ* 2'8" x 6'8" Δ (7'0") 2'10" x 6'8" Δ (7'0") 3'0" x 6'8" Δ (7'0") 3'6" x 6'8" | S817 2'6" x 8'0"* 2'8" x 8'0" 2'10" x 8'0" 3'0" x 8'0" 3'6" x 8'0" | S6008SL 12" x 6'8" 14" x 6'8" | S85893SL 12" x 8'0" 14" x 8'0" | S6134SL 10" x 6'8"* 12" x 6'8" Δ (7'0") 14" x 6'8" Δ (7'0") | S85931SL 12" x 8'0" 14" x 8'0" |








- No Stile Lines
- ◆ Black Nickel Caming (1D)
- Brushed Nickel Caming (1C)
- ✕ Wrought Iron (IW)
- ▢ Scrolled & Flat Advanta Lite Frame
Not available for 2'4" and 2'6" doors or 10" sidelites.
- Vented Sidelite Options
- ⚡ WBDR Options
- ⚡ WBDR / HVHZ Options
- E Elevated 10" Bottom Rail Options
- Δ 6'6" Height Available








MAPLE PARK. ◆ ◆

| | | | | | | | |
|-----------------------------------------------------------------------------------|-----------------------------------------------------------------------------------|-----------------------------------------------------------------------------------|-----------------------------------------------------------------------------------|-----------------------------------------------------------------------------------|-------------------------------------------------------------------------------------|-------------------------------------------------------------------------------------|-------------------------------------------------------------------------------------|
|  |  |  |  |  |  |  |  |
| Mahogany | Mahogany | Mahogany | Oak | Oak | Oak | Oak | Smooth |
| FCM900 28" x 6'8" 210" x 6'8" 30" x 6'8" | FCM1006 28" x 6'8" (70") 210" x 6'8" (70") 30" x 6'8" (70") | FCM812SL 10" x 6'8"* 12" x 6'8" (70") 14" x 6'8" (70") | FC900 28" x 6'8" (70") 210" x 6'8" (70") 30" x 6'8" (70") | FC1006 28" x 6'8" Δ (70") 210" x 6'8" Δ (70") 30" x 6'8" Δ (70") | FC900SL 10" x 6'8"* 12" x 6'8" 14" x 6'8" | FC812SL 12" x 6'8" Δ (70") 14" x 6'8" Δ (70") | S6100 28" x 6'8" (70") 210" x 6'8" (70") 30" x 6'8" (70") |

Fiber-Classic & Smooth-Star

SARATOGA.™ ◆ ◆

| | | | | | | | |
|-----------------------------------------------------------------------------------------------|------------------------------------------------------------------------------------|------------------------------------------------------------------------------------|------------------------------------------------------------------------------------|--------------------------------------------------------------------------------------------------|--------------------------------------------------------------------------------------|--------------------------------------------------------------------------------------|---------------------------------------------|
|  |  |  |  |  |  |  | |
| Smooth | Smooth | Smooth | Mahogany | Mahogany | Mahogany | Mahogany | |
| S1006 28" x 6'8" Δ (70") 210" x 6'8" Δ (70") 30" x 6'8" Δ (70") 36" x 6'8" | S6100SL 12" x 6'8" 14" x 6'8" | S6131SL 10" x 6'8"* 12" x 6'8" Δ (70") 14" x 6'8" Δ (70") | FCM905 28" x 6'8" 210" x 6'8" 30" x 6'8" | FCM6093 26" x 6'8" (70")* 28" x 6'8" (70") 210" x 6'8" (70") 30" x 6'8" (70") | FCM815SL 10" x 6'8"* 12" x 6'8" (70") 14" x 6'8" (70") | FCM81986SL 12" x 8'0" 14" x 8'0" | FCM893SL 12" x 8'0" 14" x 8'0" |

| | | | | | | | |
|------------------------------------------------------------------------------------------|---------------------------------------------------------------------------------------------------------|-------------------------------------------------------------------------------------|-------------------------------------------------------------------------------------|--------------------------------------------------------------------------------------|---------------------------------------------------------------------------------------|-----------------------------------------------------------------------------------------|----------------------------------------------------------------------------------------------------------------|
|  |  |  |  |  |  |  | |
| Oak | Oak | Oak | Oak | Smooth | Smooth | Smooth | |
| FC905 26" x 6'8"* 28" x 6'8" (70") 210" x 6'8" (70") 30" x 6'8" (70") | FC6093 26" x 6'8" Δ (70")* 28" x 6'8" Δ (70") 210" x 6'8" Δ (70") 30" x 6'8" Δ (70") | FC905SL 10" x 6'8"* 12" x 6'8" 14" x 6'8" | 81986PSL 12" x 8'0" 14" x 8'0" | FC815SL 12" x 6'8" Δ (70") 14" x 6'8" Δ (70") | 81986SL 12" x 8'0" 14" x 8'0" | S154 26" x 6'8"* 28" x 6'8" (70") 210" x 6'8" (70") 30" x 6'8" (70") | S6093 26" x 6'8" Δ* 28" x 6'8" Δ (70") 210" x 6'8" Δ (70") 30" x 6'8" Δ (70") 36" x 6'8" |
| S154SL 12" x 6'8" 14" x 6'8" | S8602SL 12" x 8'0" 14" x 8'0" | | | | | | |

*Not available with Advanta lite frame.
Note: See page 277 for important product details that may help with your purchase decision.

TEXAS STAR ◆◆



Smooth

S602SL

10" x 6'8"*
 12" x 6'8" ▲ (70")
 14" x 6'8" ▲ (70")

S85932SL

12" x 8'0"
 14" x 8'0"



Mahogany

FCM142

2'8" x 6'8"
 2'10" x 6'8"
 3'0" x 6'8"



Mahogany

FCM1029

2'8" x 6'8" (70")
 2'10" x 6'8" (70")
 3'0" x 6'8" (70")



Mahogany

FCM817SL

10" x 6'8"*
 12" x 6'8" (70")
 14" x 6'8" (70")



Oak

FC142

2'8" x 6'8" (70")
 2'10" x 6'8" (70")
 3'0" x 6'8" (70")



Oak

FC1029

2'8" x 6'8" ▲ (70")
 2'10" x 6'8" ▲ (70")
 3'0" x 6'8" ▲ (70")



Oak

FC142SL

10" x 6'8"*
 12" x 6'8"
 14" x 6'8"



Oak

FC817SL

12" x 6'8" ▲ (70")
 14" x 6'8" ▲ (70")



Smooth

S6070

2'8" x 6'8" (70")
 2'10" x 6'8" (70")
 3'0" x 6'8" (70")



Smooth

S1029

2'8" x 6'8" ▲ (70")
 2'10" x 6'8" ▲ (70")
 3'0" x 6'8" ▲ (70")
 3'6" x 6'8"



Smooth

S6070SL

12" x 6'8"
 14" x 6'8"



Smooth

S6135SL

10" x 6'8"*
 12" x 6'8" ▲ (70")
 14" x 6'8" ▲ (70")




Mahogany

FCM104

2'8" x 6'8"
 2'10" x 6'8"
 3'0" x 6'8"

FCM874

2'8" x 8'0"
 2'10" x 8'0"
 3'0" x 8'0"



Mahogany

FCM6094

2'6" x 6'8" (70")*
 2'8" x 6'8" (70")
 2'10" x 6'8" (70")
 3'0" x 6'8" (70")

FCM821

2'6" x 8'0"*
 2'8" x 8'0"
 2'10" x 8'0"
 3'0" x 8'0"



Mahogany

FCM818SL

10" x 6'8"*
 12" x 6'8" (70")
 14" x 6'8" (70")

FCM81921SL

12" x 8'0"
 14" x 8'0"



Mahogany

FCM874SL

12" x 8'0"
 14" x 8'0"



Oak

FC104

2'6" x 6'8"*
 2'8" x 6'8" (70")
 2'10" x 6'8" (70")
 3'0" x 6'8" (70")

81921P

2'8" x 8'0"
 2'10" x 8'0"
 3'0" x 8'0"



Oak

FC6094

2'6" x 6'8" ▲ (70")*
 2'8" x 6'8" ▲ (70")
 2'10" x 6'8" ▲ (70")
 3'0" x 6'8" ▲ (70")

FC821

2'6" x 8'0"*
 2'8" x 8'0"
 2'10" x 8'0"
 3'0" x 8'0"

WELLESLEY™ ◆◆◆
















WELLESLEY Continues on next page.

- No Stile Lines
- Black Nickel Caming (ID)
- Brushed Nickel Caming (IC)
- Brass Caming (IA)

- Scrolled & Flat Advanta Lite Frame
Not available for 2'4" and 2'6" doors or 10" sidelites.
- Vented Sidelite Options

- WBDR Options
- WBDR / HVHZ Options
- Elevated 10" Bottom Rail Options

▲ 6'6" Height Available

| | | | | |
|-----------------------------------------------------------------------------------------------------------------------------------------------|----------------------------------------------------------------------------------------------------------------------------------|------------------------------------------------------------------------------------------------------------------------------------------------------------------------------|-------------------------------------------------------------------------------------------------------------------------------------------------------------------------------------------------------|------------------------------------------------------------------------------------------------------------------------------------|
|  |  |  |  |  |
| Oak | Oak | Smooth | Smooth | Smooth |
| FC104SL  10" x 6'8" 12" x 6'8" 14" x 6'8" | 81921PSL  12" x 8'0" 14" x 8'0" | S155  26" x 6'8" 28" x 6'8" (70") 210" x 6'8" (70") 3'0" x 6'8" (70") | S6094  26" x 6'8" Δ* 28" x 6'8" Δ (70") 210" x 6'8" Δ (70") 3'0" x 6'8" Δ (70") 3'6" x 6'8" | S155SL  12" x 6'8" 14" x 6'8" |
| FC104SL  10" x 6'8" 12" x 6'8" 14" x 6'8" | 81921PSL  12" x 8'0" 14" x 8'0" | S85896  26" x 8'0" 28" x 8'0" 210" x 8'0" 3'0" x 8'0" | S821  26" x 8'0" 28" x 8'0" 210" x 8'0" 3'0" x 8'0" 3'6" x 8'0" | S85896SL  12" x 8'0" 14" x 8'0" |

RISERVA 

| | | | | |
|-----------------------------------------------------------------------------------------------------------------------------------------------------------------|--------------------------------------------------------------------------------------------------------------------------------------------------|-----------------------------------------------------------------------------------------------------------------------------------------------------------------------------------------|--------------------------------------------------------------------------------------------------------------------------------------------------------------|---------------------------------------------------------------------------------------------------------------------------------------|
|  |  |  |  |  |
| Smooth | Mahogany | Mahogany | Mahogany | Mahogany |
| S5870SL  10" x 6'8" 12" x 6'8" Δ (70") 14" x 6'8" Δ (70") | FCM574  28" x 6'8" 210" x 6'8" 3'0" x 6'8" | FCM571  26" x 6'8" (70")* 28" x 6'8" (70") 210" x 6'8" (70") 3'0" x 6'8" (70") | FCM572SL  10" x 6'8" 12" x 6'8" (70") 14" x 6'8" (70") | FCM8573SL  12" x 8'0" 14" x 8'0" |
| S5870SL  10" x 6'8" 12" x 6'8" 14" x 6'8" | S85934SL  12" x 8'0" 14" x 8'0" | FCM8571  26" x 8'0" 28" x 8'0" 210" x 8'0" 3'0" x 8'0" | FCM8572SL  12" x 8'0" 14" x 8'0" | |

| | | | | |
|---------------------------------------------------------------------------------------------------------------------------------------------------------------------------------|--------------------------------------------------------------------------------------------------------------------------------------------------|------------------------------------------------------------------------------------------------------------------------------------------------------------------------------------------------|--------------------------------------------------------------------------------------------------------------------------------------------------|----------------------------------------------------------------------------------------------------------------------------------------------------------------------------------|
|  |  |  |  |  |
| Oak | Oak | Oak | Oak | Smooth |
| FC574  26" x 6'8" 28" x 6'8" (70") 210" x 6'8" (70") 3'0" x 6'8" (70") | FC8574  28" x 8'0" 210" x 8'0" 3'0" x 8'0" | FC571  26" x 6'8" Δ (70")* 28" x 6'8" Δ (70") 210" x 6'8" Δ (70") 3'0" x 6'8" Δ (70") | FC8573SL  10" x 6'8" 12" x 6'8" 14" x 6'8" | S574  26" x 6'8" 28" x 6'8" (70") 210" x 6'8" (70") 3'0" x 6'8" (70") |
| FC574  26" x 6'8" 28" x 6'8" 210" x 6'8" 3'0" x 6'8" | FC8574  28" x 8'0" 210" x 8'0" 3'0" x 8'0" | FC8571  26" x 8'0" 28" x 8'0" 210" x 8'0" 3'0" x 8'0" | FC8573SL  12" x 8'0" 14" x 8'0" | S8574  26" x 8'0" 28" x 8'0" 210" x 8'0" 3'0" x 8'0" |

*Not available with Advanta lite frame.

Note: See page 277 for important product details that may help with your purchase decision.



Smooth

S571

- 26" x 6'8" Δ *
- 28" x 6'8" Δ (70")
- 210" x 6'8" Δ (70")
- 30" x 6'8" Δ (70")
- 36" x 6'8"

S8571

- 26" x 8'0"*
- 28" x 8'0"
- 210" x 8'0"
- 30" x 8'0"
- 36" x 8'0"



Smooth

S573SL

- 12" x 6'8"
- 14" x 6'8"

S8573SL

- 12" x 8'0"
- 14" x 8'0"



Smooth

S572SL

- 10" x 6'8"
- 12" x 6'8" Δ (70")
- 14" x 6'8" Δ (70")

S8572SL

- 12" x 8'0"
- 14" x 8'0"



Mahogany

FCM910

- 28" x 6'8"
- 210" x 6'8"
- 30" x 6'8"

FCM890

- 28" x 8'0"
- 210" x 8'0"
- 30" x 8'0"



Mahogany

FCM6095

- 26" x 6'8" (70")*
- 28" x 6'8" (70")
- 210" x 6'8" (70")
- 30" x 6'8" (70")

FCM820

- 26" x 8'0"*
- 28" x 8'0"
- 210" x 8'0"
- 30" x 8'0"



Mahogany

FCM809SL

- 10" x 6'8"
- 12" x 6'8" Δ (70")
- 14" x 6'8" Δ (70")

FCM81928SL

- 12" x 8'0"
- 14" x 8'0"



Mahogany

FCM890SL

- 12" x 8'0"
- 14" x 8'0"



Oak

FC910

- 26" x 6'8"*
- 28" x 6'8" (70")
- 210" x 6'8" (70")
- 30" x 6'8" (70")

81928P

- 28" x 8'0"
- 210" x 8'0"
- 30" x 8'0"



Oak

FC6095

- 26" x 6'8" Δ (70")*
- 28" x 6'8" Δ (70")
- 210" x 6'8" Δ (70")
- 30" x 6'8" Δ (70")

FC820

- 26" x 8'0"*
- 28" x 8'0"
- 210" x 8'0"
- 30" x 8'0"



Oak

FC910SL

- 10" x 6'8"
- 12" x 6'8"
- 14" x 6'8"

81928PSL

- 12" x 8'0"
- 14" x 8'0"



Oak

FC809SL

- 12" x 6'8" Δ (70")
- 14" x 6'8" Δ (70")

81928SL

- 12" x 8'0"
- 14" x 8'0"



Smooth

S6090

- 26" x 6'8"*
- 28" x 6'8" (70")
- 210" x 6'8" (70")
- 30" x 6'8" (70")

S85895

- 26" x 8'0"*
- 28" x 8'0"
- 210" x 8'0"
- 30" x 8'0"



Smooth

S6095

- 26" x 6'8" Δ *
- 28" x 6'8" Δ (70")
- 210" x 6'8" Δ (70")
- 30" x 6'8" Δ (70")
- 36" x 6'8"

S820

- 26" x 8'0"*
- 28" x 8'0"
- 210" x 8'0"
- 30" x 8'0"
- 36" x 8'0"



Smooth

S416SL

- 12" x 6'8"
- 14" x 6'8"

S85895SL

- 12" x 8'0"
- 14" x 8'0"



Smooth

S4070SL

- 10" x 6'8"
- 12" x 6'8" Δ (70")
- 14" x 6'8" Δ (70")

S85930SL

- 12" x 8'0"
- 14" x 8'0"

- No Stile Lines
- ◆ Black Nickel Caming (ID)
- Brushed Nickel Caming (IC)
- ◆ Brass Caming (IA)

- ✕ Wrought Iron (IW)
- Scrolled & Flat Advanta Lite Frame
Not available for 24" and 26" doors or 10" sidelites.

- Vented Sidelite Options
- 6 WBDR Options
- 6 WBDR / HVHZ Options

- E Elevated 10" Bottom Rail Options
- Δ 6'6" Height Available



Mahogany

FCM148
 28" x 6'8"
 210" x 6'8"
 30" x 6'8"



Mahogany

FCM626
 28" x 6'8" (70")
 210" x 6'8" (70")
 30" x 6'8" (70")



Mahogany

FCM813SL
 10" x 6'8"*
 12" x 6'8" (70")
 14" x 6'8" (70")



Oak

FC148
 28" x 6'8" (70")
 210" x 6'8" (70")
 30" x 6'8" (70")



Oak

FC626
 28" x 6'8" (70")
 210" x 6'8" (70")
 30" x 6'8" (70")



Oak

FC148SL
 10" x 6'8"*
 12" x 6'8"
 14" x 6'8"



Oak

FC813SL
 12" x 6'8" (70")
 14" x 6'8" (70")



Smooth

S160
 28" x 6'8" (70")
 210" x 6'8" (70")
 30" x 6'8" (70")

PEMBRIDGE™ ◆ ◆ ◆



Smooth

S626
 28" x 6'8" (70")
 210" x 6'8" (70")
 30" x 6'8" (70")
 36" x 6'8"



Smooth

S160SL
 12" x 6'8"
 14" x 6'8"



Smooth

S6132SL
 10" x 6'8"*
 12" x 6'8" (70")
 14" x 6'8" (70")



Mahogany

FCM6550
 28" x 6'8"
 210" x 6'8"
 30" x 6'8"




Mahogany

FCM86550
 28" x 8'0"
 210" x 8'0"
 30" x 8'0"



Mahogany

FCM86550SL
 12" x 8'0"
 14" x 8'0"



Mahogany

FCM6500SL
 10" x 6'8"*
 12" x 6'8" (70")
 14" x 6'8" (70")



Oak

FC6550
 28" x 6'8" (70")
 210" x 6'8" (70")
 30" x 6'8" (70")



Oak

FC86550
 28" x 8'0"
 210" x 8'0"
 30" x 8'0"



Oak

FC6550SL
 10" x 6'8"*
 12" x 6'8"
 14" x 6'8"




Oak

FC86500SL
 12" x 8'0"
 14" x 8'0"


*Not available with Advanta lite frame.

Note: See page 277 for important product details that may help with your purchase decision.




Smooth

S6550
 6E
 28" x 6'8" (70")
 210" x 6'8" (70")
 30" x 6'8" (70")




Smooth

S86550
 6E
 28" x 8'0"
 210" x 8'0"
 30" x 8'0"
 36" x 8'0"



Smooth

S6550SL
 6E
 12" x 6'8"
 14" x 6'8"



Smooth

S6500SL
 6E
 10" x 6'8"*
 12" x 6'8" Δ (70")
 14" x 6'8" Δ (70")



Mahogany

FCM1652
 6E
 28" x 6'8"
 210" x 6'8"
 30" x 6'8"

FCM81652
 6E
 28" x 8'0"
 210" x 8'0"
 30" x 8'0"



Mahogany

FCM1651
 6E
 24" x 6'8"*
 26" x 6'8" (70")*
 28" x 6'8" (70")
 210" x 6'8" (70")
 30" x 6'8" (70")



Mahogany

FCM1651SL
 6E
 10" x 6'8"*
 12" x 6'8" (70")
 14" x 6'8" (70")




Mahogany

FCM81652SL
 6E
 12" x 8'0"
 14" x 8'0"



Oak

FC1652
 6E
 26" x 6'8"*
 28" x 6'8" (70")
 210" x 6'8" (70")
 30" x 6'8" (70")



Oak

FC81652
 6E
 28" x 8'0"
 210" x 8'0"
 30" x 8'0"



Oak

FC1651
 6E
 24" x 6'8" Δ*
 26" x 6'8" Δ (70")*
 28" x 6'8" Δ (70")
 210" x 6'8" Δ (70")
 30" x 6'8" Δ (70")

FC81651
 6E
 26" x 8'0"*
 28" x 8'0"
 210" x 8'0"
 30" x 8'0"



Oak

FC1651SL
 6E
 12" x 6'8" Δ (70")
 14" x 6'8" Δ (70")



Smooth

S1652
 6E
 26" x 6'8"*
 28" x 6'8" (70")
 210" x 6'8" (70")
 30" x 6'8" (70")



Smooth

S81652
 6E
 26" x 8'0"*
 28" x 8'0"
 210" x 8'0"
 30" x 8'0"
 36" x 8'0"



Smooth

S1652SL
 6E
 12" x 6'8"
 14" x 6'8"



Smooth

S81652SL
 6E
 12" x 8'0"
 14" x 8'0"

- No Stile Lines
- ◆ Black Nickel Caming (ID)
- Brushed Nickel Caming (IC)
- ◆ Brass Caming (IA)

- ▢ Flat Lite Frame
- ▢ Scrolled & Flat Advanta Lite Frame
Not available for 24" and 26" doors or 10" sidelites.

- Vented Sidelite Options
- 6 WBDR Options
- 6 WBDR / HVHZ Options

- E Elevated 10" Bottom Rail Options
- Δ 6'6" Height Available




Mahogany

FCM2223

 28" x 68"
 210" x 68"
 30" x 68"

FCM82223

 28" x 80"
 210" x 80"
 30" x 80"



Mahogany

FCM2389

 28" x 68" (70")
 210" x 68" (70")
 30" x 68" (70")

FCM82389

 28" x 80"
 210" x 80"
 30" x 80"



Mahogany

FCM2389SL

 10" x 68"
 12" x 68" (70")
 14" x 68" (70")

FCM82389SL

 12" x 80"
 14" x 80"



Mahogany

FCM82223SL

 12" x 80"
 14" x 80"



Oak

FC2223

 28" x 68" (70")
 210" x 68" (70")
 30" x 68" (70")

FC82223

 28" x 80"
 210" x 80"
 30" x 80"



Oak

FC2389

 28" x 68" Δ (70")
 210" x 68" Δ (70")
 30" x 68" Δ (70")

FC82389

 28" x 80"
 210" x 80"
 30" x 80"



Oak

FC2223SL

 10" x 68"
 12" x 68" Δ (70")
 14" x 68"

FC82223SL

 12" x 80"
 14" x 80"



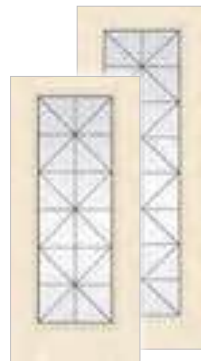
Oak

FC2389SL

 12" x 68" Δ (70")
 14" x 68" Δ (70")

FC82389SL

 12" x 80"
 14" x 80"




Smooth

S2223

 28" x 68" (70")
 210" x 68" (70")
 30" x 68" (70")

S82223

 28" x 80"
 210" x 80"
 30" x 80"



Smooth

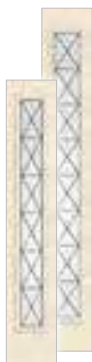
S2389

 28" x 68" Δ (70")
 210" x 68" Δ (70")
 30" x 68" Δ (70")
 36" x 68"

S82389

 28" x 80"
 210" x 80"
 30" x 80"
 36" x 80"

LATITUDE ◆ ◆ ◆ ◆




Smooth

S2223SL

 12" x 68"
 14" x 68"

S82223SL

 12" x 80"
 14" x 80"



Smooth

S2389SL

 10" x 68"
 12" x 68" Δ (70")
 14" x 68" Δ (70")

S82389SL

 12" x 80"
 14" x 80"



Mahogany

FCM2213

 28" x 68"
 210" x 68"
 30" x 68"

FCM82213

 28" x 80"
 210" x 80"
 30" x 80"



Mahogany

FCM2382

 28" x 68" (70")
 210" x 68" (70")
 30" x 68" (70")

FCM82382

 28" x 80"
 210" x 80"
 30" x 80"



Mahogany

FCM2382SL

 10" x 68"
 12" x 68" (70")
 14" x 68" (70")

FCM82382SL

 12" x 80"
 14" x 80"

*Not available with Advanta lite frame.

Note: See page 277 for important product details that may help with your purchase decision.




Mahogany
FCM82213SL
12" x 8'0"
14" x 8'0"



Oak
FC2213
28" x 6'8" (7'0")
21'0" x 6'8" (7'0")
3'0" x 6'8" (7'0")



Oak
FC82213
28" x 8'0"
21'0" x 8'0"
3'0" x 8'0"



Oak
FC2213SL
10" x 6'8"*
12" x 6'8"
14" x 6'8"



Oak
FC82213SL
12" x 8'0"
14" x 8'0"

Oak
FC2382SL
12" x 6'8" Δ (7'0")
14" x 6'8" Δ (7'0")


Oak
FC82382SL
12" x 8'0"
14" x 8'0"




Smooth
S2213
28" x 6'8" (7'0")
21'0" x 6'8" (7'0")
3'0" x 6'8" (7'0")



Smooth
S2382
28" x 6'8" Δ (7'0")
21'0" x 6'8" Δ (7'0")
3'0" x 6'8" Δ (7'0")
3'6" x 6'8"



Smooth
S2213SL
12" x 6'8"
14" x 6'8"




Smooth
S2382SL
10" x 6'8"*
12" x 6'8" Δ (7'0")
14" x 6'8" Δ (7'0")

ECHELON ◆ ◆ ◆



Mahogany
FCM82233
28" x 6'8"
21'0" x 6'8"
3'0" x 6'8"


Mahogany
FCM82233
28" x 8'0"
21'0" x 8'0"
3'0" x 8'0"




Mahogany
FCM2385
28" x 6'8" (7'0")
21'0" x 6'8" (7'0")
3'0" x 6'8" (7'0")



Mahogany
FCM2385SL
10" x 6'8"*
12" x 6'8" Δ (7'0")
14" x 6'8" Δ (7'0")



Mahogany
FCM82233SL
12" x 8'0"
14" x 8'0"



Oak
FC2233
28" x 6'8" (7'0")
21'0" x 6'8" (7'0")
3'0" x 6'8" (7'0")



Oak
FC82385
28" x 6'8" Δ (7'0")
21'0" x 6'8" Δ (7'0")
3'0" x 6'8" Δ (7'0")


- No Stile Lines
- ◆ Black Nickel Caming (1D)
- Brushed Nickel Caming (1C)
- ◆ Brass Caming (1A)

- Scrolled & Flat Advanta Lite Frame
Not available for 2'4" and 2'6" doors or 10" sidelites.
- Vented Sidelite Options



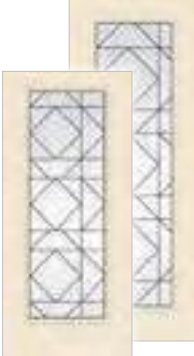
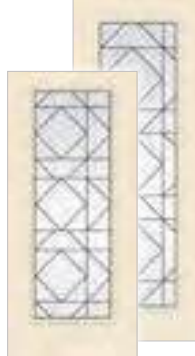











- E Elevated 10" Bottom Rail Options
- 6 WBDR Options
- 6 WBDR / HVHZ Options
- Δ 6'6" Height Available

ECHELON *Continues on next page.*














NEW

Triple-pane Low-E clear and privacy glass options to meet ENERGY STAR® requirements in all 50 states indicated in gold .

Fiber-Classic & Smooth-Star

| | | | | | | | | | |
|------------------------------------------------------------------------------------------------------------------------------------------------|-----------------------------------------------------------------------------------------------------------------------------------|--------------------------------------------------------------------------------------------------------------------------------------------------|-----------------------------------------------------------------------------------------------------------------------------------|-------------------------------------------------------------------------------------------------------------------------------------------------------------------|--------------------------------------------------------------------------------------------------------------------------------------------------|----------------------------------------------------------------------------------------------------------------------------------------------------------------------------------------|-------------------------------------------------------------------------------------------------------------------------------------------------------------------|-----------------------------------------------------------------------------------------------------------------------------------|------------------------------------------------------------------------------------------------------------------------------------|
|  |  |  |  |  | | | | | |
| Oak | Oak | Smooth | Smooth | Smooth | | | | | |
| FC2233SL  10" x 6'8" 12" x 6'8" 14" x 6'8" | FC82233SL  12" x 8'0" 14" x 8'0" | FC2385SL  12" x 6'8" Δ (70°) 14" x 6'8" Δ (70°) | FC82385SL  12" x 8'0" 14" x 8'0" | S2233  2'8" x 6'8" (70°) 2'10" x 6'8" (70°) 3'0" x 6'8" (70°) | S82233  2'8" x 8'0" 2'10" x 8'0" 3'0" x 8'0" | S2385  2'8" x 6'8" Δ (70°) 2'10" x 6'8" Δ (70°) 3'0" x 6'8" Δ (70°) 3'6" x 6'8" | S82385  2'8" x 8'0" 2'10" x 8'0" 3'0" x 8'0" 3'6" x 8'0" | S2233SL  12" x 6'8" 14" x 6'8" | S82233SL  12" x 8'0" 14" x 8'0" |

PRIVACY & TEXTURED GLASS WITH DIVIDED LITES

| | | | | | | |
|------------------------------------------------------------------------------------------------------------------------------------------------------------------|------------------------------------------------------------------------------------------------------------------------------------------------------------------|------------------------------------------------------------------------------------------------------------------------------------------------------------------|-----------------------------------------------------------------------------------------------------------------------------------------------------------------------|--------------------------------------------------------------------------------------------------------------------------------------------------------------------------|------------------------------------------------------------------------------------------------------------------------------------------------------------------------|----------------------------------------------------------------------------------------------------------------------------------------------------------------------------|
|  |  |  |  |  |  | |
| Smooth | Mahogany | Mahogany | Mahogany | Mahogany | Mahogany | |
| S2385SL  10" x 6'8" 12" x 6'8" Δ (70°) 14" x 6'8" Δ (70°) | S82385SL  12" x 8'0" 14" x 8'0" | FCM138  2'8" x 6'8" 2'10" x 6'8" 3'0" x 6'8" | FCM1285  2'8" x 6'8" (70°) 2'10" x 6'8" (70°) 3'0" x 6'8" (70°) | FCM18  2'8" x 6'8" 2'10" x 6'8" 3'0" x 6'8" | FCM1284  2'8" x 6'8" (70°) 2'10" x 6'8" (70°) 3'0" x 6'8" (70°) | FCM12102_SL  10" x 6'8" 12" x 6'8" (70°) 14" x 6'8" (70°) |
|  |  |  |  |  |  |  |
| Mahogany | Mahogany | Mahogany | Oak | Oak | Oak | Oak |
| FCM6124_SL**  10" x 6'8" 12" x 6'8" (70°) 14" x 6'8" (70°) | FCM6125_SL**  10" x 6'8" 12" x 6'8" (70°) 14" x 6'8" (70°) | FCM6126_SL**  10" x 6'8" 12" x 6'8" (70°) 14" x 6'8" (70°) | FC138  2'8" x 6'8" (70°) 2'10" x 6'8" (70°) 3'0" x 6'8" (70°) | 1285  2'8" x 6'8" Δ (70°) 2'10" x 6'8" Δ (70°) 3'0" x 6'8" Δ (70°) | FC18  2'8" x 6'8" (70°) 2'10" x 6'8" (70°) 3'0" x 6'8" (70°) | 1284  2'8" x 6'8" Δ (70°) 2'10" x 6'8" Δ (70°) 3'0" x 6'8" Δ (70°) |









Privacy & Textured Glass Options








Add the code to the blank in the style number for the desired door and glass combination. For details on glass options, see page 111.


XK = Reeded **XC = Chord** **XR = Rainglass**
XE = Satin Etch **XJ = Chinchilla** **XN = Granite**

*Not available with Advanta lite frame.
 **Not available with Reeded (XK) glass.

Note: See page 277 for important product details that may help with your purchase decision.

| | | | | | | | |
|-----------------------------------------------------------------------------------|-----------------------------------------------------------------------------------|-----------------------------------------------------------------------------------|-----------------------------------------------------------------------------------|-----------------------------------------------------------------------------------|------------------------------------------------------------------------------------|-------------------------------------------------------------------------------------|-------------------------------------------------------------------------------------|
|  |  |  |  |  |  |  |  |
| Oak | Oak | Oak | Oak | Oak | Oak | Oak | Oak |
| FC18_SL ☀️ 📏 📏 10" x 6'8" 12" x 6'8" 14" x 6'8" | 12102_SL ☀️ 📏 📏 📏 12" x 6'8" ⚡ (70") 14" x 6'8" ⚡ (70") | FC06188_SL** ☀️ 📏 📏 10" x 6'8" 12" x 6'8" 14" x 6'8" | FC06184_SL** ☀️ 📏 📏 📏 12" x 6'8" ⚡ (70") 14" x 6'8" ⚡ (70") | FC06189_SL** ☀️ 📏 📏 10" x 6'8" 12" x 6'8" 14" x 6'8" | FC06185_SL** ☀️ 📏 📏 📏 12" x 6'8" ⚡ (70") 14" x 6'8" ⚡ (70") | FC06190_SL** ☀️ 📏 📏 10" x 6'8" 12" x 6'8" 14" x 6'8" | FC06186_SL** ☀️ 📏 📏 📏 12" x 6'8" ⚡ (70") 14" x 6'8" ⚡ (70") |

| | | | | | | |
|-----------------------------------------------------------------------------------------|----------------------------------------------------------------------------------------------------------------|-----------------------------------------------------------------------------------------|-----------------------------------------------------------------------------------------------------------------|------------------------------------------------------------------------------------|---------------------------------------------------------------------------------------|--------------------------------------------------------------------------------------|
|  |  |  |  |  |  |  |
| Smooth | Smooth | Smooth | Smooth | Smooth | Smooth | Smooth |
| S128 ☀️ 📏 📏 E 2'8" x 6'8" (70") 2'10" x 6'8" (70") 3'0" x 6'8" (70") | S141 ☀️ 📏 📏 📏 E 2'8" x 6'8" ⚡ (70") 2'10" x 6'8" ⚡ (70") 3'0" x 6'8" ⚡ (70") 3'6" x 6'8" | S108 ☀️ 📏 📏 E 2'8" x 6'8" (70") 2'10" x 6'8" (70") 3'0" x 6'8" (70") | S6063 ☀️ 📏 📏 📏 E 2'8" x 6'8" ⚡ (70") 2'10" x 6'8" ⚡ (70") 3'0" x 6'8" ⚡ (70") 3'6" x 6'8" | S308_SL ☀️ 📏 📏 12" x 6'8" 14" x 6'8" | S1170_SL ☀️ 📏 📏 📏 10" x 6'8" 12" x 6'8" ⚡ (70") 14" x 6'8" ⚡ (70") | S605_SL** ☀️ 📏 📏 12" x 6'8" 14" x 6'8" |

| | | | | |
|-----------------------------------------------------------------------------------------|-------------------------------------------------------------------------------------|-----------------------------------------------------------------------------------------|-------------------------------------------------------------------------------------|-----------------------------------------------------------------------------------------|
|  |  |  |  |  |
| Smooth | Smooth | Smooth | Smooth | Smooth |
| S6124_SL** ☀️ 📏 📏 📏 10" x 6'8" 12" x 6'8" ⚡ (70") 14" x 6'8" ⚡ (70") | S606_SL** ☀️ 📏 📏 12" x 6'8" 14" x 6'8" | S6125_SL** ☀️ 📏 📏 📏 10" x 6'8" 12" x 6'8" ⚡ (70") 14" x 6'8" ⚡ (70") | S607_SL** ☀️ 📏 📏 12" x 6'8" 14" x 6'8" | S6126_SL** ☀️ 📏 📏 📏 10" x 6'8" 12" x 6'8" ⚡ (70") 14" x 6'8" ⚡ (70") |

PRIVACY & TEXTURED GLASS

| | | | |
|---------------------------------------------------------------------------------------|---------------------------------------------------------------------------------------|----------------------------------------------------------------------------------------------|---------------------------------------------------------------------------------------|
|  |  |  |  |
| Mahogany | Mahogany | Mahogany | Mahogany |
| FCM10 ☀️ 📏 📏 📏 2'8" x 6'8" 2'10" x 6'8" 3'0" x 6'8" | FCM870 ☀️ 📏 📏 2'8" x 8'0" 2'10" x 8'0" 3'0" x 8'0" | FCM1283 ☀️ 📏 📏 📏 E 2'8" x 6'8" (70") 2'10" x 6'8" (70") 3'0" x 6'8" (70") | FCM81200 ☀️ 📏 📏 📏 2'6" x 8'0" 2'10" x 8'0" 3'0" x 8'0" |

PRIVACY & TEXTURED GLASS *Continues on next page.*

- ☑️ No Stile Lines
- ☀️ Low-E Glass (LE)
- 📏 Simulated Divided Lites (SDL)
- 📏 Scrolled & Flat Advanta Lite Frame
Not available for 2'4" and 2'6" doors or 10" sidelites.
- 📏 Scrolled Advanta Lite Frame
Not available for 2'4" and 2'6" doors or 10" sidelites.
- 📏 Vented Sidelite Options
- 📏 Elevated 10" Bottom Rail Options
- 📏 WBDR Options
- 📏 WBDR / HVHZ Options
- ⚡ 6'6" Height Available






NEW Triple-pane Low-E clear and privacy glass options to meet ENERGY STAR® requirements in all 50 states indicated in gold.

Fiber-Classic & Smooth-Star

| | | | | |
|-----------------------------------------------------------------------------------|-----------------------------------------------------------------------------------|-----------------------------------------------------------------------------------|-----------------------------------------------------------------------------------------|-------------------------------------------------------------------------------------|
|  |  |  |  |  |
| Mahogany | Mahogany | Oak | Oak | Oak |
| FCM870_SL ★☆☆☆☆ 12" x 8'0" 14" x 8'0" | FCM12101_SL ★☆☆☆☆ 10" x 6'8"* 12" x 6'8" (7'0") 14" x 6'8" (7'0") | FCM81200_SL ★☆☆☆☆ 12" x 8'0" 14" x 8'0" | FC10 ★☆☆☆☆E 2'8" x 6'8" (7'0") 2'10" x 6'8" (7'0") 3'0" x 6'8" (7'0") | 81200P_ ★☆☆☆☆ 2'8" x 8'0" 2'10" x 8'0" 3'0" x 8'0" |
| | | | 1283 ★☆☆☆☆E 2'8" x 6'8" Δ (7'0") 2'10" x 6'8" Δ (7'0") 3'0" x 6'8" Δ (7'0") | 81200 ★☆☆☆☆ 2'6" x 8'0"* 2'10" x 8'0" 3'0" x 8'0" |
| | | | | FC47_SL ★☆☆☆☆ 10" x 6'8"* 12" x 6'8" 14" x 6'8" |
| | | | | 81200P_SL ★☆☆☆☆ 12" x 8'0" 14" x 8'0" |

| | | | | |
|------------------------------------------------------------------------------------|------------------------------------------------------------------------------------|------------------------------------------------------------------------------------|-------------------------------------------------------------------------------------|--------------------------------------------------------------------------------------------------------|
|  |  |  |  |  |
| Oak | Smooth | Smooth | Smooth | Smooth |
| 12101_SL ★☆☆☆☆ 12" x 6'8" Δ (7'0") 14" x 6'8" Δ (7'0") | 81200_SL ★☆☆☆☆ 12" x 8'0" 14" x 8'0" | S118 ★☆☆☆☆E 2'8" x 6'8" (7'0") 2'10" x 6'8" (7'0") 3'0" x 6'8" (7'0") | S818 ★☆☆☆☆ 2'8" x 8'0" 2'10" x 8'0" 3'0" x 8'0" | S140 ★☆☆☆☆E 2'8" x 6'8" Δ (7'0") 2'10" x 6'8" Δ (7'0") 3'0" x 6'8" Δ (7'0") 3'6" x 6'8" |
| | | | S8140 ★☆☆☆☆ 2'8" x 8'0" 2'10" x 8'0" 3'0" x 8'0" 3'6" x 8'0" | S100_SL ★☆☆☆☆ 12" x 6'8" 14" x 6'8" |
| | | | | S8601_SL ★☆☆☆☆ 12" x 8'0" 14" x 8'0" |
| | | | | S601_SL ★☆☆☆☆E 10" x 6'8"* 12" x 6'8" Δ (7'0") 14" x 6'8" Δ (7'0") |
| | | | | S81086_SL ★☆☆☆☆E 12" x 8'0" 14" x 8'0" |

INTERNAL BLINDS

| | | | | |
|-------------------------------------------------------------------------------------|-------------------------------------------------------------------------------------|-----------------------------------------------------------------------------------------------------------------------------|-------------------------------------------------------------------------------------|----------------------------------------------------------------------------------------------------|
|  |  |  |  |  |
| Mahogany | Mahogany | Mahogany | Mahogany | Oak |
| FCM141 ★☆☆☆☆ 2'8" x 6'8" 2'10" x 6'8" 3'0" x 6'8" | FCM8115 ★☆☆☆☆ 2'8" x 8'0" 2'10" x 8'0" 3'0" x 8'0" | FCM1286 ★☆☆☆☆E 2'4" x 6'8"* 2'6" x 6'8" (7'0")* 2'8" x 6'8" (7'0") 2'10" x 6'8" (7'0") 3'0" x 6'8" (7'0") | FCM81225 ★☆☆☆☆E 2'6" x 8'0"* 2'8" x 8'0" 2'10" x 8'0" 3'0" x 8'0" | FCM8115SL ★☆☆☆☆ 12" x 8'0" 14" x 8'0" |
| | | | | FCM1286SL ★☆☆☆☆E 10" x 6'8"* 12" x 6'8" (7'0") 14" x 6'8" (7'0") |
| | | | | FCM81225SL ★☆☆☆☆E 12" x 8'0" 14" x 8'0" |
| | | | | FC141 ★☆☆☆☆E 2'6" x 6'8"* 2'8" x 6'8" (7'0") 2'10" x 6'8" (7'0") 3'0" x 6'8" (7'0") |
| | | | | 81225P ★☆☆☆☆ 2'8" x 8'0" 2'10" x 8'0" 3'0" x 8'0" |

Privacy & Textured Glass Options

Add the code to the blank in the style number for the desired door and glass combination. For details on glass options, see page 111.

XK = Reeded XC = Chord XR = Rainglass
XE = Satin Etch XJ = Chinchilla XN = Granite

*Not available with Advanta lite frame.

Note: See page 277 for important product details that may help with your purchase decision.



Oak

1286

- 24" x 6'8" Δ *
- 26" x 6'8" Δ (70")*
- 28" x 6'8" Δ (70")
- 210" x 6'8" Δ (70")
- 30" x 6'8" Δ (70")

81225

- 26" x 8'0"*
- 28" x 8'0"
- 210" x 8'0"
- 30" x 8'0"



Oak

FC141SL

- 10" x 6'8"*
- 12" x 6'8"
- 14" x 6'8"

81225PSL

- 12" x 8'0"
- 14" x 8'0"



Oak

1286SL

- 12" x 6'8" Δ (70")
- 14" x 6'8" Δ (70")

81225SL

- 12" x 8'0"
- 14" x 8'0"



Smooth

S130

- 26" x 6'8"*
- 28" x 6'8" (70")
- 210" x 6'8" (70")
- 30" x 6'8" (70")

S829

- 26" x 8'0"*
- 28" x 8'0"
- 210" x 8'0"
- 30" x 8'0"



Smooth

S6061

- 24" x 6'8" Δ *
- 26" x 6'8" Δ *
- 28" x 6'8" Δ (70")
- 210" x 6'8" Δ (70")
- 30" x 6'8" Δ (70")
- 36" x 6'8"

S81225

- 26" x 8'0"*
- 28" x 8'0"
- 210" x 8'0"
- 30" x 8'0"
- 36" x 8'0"



Smooth

S130SL

- 12" x 6'8"
- 14" x 6'8"

S829SL

- 12" x 8'0"
- 14" x 8'0"



Smooth

S6128SL

- 10" x 6'8"*
- 12" x 6'8" Δ (70")
- 14" x 6'8" Δ (70")

S85928SL

- 12" x 8'0"
- 14" x 8'0"

CLEAR GLASS WITH DIVIDED LITES



Mahogany

FCM1209

- 28" x 6'8"
- 210" x 6'8"
- 30" x 6'8"



Mahogany

FCM1201

- 26" x 6'8" (70")*
- 28" x 6'8" (70")
- 210" x 6'8" (70")
- 30" x 6'8" (70")



Mahogany

FCM1211

- 28" x 6'8"
- 210" x 6'8"
- 30" x 6'8"



Mahogany

FCM1202

- 26" x 6'8" (70")*
- 28" x 6'8" (70")
- 210" x 6'8" (70")
- 30" x 6'8" (70")



Mahogany

FCM1212

- 28" x 6'8"
- 210" x 6'8"
- 30" x 6'8"



Mahogany

FCM1203

- 26" x 6'8" (70")*
- 28" x 6'8" (70")
- 210" x 6'8" (70")
- 30" x 6'8" (70")



Mahogany

FCM138

- 28" x 6'8"
- 210" x 6'8"
- 30" x 6'8"



Mahogany

FCM1285

- 26" x 6'8" (70")*
- 28" x 6'8" (70")
- 210" x 6'8" (70")
- 30" x 6'8" (70")



Mahogany

FCM1208

- 28" x 6'8"
- 210" x 6'8"
- 30" x 6'8"



Mahogany

FCM1200

- 26" x 6'8" (70")*
- 28" x 6'8" (70")
- 210" x 6'8" (70")
- 30" x 6'8" (70")



Mahogany

FCM18

- 28" x 6'8"
- 210" x 6'8"
- 30" x 6'8"


CLEAR GLASS WITH DIVIDED LITES *Continues on next page.*

- No Stile Lines
 - ☀ Low-E Glass (LE)
 - ▭ Simulated Divided Lites (SDL)
 - ◆ Flat or Contour White Grilles Between Glass (GBGF / GBGC)
 - ◇ Flat Almond Grilles Between Glass (GBGF)
 - ◇ Flat Bronze Grilles Between Glass (GBGF)
 - ▭ Flat Lite Frame
 - ▭ Scrolled & Flat Advanta Lite Frame
Not available for 24" and 26" doors or 10" sidelites.
 - ▭ Standard Lite Frame Available
 - Vented Sidelite Options
 - 6 WBDR Options
 - 6 WBDR / HVHZ Options
 - E Elevated 10" Bottom Rail Options
- Δ 6'6" Height Available

NEW

Triple-pane Low-E clear and privacy glass options to meet ENERGY STAR® requirements in all 50 states indicated in gold.

Fiber-Classic & Smooth-Star



Mahogany

FCM1284
 6E
 26" x 68" (70)*
 28" x 68" (70)*
 210" x 68" (70)*
 30" x 68" (70)



Mahogany

FCM828
 6
 28" x 80"
 210" x 80"
 30" x 80"



Mahogany

FCM81828
 6
 26" x 80**
 28" x 80"
 210" x 80"
 30" x 80"




Mahogany

FCM81208P
 6
 28" x 80"
 210" x 80"
 30" x 80"



Mahogany

FCM81829
 6
 26" x 80**
 28" x 80"
 210" x 80"
 30" x 80"



Mahogany

FCM1201SL
 6
 10" x 68**
 12" x 68" Δ (70*)
 14" x 68" Δ (70*)



Mahogany

FCM1202SL
 6
 10" x 68**
 12" x 68" Δ (70*)
 14" x 68" Δ (70*)



Mahogany

FCM1200SL
 6
 10" x 68**
 12" x 68" Δ (70*)
 14" x 68" Δ (70*)



Mahogany

FCM12102SL
 6
 10" x 68**
 12" x 68" Δ (70*)
 14" x 68" Δ (70*)



Mahogany

FCM81208PSL
 6
 12" x 80"
 14" x 80"



Mahogany

FCM81208SL
 6
 12" x 80"
 14" x 80"



Mahogany

FCM6124SL
 6
 10" x 68**
 12" x 68" Δ (70*)
 14" x 68" Δ (70*)



Mahogany

FCM6125SL
 6
 10" x 68**
 12" x 68" Δ (70*)
 14" x 68" Δ (70*)



Mahogany

FCM6126SL
 6
 10" x 68**
 12" x 68" Δ (70*)
 14" x 68" Δ (70*)



Mahogany

FCM198
 6
 28" x 68"
 210" x 68"
 30" x 68"



Mahogany

FCM1289
 6E
 26" x 68" (70)*
 28" x 68" (70)*
 210" x 68" (70)*
 30" x 68" (70)



Mahogany

FCM1289SL
 6
 10" x 68**
 12" x 68" Δ (70*)
 14" x 68" Δ (70*)




Oak

FC1209
 6E
 26" x 68**
 28" x 68" (70*)
 210" x 68" (70*)
 30" x 68" (70)



Oak

FC1201
 6E
 26" x 68" Δ (70)*
 28" x 68" Δ (70*)
 210" x 68" Δ (70*)
 30" x 68" Δ (70*)



Oak

FC1211
 6E
 26" x 68**
 28" x 68" (70*)
 210" x 68" (70*)
 30" x 68" (70)



Oak

FC1202
 6E
 26" x 68" Δ (70)*
 28" x 68" Δ (70*)
 210" x 68" Δ (70*)
 30" x 68" Δ (70*)

*Not available with Advanta lite frame.

Note: See page 277 for important product details that may help with your purchase decision.



Oak

FC1212
 *♦♦♦♦E
 26" x 6'8"
 28" x 6'8" (70")
 210" x 6'8" (70")
 30" x 6'8" (70")



Oak

FC1203
 *♦♦♦♦E
 26" x 6'8" (70")*
 28" x 6'8" (70")
 210" x 6'8" (70")
 30" x 6'8" (70")



Oak

FC138
 *♦♦♦♦E
 26" x 6'8"*
 28" x 6'8" (70")
 210" x 6'8" (70")
 30" x 6'8" (70")



Oak

1285
 *♦♦♦♦E
 26" x 6'8" (70")*
 28" x 6'8" (70")
 210" x 6'8" (70")
 30" x 6'8" (70")



Oak

FC1208
 *♦♦♦♦E
 26" x 6'8"*
 28" x 6'8" (70")
 210" x 6'8" (70")
 30" x 6'8" (70")



Oak

FC1200
 *♦♦♦♦E
 26" x 6'8" (70")*
 28" x 6'8" (70")
 210" x 6'8" (70")
 30" x 6'8" (70")



Oak

FC18
 *♦♦♦♦E
 26" x 6'8"*
 28" x 6'8" (70")
 210" x 6'8" (70")
 30" x 6'8" (70")



Oak

1284
 *♦♦♦♦E
 26" x 6'8" (70")*
 28" x 6'8" (70")
 210" x 6'8" (70")
 30" x 6'8" (70")



Oak

FC828
 *♦♦♦♦E
 28" x 8'0"
 210" x 8'0"
 3'0" x 8'0"



Oak

81828
 *♦♦♦♦E
 26" x 8'0"*
 28" x 8'0"
 210" x 8'0"
 3'0" x 8'0"



Oak

81208P
 *♦♦♦♦E
 28" x 8'0"
 210" x 8'0"
 3'0" x 8'0"



Oak

81208
 *♦♦♦♦E
 26" x 8'0"*
 28" x 8'0"
 210" x 8'0"
 3'0" x 8'0"



Oak

FC1209SL
 *♦♦♦♦E
 10" x 6'8"*
 12" x 6'8"
 14" x 6'8"



Oak

FC1201SL
 *♦♦♦♦E
 12" x 6'8" (70")
 14" x 6'8" (70")



Oak

FC1211SL
 *♦♦♦♦E
 10" x 6'8"*
 12" x 6'8"
 14" x 6'8"



Oak

FC1202SL
 *♦♦♦♦E
 12" x 6'8" (70")
 14" x 6'8" (70")



Oak

FC1208SL
 *♦♦♦♦E
 10" x 6'8"*
 12" x 6'8"
 14" x 6'8"



Oak

FC1200SL
 *♦♦♦♦E
 12" x 6'8" (70")
 14" x 6'8" (70")



Oak

FC18SL
 *♦♦♦♦E
 10" x 6'8"*
 12" x 6'8"
 14" x 6'8"



Oak

12102SL
 *♦♦♦♦E
 12" x 6'8" (70")
 14" x 6'8" (70")



Oak

81208PSL
 *♦♦♦♦E
 12" x 8'0"
 14" x 8'0"




Oak

81208SL
 *♦♦♦♦E
 12" x 8'0"
 14" x 8'0"
















CLEAR GLASS WITH DIVIDED LITES *Continues on next page.*





- No Stile Lines
- ☀ Low-E Glass (LE)
- Simulated Divided Lites (SDL)
- ♦ Flat or Contour White Grilles Between Glass (GBGF / GBGC)
- ♦ Flat Almond Grilles Between Glass (GBGF)
- ♦ Flat Bronze Grilles Between Glass (GBGF)
- Scrolled & Flat Advanta Lite Frame
Not available for 24" and 26" doors or 10" sidelites.
- Scrolled Advanta Lite Frame
Not available for 24" and 26" doors or 10" sidelites.
- Standard Lite Frame Available
- Vented Sidelite Options
- 6 WBDR Options
- 6 WBDR / HVHZ Options
- E Elevated 10" Bottom Rail Options
- ▲ 66" Height Available






















NEW

Triple-pane Low-E clear and privacy glass options to meet ENERGY STAR® requirements in all 50 states indicated in gold .

Fiber-Classic & Smooth-Star

























| | | | | | | | |
|--------------------------------------------------------------------------------------------------------------------------------------------------------------------------------------------------------|---------------------------------------------------------------------------------------------------------------------------------------------------------------------------------------------------------------|--------------------------------------------------------------------------------------------------------------------------------------------------------------------------------------------------------|---------------------------------------------------------------------------------------------------------------------------------------------------------------------------------------------------------------|--------------------------------------------------------------------------------------------------------------------------------------------------------------------------------------------------------|---------------------------------------------------------------------------------------------------------------------------------------------------------------------------------------------------------------|---------------------------------------------------------------------------------------------------------------------------------------------------------------------------------------------------------|----------------------------------------------------------------------------------------------------------------------------------------------------------------------------------------------------------------|
|  |  |  |  |  |  |  |  |
| Oak | Oak | Oak | Oak | Oak | Oak | Oak | Oak |
| FC06188SL   10" x 6'8"* | FC06184SL   12" x 6'8" Δ (70") | FC06189SL   10" x 6'8"* | FC06185SL   12" x 6'8" Δ (70") | FC06190SL   10" x 6'8"* | FC06186SL   12" x 6'8" Δ (70") | FC198   2'6" x 6'8"* | 1289   2'6" x 6'8" Δ (70")* |
| 12" x 6'8" | 14" x 6'8" Δ (70") | 12" x 6'8" | 14" x 6'8" Δ (70") | 12" x 6'8" | 14" x 6'8" Δ (70") | 28" x 6'8" (70") | 28" x 6'8" Δ (70") |
| 14" x 6'8" | | 14" x 6'8" | | 14" x 6'8" | | 210" x 6'8" (70") | 210" x 6'8" Δ (70") |
| | | | | | | 3'0" x 6'8" (70") | 3'0" x 6'8" Δ (70") |

| | | | | | | |
|----------------------------------------------------------------------------------------------------------------------------------------------------------------------------------------------------------|------------------------------------------------------------------------------------------------------------------------------------------------------------------------------------------------------------------|---------------------------------------------------------------------------------------------------------------------------------------------------------------------------------------------------------|-----------------------------------------------------------------------------------------------------------------------------------------------------------------------------------------------------------|---------------------------------------------------------------------------------------------------------------------------------------------------------------------------------------------------------|---------------------------------------------------------------------------------------------------------------------------------------------------------------------------------------------------------------|-------------------------------------------------------------------------------------------------------------------------------------------------------------------------------------------------------------|
|  |  |  |  |  |  |  |
| Oak | Oak | Smooth | Smooth | Smooth | Smooth | Smooth |
| FC198SL   10" x 6'8"* | FC1289SL   12" x 6'8" Δ (70") | S1209   2'6" x 6'8"* | S1201   2'6" x 6'8" Δ* | S1211   2'6" x 6'8"* | S1202   2'6" x 6'8" Δ* | S1212   2'6" x 6'8"* |
| 10" x 6'8"* | 14" x 6'8" Δ (70") | 2'8" x 6'8" (70") | 2'8" x 6'8" Δ (70") | 2'8" x 6'8" (70") | 2'8" x 6'8" Δ (70") | 2'8" x 6'8" (70") |
| 12" x 6'8" | | 2'10" x 6'8" (70") | 2'10" x 6'8" Δ (70") | 2'10" x 6'8" (70") | 2'10" x 6'8" Δ (70") | 2'10" x 6'8" (70") |
| 14" x 6'8" | | 3'0" x 6'8" (70") | 3'0" x 6'8" Δ (70") | 3'0" x 6'8" (70") | 3'0" x 6'8" Δ (70") | 3'0" x 6'8" (70") |
| | | | 3'6" x 6'8" | | 3'6" x 6'8" | |

| | | | | | | |
|-----------------------------------------------------------------------------------------------------------------------------------------------------------------------------------------------------------|--------------------------------------------------------------------------------------------------------------------------------------------------------------------------------------------------------|----------------------------------------------------------------------------------------------------------------------------------------------------------------------------------------------------------|---------------------------------------------------------------------------------------------------------------------------------------------------------------------------------------------------------|------------------------------------------------------------------------------------------------------------------------------------------------------------------------------------------------------------|------------------------------------------------------------------------------------------------------------------------------------------------------------------------------------------------------------|---------------------------------------------------------------------------------------------------------------------------------------------------------------------------------------------------------------|
|  |  |  |  |  |  |  |
| Smooth | Smooth | Smooth | Smooth | Smooth | Smooth | Smooth |
| S1203   2'6" x 6'8" Δ* | S128   2'6" x 6'8"* | S141   2'6" x 6'8" Δ* | S1208   2'6" x 6'8"* | S1200   2'6" x 6'8" Δ* | S108   2'6" x 6'8"* | S6063   2'6" x 6'8" Δ* |
| 2'8" x 6'8" Δ (70") | 2'8" x 6'8" (70") | 2'8" x 6'8" Δ (70") | 2'8" x 6'8" (70") | 2'8" x 6'8" Δ (70") | 2'8" x 6'8" (70") | 2'8" x 6'8" Δ (70") |
| 2'10" x 6'8" Δ (70") | 2'10" x 6'8" Δ (70") | 2'10" x 6'8" Δ (70") | 2'10" x 6'8" (70") | 2'10" x 6'8" Δ (70") | 2'10" x 6'8" Δ (70") | 2'10" x 6'8" Δ (70") |
| 3'0" x 6'8" Δ (70") | 3'0" x 6'8" Δ (70") | 3'0" x 6'8" Δ (70") | 3'0" x 6'8" (70") | 3'0" x 6'8" Δ (70") | 3'0" x 6'8" (70") | 3'0" x 6'8" Δ (70") |
| 3'6" x 6'8" | | 3'6" x 6'8" | | 3'6" x 6'8" | | 3'6" x 6'8" |

*Not available with Advanta lite frame.

Note: See page 277 for important product details that may help with your purchase decision.

| | | | | | | | |
|-----------------------------------------------------------------------------------------|-----------------------------------------------------------------------------------------------|-------------------------------------------------------------------------------------|------------------------------------------------------------------------------------------------|-----------------------------------------------------------------------------------------|-----------------------------------------------------------------------------------------|--------------------------------------------------------------------------------------------------------|------------------------------------------------------------------------------------------------------------------------------|
|  |  |  |  |  |  |  |  |
| Smooth | Smooth | Smooth | Smooth | Smooth | Smooth | Smooth | Smooth |
| S828 *◆◆◆◆◆◆◆◆ 26" x 80"* 28" x 80" 210" x 80" 30" x 80" | S81828 *◆◆◆◆◆◆◆◆ 26" x 80"* 28" x 80" 210" x 80" 30" x 80" 36" x 80" | S808 *◆◆◆◆◆◆◆◆ 26" x 80"* 28" x 80" 210" x 80" 30" x 80" | S81208 ◆◆◆◆◆◆◆◆◆◆ 26" x 80"* 28" x 80" 210" x 80" 30" x 80" 36" x 80" | S1209SL ◆◆◆◆◆◆◆◆◆◆ 12" x 6'8" 14" x 6'8" | S1201SL ◆◆◆◆◆◆◆◆◆◆ 10" x 6'8"* 12" x 6'8" ▲ (70") 14" x 6'8" ▲ (70") | S1211SL ◆◆◆◆◆◆◆◆◆◆ 12" x 6'8" 14" x 6'8" | S1202SL ◆◆◆◆◆◆◆◆◆◆ 10" x 6'8"* 12" x 6'8" ▲ (70") 14" x 6'8" ▲ (70") |
| | | | | | | | |
|  |  |  |  |  |  |  |  |
| Smooth | Smooth | Smooth | Smooth | Smooth | Smooth | Smooth | Smooth |
| S1208SL ◆◆◆◆◆◆◆◆◆◆ 12" x 6'8" 14" x 6'8" | S1200SL ◆◆◆◆◆◆◆◆◆◆ 10" x 6'8"* 12" x 6'8" ▲ (70") 14" x 6'8" ▲ (70") | S308SL ◆◆◆◆◆◆◆◆◆◆ 12" x 6'8" 14" x 6'8" | S1170SL ◆◆◆◆◆◆◆◆◆◆ 10" x 6'8"* 12" x 6'8" ▲ (70") 14" x 6'8" ▲ (70") | S808SL ◆◆◆◆◆◆◆◆◆◆ 12" x 8'0" 14" x 8'0" | S81186SL ◆◆◆◆◆◆◆◆◆◆ 12" x 8'0" 14" x 8'0" | S605SL ◆◆◆◆◆◆◆◆◆◆ 12" x 6'8" 14" x 6'8" | S8605SL ◆◆◆◆◆◆◆◆◆◆ 12" x 8'0" 14" x 8'0" |
|  |  |  |  |  |  |  |  |
| Smooth | Smooth | Smooth | Smooth | Smooth | Smooth | Smooth | Smooth |
| S6124SL ◆◆◆◆◆◆◆◆◆◆ 10" x 6'8"* 12" x 6'8" ▲ (70") 14" x 6'8" ▲ (70") | S85924SL ◆◆◆◆◆◆◆◆◆◆ 12" x 8'0" 14" x 8'0" | S607SL ◆◆◆◆◆◆◆◆◆◆ 12" x 6'8" 14" x 6'8" | S8607SL ◆◆◆◆◆◆◆◆◆◆ 12" x 8'0" 14" x 8'0" | S6126SL ◆◆◆◆◆◆◆◆◆◆ 10" x 6'8"* 12" x 6'8" ▲ (70") 14" x 6'8" ▲ (70") | S85926SL ◆◆◆◆◆◆◆◆◆◆ 12" x 8'0" 14" x 8'0" | S198 *◆◆◆◆◆◆◆◆◆◆ 26" x 6'8"* 28" x 6'8" (70") 210" x 6'8" (70") 30" x 6'8" (70") | S6062 ◆◆◆◆◆◆◆◆◆◆ 26" x 6'8" ▲* 28" x 6'8" ▲ (70") 210" x 6'8" ▲ (70") 30" x 6'8" ▲ (70") 36" x 6'8" |

CLEAR GLASS WITH DIVIDED LITES *Continues on next page.*

| | | | | |
|----------------------------------------------------------------------------------------------------------------------------------------------------------------------------------------------------------|--------------------------------------------------------------------------------------------------------------------------------------------------------------------------------------------------------------------|-------------------------------------------------------------------------------------------------------------------------------------------------------------------------------|----------------------------------------------------------------------------------------------------------------------------------------------------------------------------------------------------------------|--------------------------------------------------------------------------------------------------------------------------------------------------------------------------|
| <ul style="list-style-type: none"> No Stile Lines Low-E Glass (LE) Simulated Divided Lites (SDL) Flat or Contour White Grilles Between Glass (GBGF / GBGC) | <ul style="list-style-type: none"> Flat Almond Grilles Between Glass (GBGF) Flat Bronze Grilles Between Glass (GBGF) Flat or Contour Black Grilles Between Glass (GBGF / GBGC) | <ul style="list-style-type: none"> Fixed Grilles (FXG) Scrolled & Flat Advanta Lite Frame Not available for 24" and 26" doors or 10" sidelites. | <ul style="list-style-type: none"> Scrolled Advanta Lite Frame Not available for 24" and 26" doors or 10" sidelites. Vented Sidelite Options Standard Lite Frame Available | <ul style="list-style-type: none"> WBDR Options WBDR / HVHZ Options 6'6" Height Available Elevated 10" Bottom Rail Options |
|----------------------------------------------------------------------------------------------------------------------------------------------------------------------------------------------------------|--------------------------------------------------------------------------------------------------------------------------------------------------------------------------------------------------------------------|-------------------------------------------------------------------------------------------------------------------------------------------------------------------------------|----------------------------------------------------------------------------------------------------------------------------------------------------------------------------------------------------------------|--------------------------------------------------------------------------------------------------------------------------------------------------------------------------|

CLEAR GLASS WITH DIVIDED LITES *Continued*



Smooth

S198SL

- 12" x 6'8"
- 14" x 6'8"



Smooth

S6062SL

- 10" x 6'8"
- 12" x 6'8" (70")
- 14" x 6'8" (70")

CLEAR GLASS



Mahogany

FCM10

- 2'8" x 6'8"
- 2'10" x 6'8"
- 3'0" x 6'8"

FCM870

- 2'8" x 8'0"
- 2'10" x 8'0"
- 3'0" x 8'0"



Mahogany

FCM1283

- 2'4" x 6'8"
- 2'6" x 6'8" (70")
- 2'8" x 6'8" (70")
- 2'10" x 6'8" (70")
- 3'0" x 6'8" (70")

FCM81200

- 2'0" x 8'0"
- 2'4" x 8'0"
- 2'6" x 8'0"
- 2'8" x 8'0"
- 2'10" x 8'0"
- 3'0" x 8'0"



Mahogany

FCM12101SL

- 10" x 6'8"
- 12" x 6'8" (70")
- 14" x 6'8" (70")

FCM81200SL

- 12" x 8'0"
- 14" x 8'0"



Mahogany

FCM870SL

- 12" x 8'0"
- 14" x 8'0"



Oak

FC10

- 2'6" x 6'8"
- 2'8" x 6'8" (70")
- 2'10" x 6'8" (70")
- 3'0" x 6'8" (70")

81200P

- 2'8" x 8'0"
- 2'10" x 8'0"
- 3'0" x 8'0"



Oak

1283

- 2'4" x 6'8" (70")
- 2'6" x 6'8" (70")
- 2'8" x 6'8" (70")
- 2'10" x 6'8" (70")
- 3'0" x 6'8" (70")

81200

- 2'0" x 8'0"
- 2'4" x 8'0"
- 2'6" x 8'0"
- 2'8" x 8'0"
- 2'10" x 8'0"
- 3'0" x 8'0"



Oak

FC47SL

- 10" x 6'8"
- 12" x 6'8"
- 14" x 6'8"

81200PSL

- 12" x 8'0"
- 14" x 8'0"



Oak

12101SL

- 12" x 6'8" (70")
- 14" x 6'8" (70")

81200SL

- 12" x 8'0"
- 14" x 8'0"



Smooth

S118

- 2'6" x 6'8"
- 2'8" x 6'8" (70")
- 2'10" x 6'8" (70")
- 3'0" x 6'8" (70")

S818

- 2'6" x 8'0"
- 2'8" x 8'0"
- 2'10" x 8'0"
- 3'0" x 8'0"



Smooth

S140

- 2'0" x 6'8"
- 2'4" x 6'8" (70")
- 2'6" x 6'8" (70")
- 2'8" x 6'8" (70")
- 2'10" x 6'8" (70")
- 3'0" x 6'8" (70")
- 3'6" x 6'8"

S8140

- 2'0" x 8'0"
- 2'4" x 8'0"
- 2'6" x 8'0"
- 2'8" x 8'0"
- 2'10" x 8'0"
- 3'0" x 8'0"
- 3'6" x 8'0"



Smooth

S100SL

- 12" x 6'8"
- 14" x 6'8"

S8601SL

- 12" x 8'0"
- 14" x 8'0"



Smooth

S601SL

- 10" x 6'8"
- 12" x 6'8" (70")
- 14" x 6'8" (70")

S81086SL

- 12" x 8'0"
- 14" x 8'0"



Direct Set

DRS2131SL

- 12" x 6'8" (70")
- 14" x 6'8" (70")

DRS82131SL

- 12" x 8'0"
- 14" x 8'0"

*Not available with Advanta lite frame.


**Available with Impact-rated lite frame only.

Note: See page 277 for important product details that may help with your purchase decision.



TRANSOMS

For transoms, see page 201.



BLACKSTONE. ◆ ◆

| | | | | | | | | |
|-----------------------------------------------------------|---------------------------------------------|---------------------------------------------|----------------------------------------------------------|----------------------------------------------------------|-----------------------------------------------------------|--------------------------------------------|---------------------------------------------|---------------------------------------------------------|
| | | | | | | | | |
| Mahogany | Mahogany | Oak | Oak | Oak | Smooth | | | |
| FCM765 28" x 6'8" 210" x 6'8" 3'0" x 6'8" | FCM765SL 12" x 6'8" 14" x 6'8" | FCM882SL 12" x 8'0" 14" x 8'0" | FC765 28" x 6'8" 210" x 6'8" 3'0" x 6'8" | FC770 28" x 6'8" 210" x 6'8" 3'0" x 6'8" | 81952P 28" x 8'0" 210" x 8'0" 3'0" x 8'0" | FC765SL 12" x 6'8" 14" x 6'8" | 81952PSL 12" x 8'0" 14" x 8'0" | S975 28" x 6'8" 210" x 6'8" 3'0" x 6'8" |

CRYSTALLINE™ ◆ ◆

| | | | | | | | | | |
|---------------------------------------------------------|---------------------------------------------------------|-------------------------------------------|-------------------------------------------|----------------------------------------------------------|--------------------------------------------|----------------------------------------------|---------------------------------------------------------|----------------------------------------------------------|-----------------------------------------------------------|
| | | | | | | | | | |
| Smooth | Smooth | Mahogany | Mahogany | Oak | Oak | | | | |
| S979 28" x 6'8" 210" x 6'8" 3'0" x 6'8" | S894 28" x 8'0" 210" x 8'0" 3'0" x 8'0" | S975SL 12" x 6'8" 14" x 6'8" | S894SL 12" x 8'0" 14" x 8'0" | FCM38 28" x 6'8" 210" x 6'8" 3'0" x 6'8" | FCM38SL 12" x 6'8" 14" x 6'8" | FCM8105SL 12" x 8'0" 14" x 8'0" | FC38 28" x 6'8" 210" x 6'8" 3'0" x 6'8" | FC772 28" x 6'8" 210" x 6'8" 3'0" x 6'8" | 81953P 28" x 8'0" 210" x 8'0" 3'0" x 8'0" |





CRYSTALLINE Continues on next page.

- No Stile Lines
- ☀ Low-E Glass (LE)
- 🐢 Turtle Glass
- ◆ Black Nickel Caming (1D)
- ◆◆ Brushed Nickel Caming (1C)
- ◆ Flat or Contour White Grilles Between Glass (GBGF / GBGC)
- ◆ Flat or Contour Black Grilles Between Glass (GBGF / GBGC)
- ◆ Flat Almond Grilles Between Glass (GBGF)
- ◆ Flat Bronze Grilles Between Glass (GBGF)
- ◆ Flat or Contour White Grilles Between Glass (GBGF / GBGC)
- ◆ Flat or Contour Black Grilles Between Glass (GBGF / GBGC)
- ◆ Flat Lite Frame
- ◆ Standard Lite Frame Available
- ◆ Scrolled & Flat Advanta Lite Frame
Not available for 2'4" and 2'6" doors or 10" sidelites.
- Vented Sidelite Options
- 6 WBDR Options
- 6 WBDR / HVHZ Options
- ⬆ Elevated 10" Bottom Rail Options
- ⬆ 6'6" Height Available

CRYSTALLINE™ ♦ ■ *Continued*

SEDONA ♦ ■

Fiber-Classic & Smooth-Star

| | | | |
|-----------------------------------------------------------------------------------|-----------------------------------------------------------------------------------|-----------------------------------------------------------------------------------|-----------------------------------------------------------------------------------|
|  |  |  |  |
| Oak | Smooth | Smooth | Smooth |
| FC38SL 12" x 6'8" 14" x 6'8" | 81953PSL 12" x 8'0" 14" x 8'0" | S977 2'8" x 6'8" 2'10" x 6'8" 3'0" x 6'8" | S981 2'8" x 6'8" 2'10" x 6'8" 3'0" x 6'8" |
| S888 2'8" x 8'0" 2'10" x 8'0" 3'0" x 8'0" | S758SL 12" x 6'8" 14" x 6'8" | S888SL 12" x 8'0" 14" x 8'0" | |

| | |
|------------------------------------------------------------------------------------|-------------------------------------------------------------------------------------|
|  |  |
| Mahogany | Mahogany |
| FCM131 2'8" x 6'8" 2'10" x 6'8" 3'0" x 6'8" | FCM131SL 12" x 6'8" 14" x 6'8" |
| | FCM883SL 12" x 8'0" 14" x 8'0" |

| | | | | | |
|------------------------------------------------------------------------------------|------------------------------------------------------------------------------------|------------------------------------------------------------------------------------|------------------------------------------------------------------------------------|-------------------------------------------------------------------------------------|--------------------------------------------------------------------------------------|
|  |  |  |  |  |  |
| Oak | Oak | Oak | Smooth | Smooth | Smooth |
| FC131 2'8" x 6'8" 2'10" x 6'8" 3'0" x 6'8" | FC773 2'8" x 6'8" 2'10" x 6'8" 3'0" x 6'8" | 81954P 2'8" x 8'0" 2'10" x 8'0" 3'0" x 8'0" | FC131SL 12" x 6'8" 14" x 6'8" | 81954PSL 12" x 8'0" 14" x 8'0" | S95 2'8" x 6'8" 2'10" x 6'8" 3'0" x 6'8" |
| | | | | | S91 2'8" x 6'8" 2'10" x 6'8" 3'0" x 6'8" |
| | | | | | S887 2'8" x 8'0" 2'10" x 8'0" 3'0" x 8'0" |
| | | | | | S91SL 12" x 6'8" 14" x 6'8" |
| | | | | | S887SL 12" x 8'0" 14" x 8'0" |

SALINAS. X

| | | | | | |
|-------------------------------------------------------------------------------------|-------------------------------------------------------------------------------------|-------------------------------------------------------------------------------------|-------------------------------------------------------------------------------------|--------------------------------------------------------------------------------------|---------------------------------------------------------------------------------------|
|  |  |  |  |  |  |
| Mahogany | Mahogany | Oak | Oak | Oak | Smooth |
| FCM115 2'8" x 6'8" 2'10" x 6'8" 3'0" x 6'8" | FCM115SL 12" x 6'8" 14" x 6'8" | FCM884SL 12" x 8'0" 14" x 8'0" | FC115 2'8" x 6'8" 2'10" x 6'8" 3'0" x 6'8" | FC775 2'8" x 6'8" 2'10" x 6'8" 3'0" x 6'8" | 81955P 2'8" x 8'0" 2'10" x 8'0" 3'0" x 8'0" |
| | | | | | FC115SL 12" x 6'8" 14" x 6'8" |
| | | | | | 81955PSL 12" x 8'0" 14" x 8'0" |
| | | | | | S6009 2'8" x 6'8" 2'10" x 6'8" 3'0" x 6'8" |

MAPLE PARK. ◆ ■ ■



Smooth

S6010

 2'8" x 6'8"
 2'10" x 6'8"
 3'0" x 6'8"

S895

 2'8" x 8'0"
 2'10" x 8'0"
 3'0" x 8'0"



Smooth

S6009SL

 12" x 6'8"
 14" x 6'8"

S895SL

 12" x 8'0"
 14" x 8'0"



Mahogany

FCM902

 2'8" x 6'8"
 2'10" x 6'8"
 3'0" x 6'8"



Mahogany

FCM902SL

 12" x 6'8"
 14" x 6'8"

FCM887SL

 12" x 8'0"
 14" x 8'0"



Oak

FC902

 2'8" x 6'8"
 2'10" x 6'8"
 3'0" x 6'8"



Oak

FC777

 2'8" x 6'8"
 2'10" x 6'8"
 3'0" x 6'8"

81957P

 2'8" x 8'0"
 2'10" x 8'0"
 3'0" x 8'0"

SARATOGA. ◆ ■ ■



Oak

FC902SL

 12" x 6'8"
 14" x 6'8"

81957PSL

 12" x 8'0"
 14" x 8'0"



Smooth

S6102

 2'8" x 6'8"
 2'10" x 6'8"
 3'0" x 6'8"



Smooth

S6103

 2'8" x 6'8"
 2'10" x 6'8"
 3'0" x 6'8"

S85898

 2'8" x 8'0"
 2'10" x 8'0"
 3'0" x 8'0"



Smooth

S6102SL

 12" x 6'8"
 14" x 6'8"

S85898SL

 12" x 8'0"
 14" x 8'0"



Mahogany

FCM907

 2'8" x 6'8"
 2'10" x 6'8"
 3'0" x 6'8"



Mahogany

FCM907SL

 12" x 6'8"
 14" x 6'8"

FCM889SL

 12" x 8'0"
 14" x 8'0"



Oak

FC907

 2'8" x 6'8"
 2'10" x 6'8"
 3'0" x 6'8"



Oak

FC776

 2'8" x 6'8"
 2'10" x 6'8"
 3'0" x 6'8"

81956P

 2'8" x 8'0"
 2'10" x 8'0"
 3'0" x 8'0"



Oak

FC907SL

 12" x 6'8"
 14" x 6'8"

81956PSL

 12" x 8'0"
 14" x 8'0"



Smooth

S6092

 2'8" x 6'8"
 2'10" x 6'8"
 3'0" x 6'8"



Smooth

S982

 2'8" x 6'8"
 2'10" x 6'8"
 3'0" x 6'8"

S891

 2'8" x 8'0"
 2'10" x 8'0"
 3'0" x 8'0"



Smooth

S6092SL

 12" x 6'8"
 14" x 6'8"

S891SL

 12" x 8'0"
 14" x 8'0"

- ◆ Black Nickel Caming (ID)
- ■ Brushed Nickel Caming (IC)
- ✗ Wrought Iron (IW)

- Scrolled & Flat Advanta Lite Frame
 Not available for 24" and 26" doors or 10" sidelites.

- WBDR Options
- WBDR / HVHZ Options

TEXAS STAR ◆ ◆



| | | | | | | | | | | | |
|------------------------------------------------------------------|--------------------------------------------------|---------------------------------------------------|-----------------------------------------------------------------|-----------------------------------------------------------------|------------------------------------------------------------------|-------------------------------------------------|--------------------------------------------------|-----------------------------------------------------------------|--|---------------|--|
| Mahogany | | Mahogany | | Oak | | Oak | | Oak | | Smooth | |
| FCM143 6 2'8" x 6'8" 2'10" x 6'8" 3'0" x 6'8" | FCM143SL 6 12" x 6'8" 14" x 6'8" | FCM8103SL 6 12" x 8'0" 14" x 8'0" | FC143 6 2'8" x 6'8" 2'10" x 6'8" 3'0" x 6'8" | FC778 6 2'8" x 6'8" 2'10" x 6'8" 3'0" x 6'8" | 81958P 6 2'8" x 8'0" 2'10" x 8'0" 3'0" x 8'0" | FC143SL 6 12" x 6'8" 14" x 6'8" | 81958PSL 6 12" x 8'0" 14" x 8'0" | S6071 6 2'8" x 6'8" 2'10" x 6'8" 3'0" x 6'8" | | | |

Fiber-Classic & Smooth-Star

WELLESLEY ◆ ◆ ◆

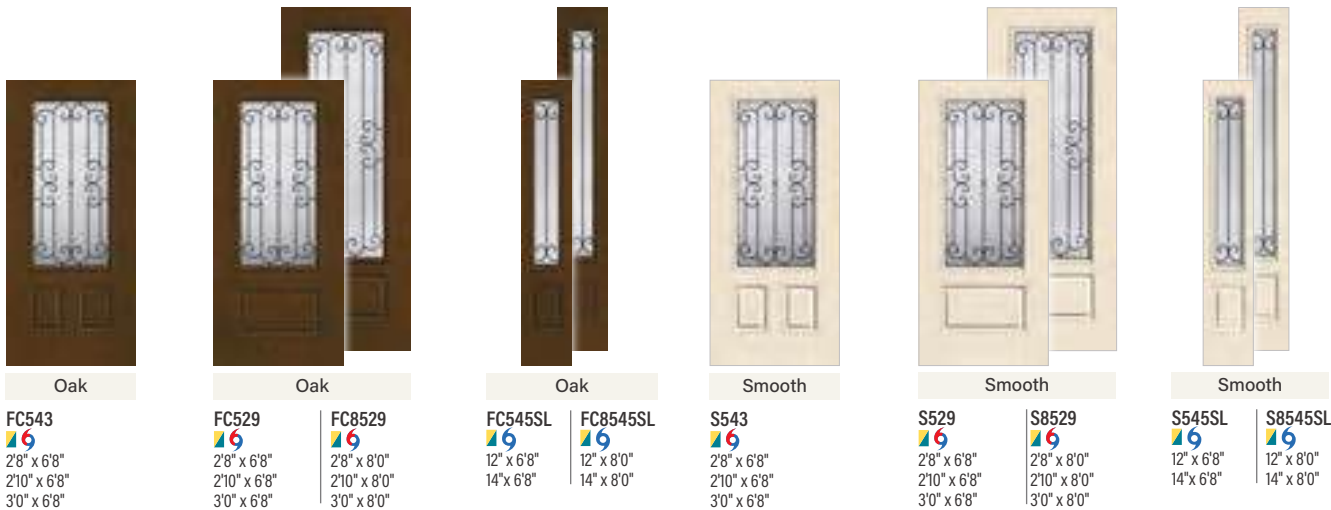


| | | | | | | | | | | | |
|-----------------------------------------------------------------|------------------------------------------------------------------|-------------------------------------------------|-------------------------------------------------|------------------------------------------------------------------|--------------------------------------------------|--------------------------------------------------|-----------------------------------------------------------------|-----------------------------------------------------------------|------------------------------------------------------------------|------------|--|
| Smooth | | Smooth | | Mahogany | | Mahogany | | Oak | | Oak | |
| S6072 6 2'8" x 6'8" 2'10" x 6'8" 3'0" x 6'8" | S85901 6 2'8" x 8'0" 2'10" x 8'0" 3'0" x 8'0" | S6071SL 6 12" x 6'8" 14" x 6'8" | 85901SL 6 12" x 8'0" 14" x 8'0" | FCM147 6 2'8" x 6'8" 2'10" x 6'8" 3'0" x 6'8" | FCM147SL 6 12" x 6'8" 14" x 6'8" | FCM885SL 6 12" x 8'0" 14" x 8'0" | FC147 6 2'8" x 6'8" 2'10" x 6'8" 3'0" x 6'8" | FC779 6 2'8" x 6'8" 2'10" x 6'8" 3'0" x 6'8" | 81959P 6 2'8" x 8'0" 2'10" x 8'0" 3'0" x 8'0" | | |

RISERVA X



| | | | | | | | | | | | | |
|-------------------------------------------------|--------------------------------------------------|-----------------------------------------------------------------|----------------------------------------------------------------|----------------------------------------------------------------|-------------------------------------------------|------------------------------------------------|------------------------------------------------------------------|-----------------|--|-----------------|--------------------------------------------------|---------------------------------------------------|
| Oak | | Smooth | | Smooth | | Smooth | | Mahogany | | Mahogany | | |
| FC147SL 6 12" x 6'8" 14" x 6'8" | 81959PSL 6 12" x 8'0" 14" x 8'0" | S6091 6 2'8" x 6'8" 2'10" x 6'8" 3'0" x 6'8" | S983 6 2'8" x 6'8" 2'10" x 6'8" 3'0" x 6'8" | S892 6 2'8" x 8'0" 2'10" x 8'0" 3'0" x 8'0" | S6091SL 6 12" x 6'8" 14" x 6'8" | S892SL 6 12" x 8'0" 14" x 8'0" | FCM543 6 2'8" x 6'8" 2'10" x 6'8" 3'0" x 6'8" | | | | FCM545SL 6 12" x 6'8" 14" x 6'8" | FCM8545SL 6 12" x 8'0" 14" x 8'0" |



CONCORDE™ ◆ ◆ ◆














KENSINGTON™ ◆ ◆ ◆



















KENSINGTON *Continues on next page.*

- ◆ Black Nickel Caming (1D)
- ◆ Scrolled & Flat Advanta Lite Frame
Not available for 24" and 26" doors or 10" sidelites.
- ◆ WBDOR Options
- ◆ Brushed Nickel Caming (1C)
- ◆ WBDOR Options
- ◆ Brass Caming (1A)
- ◆ Wrought Iron (1W)

| | | | |
|------------------------------------------------------------------------------------------------------------------------------------------------|----------------------------------------------------------------------------------------------------------------------------------|--------------------------------------------------------------------------------------------------------------------------------------------------|------------------------------------------------------------------------------------------------------------------------------------------------|
|  |  |  |  |
| Oak | Smooth | Smooth | Smooth |
| FC1442SL  12" x 6'8" 14" x 6'8" | 81961PSL  12" x 8'0" 14" x 8'0" | S20042  2'8" x 6'8" 2'10" x 6'8" 3'0" x 6'8" | S902  2'8" x 8'0" 2'10" x 8'0" 3'0" x 8'0" |
| S156  2'8" x 6'8" 2'10" x 6'8" 3'0" x 6'8" | S1442SL  12" x 6'8" 14" x 6'8" | S902SL  12" x 8'0" 14" x 8'0" | |

| | |
|-----------------------------------------------------------------------------------------------------------------------------------------------------|-------------------------------------------------------------------------------------------------------------------------------------|
|  |  |
| Mahogany | Mahogany |
| FCM6582  2'8" x 6'8" 2'10" x 6'8" 3'0" x 6'8" | FCM6580SL  12" x 6'8" 14" x 6'8" |
| FCM86580SL  12" x 8'0" 14" x 8'0" | |

| | | | | | | |
|----------------------------------------------------------------------------------------------------------------------------------------------------|----------------------------------------------------------------------------------------------------------------------------------------------------|-----------------------------------------------------------------------------------------------------------------------------------------------------|------------------------------------------------------------------------------------------------------------------------------------|------------------------------------------------------------------------------------------------------------------------------------------------------|---------------------------------------------------------------------------------------------------------------------------------------------------|----------------------------------------------------------------------------------------------------------------------------------------------------|
|  |  |  |  |  |  | |
| Oak | Oak | Oak | Smooth | Smooth | Smooth | |
| FC6582  2'8" x 6'8" 2'10" x 6'8" 3'0" x 6'8" | FC6580  2'8" x 6'8" 2'10" x 6'8" 3'0" x 6'8" | FC86580  2'8" x 8'0" 2'10" x 8'0" 3'0" x 8'0" | FC6580SL  12" x 6'8" 14" x 6'8" | FC86580SL  12" x 8'0" 14" x 8'0" | S6582  2'8" x 6'8" 2'10" x 6'8" 3'0" x 6'8" | S6580  2'8" x 6'8" 2'10" x 6'8" 3'0" x 6'8" |
| | | | | S86580  2'8" x 8'0" 2'10" x 8'0" 3'0" x 8'0" | S6580SL  12" x 6'8" 14" x 6'8" | |
| | | | | | S86580SL  12" x 8'0" 14" x 8'0" | |


AXIS. 


| | | | | | |
|-----------------------------------------------------------------------------------------------------------------------------------------------------|-------------------------------------------------------------------------------------------------------------------------------------|--------------------------------------------------------------------------------------------------------------------------------------|----------------------------------------------------------------------------------------------------------------------------------------------------|----------------------------------------------------------------------------------------------------------------------------------------------------|-----------------------------------------------------------------------------------------------------------------------------------------------------|
|  |  |  |  |  |  |
| Mahogany | Mahogany | Oak | Oak | Oak | Smooth |
| FCM1647  2'8" x 6'8" 2'10" x 6'8" 3'0" x 6'8" | FCM1646SL  12" x 6'8" 14" x 6'8" | FCM81646SL  12" x 8'0" 14" x 8'0" | FC1647  2'8" x 6'8" 2'10" x 6'8" 3'0" x 6'8" | FC1646  2'8" x 6'8" 2'10" x 6'8" 3'0" x 6'8" | FC81646  2'8" x 8'0" 2'10" x 8'0" 3'0" x 8'0" |
| | | | | FC1646SL  12" x 6'8" 14" x 6'8" | FC81646SL  12" x 8'0" 14" x 8'0" |
| | | | | | S1647  2'8" x 6'8" 2'10" x 6'8" 3'0" x 6'8" |

CALIX ◆ ◆ ◆ ◆



Smooth

S1646

 2'8" x 6'8"
 2'10" x 6'8"
 3'0" x 6'8"

S81646

 2'8" x 8'0"
 2'10" x 8'0"
 3'0" x 8'0"



Smooth

S1646SL

 12" x 6'8"
 14" x 6'8"

S81646SL

 12" x 8'0"
 14" x 8'0"



Mahogany

FCM389

 2'8" x 6'8"
 2'10" x 6'8"
 3'0" x 6'8"



Mahogany

FCM4521SL


 12" x 6'8"
 14" x 6'8"

FCM84521SL

 12" x 8'0"
 14" x 8'0"



Oak

FC389

 2'8" x 6'8"
 2'10" x 6'8"
 3'0" x 6'8"



Oak

FC4521

 2'8" x 6'8"
 2'10" x 6'8"
 3'0" x 6'8"

FC84521

 2'8" x 8'0"
 2'10" x 8'0"
 3'0" x 8'0"

LATITUDE ◆ ◆ ◆ ◆



Oak

FC4521SL

 12" x 6'8"
 14" x 6'8"

FC84521SL


 12" x 8'0"
 14" x 8'0"



Smooth

S389


 2'8" x 6'8"
 2'10" x 6'8"
 3'0" x 6'8"



Smooth

S4521

 2'8" x 6'8"
 2'10" x 6'8"
 3'0" x 6'8"

S84521

 2'8" x 8'0"
 2'10" x 8'0"
 3'0" x 8'0"



Smooth

S4521SL


 12" x 6'8"
 14" x 6'8"


S84521SL

 12" x 8'0"
 14" x 8'0"



Mahogany

FCM476

 2'8" x 6'8"
 2'10" x 6'8"
 3'0" x 6'8"



Mahogany

FCM4525SL

 12" x 6'8"
 14" x 6'8"

FCM84525SL

 12" x 8'0"
 14" x 8'0"



Oak

FC476

 2'8" x 6'8"
 2'10" x 6'8"
 3'0" x 6'8"



Oak

FC4525

 2'8" x 6'8"
 2'10" x 6'8"
 3'0" x 6'8"

FC84525

 2'8" x 8'0"
 2'10" x 8'0"
 3'0" x 8'0"



Oak

FC4525SL

 12" x 6'8"
 14" x 6'8"

FC84525SL


 12" x 8'0"
 14" x 8'0"




Smooth

S476

 2'8" x 6'8"
 2'10" x 6'8"
 3'0" x 6'8"



Smooth

S4525

 2'8" x 6'8"
 2'10" x 6'8"
 3'0" x 6'8"

S84525

 2'8" x 8'0"
 2'10" x 8'0"
 3'0" x 8'0"



Smooth

S4525SL

 12" x 6'8"
 14" x 6'8"

S84525SL

 12" x 8'0"
 14" x 8'0"

- ◆ Black Nickel Caming (1D)
- Brushed Nickel Caming (1C)
- ◆ Brass Caming (1A)

- ◆ Scrolled & Flat Advanta Lite Frame
 Not available for 2'4" and 2'6" doors or 10" sidelites.
- ◆ WBDOR Options

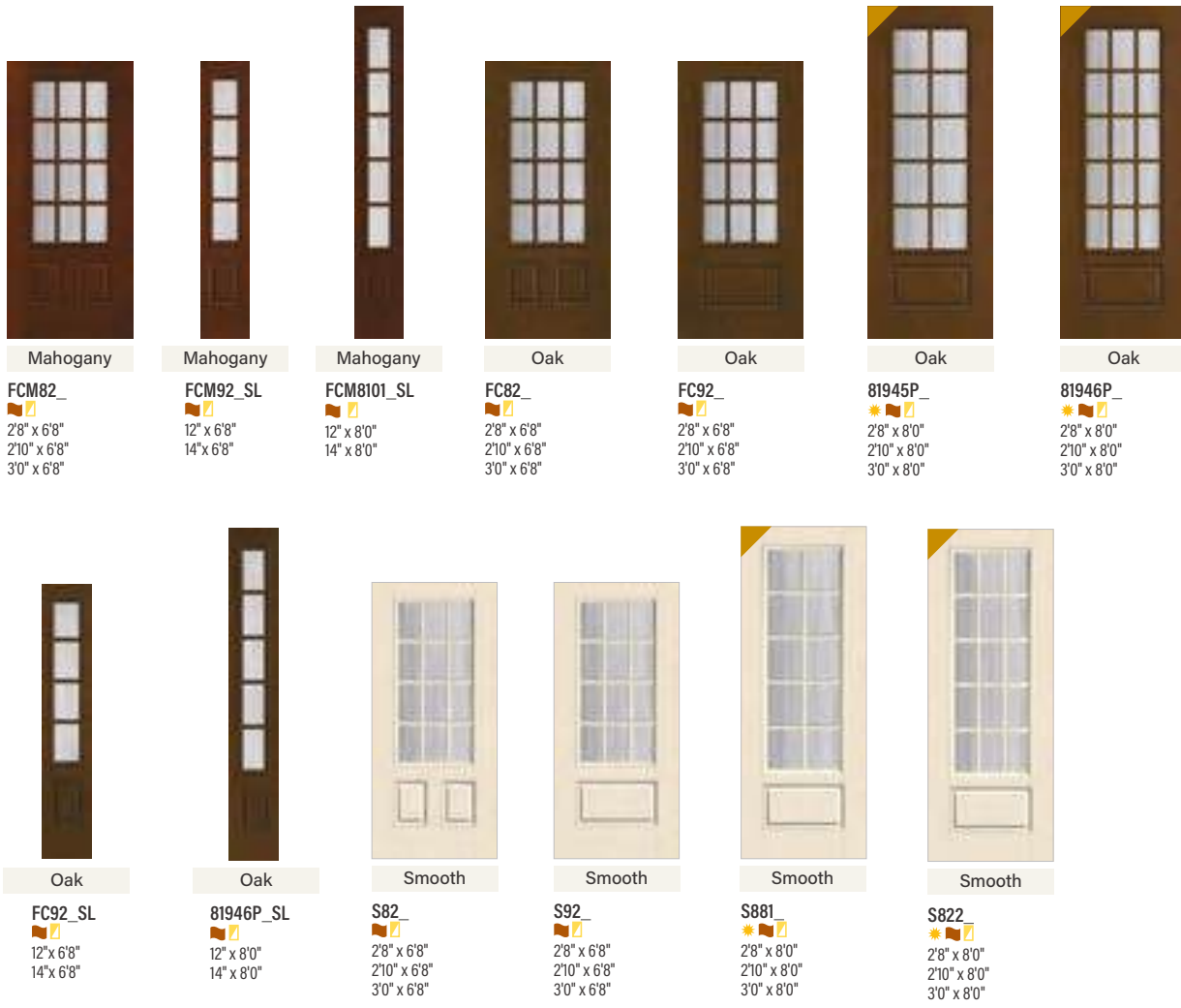




| | | | | |
|------------------------------------------------------------------------------|--------------------------------------------------------------------------------------------|------------------------------------------------------------------------|----------------------------------------------------------------------------------------------|--------------------------------------------------------------------------|
| <p>Mahogany</p> <p>FCM84527SL</p> <p>12" x 8'0"</p> <p>14" x 8'0"</p> | <p>Oak</p> <p>FC84527</p> <p>2'8" x 8'0"</p> <p>2'10" x 8'0"</p> <p>3'0" x 8'0"</p> | <p>Oak</p> <p>FC84527SL</p> <p>12" x 8'0"</p> <p>14" x 8'0"</p> | <p>Smooth</p> <p>S84527</p> <p>2'8" x 8'0"</p> <p>2'10" x 8'0"</p> <p>3'0" x 8'0"</p> | <p>Smooth</p> <p>S84527SL</p> <p>12" x 8'0"</p> <p>14" x 8'0"</p> |
|------------------------------------------------------------------------------|--------------------------------------------------------------------------------------------|------------------------------------------------------------------------|----------------------------------------------------------------------------------------------|--------------------------------------------------------------------------|

PRIVACY & TEXTURED GLASS WITH DIVIDED LITES

NEW Triple-pane Low-E clear and privacy glass options to meet ENERGY STAR® requirements in all 50 states indicated in gold.









| | | | | | | |
|------------------------------------------------------------------------------------------------|----------------------------------------------------------------------------|--------------------------------------------------------------------------------------------|--------------------------------------------------------------------------------------------|---------------------------------------------------------------------------------------------|---------------------------------------------------------------------------------------------|--------------------------------------------------------------------------------------------|
| <p>Mahogany</p> <p>FCM82_</p> <p>2'8" x 6'8"</p> <p>2'10" x 6'8"</p> <p>3'0" x 6'8"</p> | <p>Mahogany</p> <p>FCM92_SL</p> <p>12" x 6'8"</p> <p>14" x 6'8"</p> | <p>Mahogany</p> <p>FCM8101_SL</p> <p>12" x 8'0"</p> <p>14" x 8'0"</p> | <p>Oak</p> <p>FC82_</p> <p>2'8" x 6'8"</p> <p>2'10" x 6'8"</p> <p>3'0" x 6'8"</p> | <p>Oak</p> <p>FC92_</p> <p>2'8" x 6'8"</p> <p>2'10" x 6'8"</p> <p>3'0" x 6'8"</p> | <p>Oak</p> <p>81945P_</p> <p>2'8" x 8'0"</p> <p>2'10" x 8'0"</p> <p>3'0" x 8'0"</p> | <p>Oak</p> <p>81946P_</p> <p>2'8" x 8'0"</p> <p>2'10" x 8'0"</p> <p>3'0" x 8'0"</p> |
| <p>Oak</p> <p>FC92_SL</p> <p>12" x 6'8"</p> <p>14" x 6'8"</p> | <p>Oak</p> <p>81946P_SL</p> <p>12" x 8'0"</p> <p>14" x 8'0"</p> | <p>Smooth</p> <p>S82_</p> <p>2'8" x 6'8"</p> <p>2'10" x 6'8"</p> <p>3'0" x 6'8"</p> | <p>Smooth</p> <p>S92_</p> <p>2'8" x 6'8"</p> <p>2'10" x 6'8"</p> <p>3'0" x 6'8"</p> | <p>Smooth</p> <p>S881_</p> <p>2'8" x 8'0"</p> <p>2'10" x 8'0"</p> <p>3'0" x 8'0"</p> | <p>Smooth</p> <p>S822_</p> <p>2'8" x 8'0"</p> <p>2'10" x 8'0"</p> <p>3'0" x 8'0"</p> | |

Privacy & Textured Glass Options

Add the code to the blank in the style number for the desired door and glass combination. For details on glass options, see page 111.

XK = Reeded **XC = Chord** **XR = Rainglass**
XE = Satin Etch **XJ = Chinchilla** **XN = Granite**

PRIVACY & TEXTURED GLASS

| | | | | | |
|-----------------------------------------------------------------------------------|-----------------------------------------------------------------------------------|-----------------------------------------------------------------------------------|-----------------------------------------------------------------------------------|------------------------------------------------------------------------------------|-------------------------------------------------------------------------------------|
|  |  |  |  |  |  |
| Smooth | Smooth | Mahogany | Mahogany | Oak | Oak |
| S82_SL 🏠 🗨️ 12" x 6'8" 14" x 6'8" | S881_SL 🏠 🗨️ 12" x 8'0" 14" x 8'0" | FCM32_ 🗨️ 🗨️ 2'8" x 6'8" 2'10" x 6'8" 3'0" x 6'8" | FCM32_SL 🗨️ 🗨️ 12" x 6'8" 14" x 6'8" | FCM881_SL 🗨️ 🗨️ 12" x 8'0" 14" x 8'0" | FC32_ 🗨️ 🗨️ 2'8" x 6'8" 2'10" x 6'8" 3'0" x 6'8" |
| | | FC766_ 🗨️ 🗨️ 2'8" x 6'8" 2'10" x 6'8" 3'0" x 6'8" | | | 81943P_ 🌟 🗨️ 🗨️ 2'8" x 8'0" 2'10" x 8'0" 3'0" x 8'0" |

INTERNAL BLINDS

| | | | | | |
|------------------------------------------------------------------------------------|------------------------------------------------------------------------------------|------------------------------------------------------------------------------------|------------------------------------------------------------------------------------|--------------------------------------------------------------------------------------|--------------------------------------------------------------------------------------|
|  |  |  |  |  |  |
| Oak | Smooth | Smooth | Smooth | Mahogany | Mahogany |
| FC32_SL 🗨️ 🗨️ 12" x 6'8" 14" x 6'8" | 81943P_SL 🗨️ 🗨️ 12" x 8'0" 14" x 8'0" | S80_ 🗨️ 🗨️ 2'8" x 6'8" 2'10" x 6'8" 3'0" x 6'8" | S90_ 🗨️ 🗨️ 2'8" x 6'8" 2'10" x 6'8" 3'0" x 6'8" | S880_ 🌟 🗨️ 🗨️ 2'8" x 8'0" 2'10" x 8'0" 3'0" x 8'0" | S751_SL 🗨️ 🗨️ 12" x 6'8" 14" x 6'8" |
| | | | | | S880_SL 🗨️ 🗨️ 12" x 8'0" 14" x 8'0" |
| | | | | FCM5425 🌟 🗨️ 🗨️ 2'8" x 6'8" 2'10" x 6'8" 3'0" x 6'8" | FCM5425SL 🌟 🗨️ 🗨️ 12" x 6'8" 14" x 6'8" |
| | | | | | FCM8110SL 🌟 🗨️ 🗨️ 12" x 8'0" 14" x 8'0" |

| | | | | | |
|-------------------------------------------------------------------------------------|-------------------------------------------------------------------------------------|-------------------------------------------------------------------------------------|-------------------------------------------------------------------------------------|---------------------------------------------------------------------------------------|---------------------------------------------------------------------------------------|
|  |  |  |  |  |  |
| Oak | Oak | Oak | Smooth | Smooth | Smooth |
| FC5425 🌟 🗨️ 🗨️ 2'8" x 6'8" 2'10" x 6'8" 3'0" x 6'8" | 1964P 🌟 🗨️ 🗨️ 2'8" x 6'8" 2'10" x 6'8" 3'0" x 6'8" | 81964P 🌟 🗨️ 🗨️ 2'8" x 8'0" 2'10" x 8'0" 3'0" x 8'0" | FC5425SL 🌟 🗨️ 🗨️ 12" x 6'8" 14" x 6'8" | 81964PSL 🌟 🗨️ 🗨️ 12" x 8'0" 14" x 8'0" | S5425 🌟 🗨️ 🗨️ 2'8" x 6'8" 2'10" x 6'8" 3'0" x 6'8" |
| | | | | | S682 🌟 🗨️ 🗨️ 2'8" x 6'8" 2'10" x 6'8" 3'0" x 6'8" |
| | | | | | S8682 🌟 🗨️ 🗨️ 2'8" x 8'0" 2'10" x 8'0" 3'0" x 8'0" |
| | | | | | S5425SL 🌟 🗨️ 🗨️ 12" x 6'8" 14" x 6'8" |
| | | | | | S8682SL 🌟 🗨️ 🗨️ 12" x 8'0" 14" x 8'0" |

-  **Low-E Glass (LE)**
-  **Simulated Divided Lites (SDL)**
-  **Flat Lite Frame**

-  **Scrolled & Flat Advanta Lite Frame**
Not available for 24" and 2'6" doors or 10" sidelites.
-  **Scrolled Advanta Lite Frame**
Not available for 24" and 2'6" doors or 10" sidelites.


-  **Standard Lite Frame Available**
-  **WBDR Options**
-  **WBDR / HVHZ Options**

CLEAR GLASS WITH DIVIDED LITES

NEW

Triple-pane Low-E clear and privacy glass options to meet ENERGY STAR® requirements in all 50 states indicated in gold.

Fiber-Classic & Smooth-Star



Mahogany

FCM2106

28" x 68"
210" x 68"
30" x 68"



Mahogany

FCM2107


28" x 68"
210" x 68"
30" x 68"



Mahogany

FCM2108

28" x 68"
210" x 68"
30" x 68"



Mahogany

FCM82

28" x 68"
210" x 68"
30" x 68"



Mahogany

FCM1089SL

12" x 68"
14" x 68"



Mahogany

FCM8311SL

12" x 80"
14" x 80"

FCM2101SL

12" x 68"
14" x 68"

FCM8313SL

12" x 80"
14" x 80"



Mahogany

FCM92SL

12" x 68"
14" x 68"



Mahogany

FCM8310SL

12" x 80"
14" x 80"



Mahogany

FCM8101SL

12" x 80"
14" x 80"



Mahogany

FCM81900SL

12" x 80"
14" x 80"



Mahogany

FCM81947SL

12" x 80"
14" x 80"



Mahogany

FCM81949SL

12" x 80"
14" x 80"



Mahogany

FCM1402

28" x 68"
210" x 68"
30" x 68"

FCM1400SL

12" x 80"
14" x 80"

FCM81944SL

12" x 80"
14" x 80"



Oak

FC2106

28" x 68"
210" x 68"
30" x 68"



Oak

FC2107


28" x 68"
210" x 68"
30" x 68"



Oak

FC2108

28" x 68"
210" x 68"
30" x 68"



Oak

FC82

28" x 68"
210" x 68"
30" x 68"



Oak

FC1089

28" x 68"
210" x 68"
30" x 68"

FC8311

28" x 80"
210" x 80"
30" x 80"



Oak

FC2101

28" x 68"
210" x 68"
30" x 68"

FC8313

28" x 80"
210" x 80"
30" x 80"



Oak

FC2102

 2'8" x 6'8"
 2'10" x 6'8"
 3'0" x 6'8"

FC8316

 2'8" x 8'0"
 2'10" x 8'0"
 3'0" x 8'0"



Oak

81945P

 2'8" x 8'0"
 2'10" x 8'0"
 3'0" x 8'0"



Oak

FC92

 2'8" x 6'8"
 2'10" x 6'8"
 3'0" x 6'8"

FC8310

 2'8" x 8'0"
 2'10" x 8'0"
 3'0" x 8'0"



Oak

81946P

 2'8" x 8'0"
 2'10" x 8'0"
 3'0" x 8'0"



Oak

FC1089SL

 12" x 6'8"
 14" x 6'8"

FC8311SL

 12" x 8'0"
 14" x 8'0"



Oak

FC2101SL

 12" x 6'8"
 14" x 6'8"

FC8313SL

 12" x 8'0"
 14" x 8'0"



Oak

FC92SL

 12" x 6'8"
 14" x 6'8"

FC8310SL

 12" x 8'0"
 14" x 8'0"



Oak

81946PSL

 12" x 8'0"
 14" x 8'0"



Oak

81900PSL

 12" x 8'0"
 14" x 8'0"



Oak

81947PSL

 12" x 8'0"
 14" x 8'0"



Oak

81949PSL

 12" x 8'0"
 14" x 8'0"



Oak

FC1402

 2'8" x 6'8"
 2'10" x 6'8"
 3'0" x 6'8"



Oak

FC1400

 2'8" x 6'8"
 2'10" x 6'8"
 3'0" x 6'8"

81944P

 2'8" x 8'0"
 2'10" x 8'0"
 3'0" x 8'0"



Oak

FC1400SL

 12" x 6'8"
 14" x 6'8"

81944PSL

 12" x 8'0"
 14" x 8'0"



Smooth

S2106

 2'8" x 6'8"
 2'10" x 6'8"
 3'0" x 6'8"



Smooth

S2107

 2'8" x 6'8"
 2'10" x 6'8"
 3'0" x 6'8"



Smooth

S2108

 2'8" x 6'8"
 2'10" x 6'8"
 3'0" x 6'8"



Smooth

S82

 2'8" x 6'8"
 2'10" x 6'8"
 3'0" x 6'8"



Smooth

S1089

 2'8" x 6'8"
 2'10" x 6'8"
 3'0" x 6'8"

S8311

 2'8" x 8'0"
 2'10" x 8'0"
 3'0" x 8'0"

CLEAR GLASS WITH DIVIDED LITES *Continues on next page.*

- Low-E Glass (LE)
- Simulated Divided Lites (SDL)
- Flat or Contour White Grilles Between Glass (GBGF / GBGC)

- Flat Almond Grilles Between Glass (GBGF)
- Flat Bronze Grilles Between Glass (GBGF)

- Flat or Contour Black Grilles Between Glass (GBGF / GBGC)
- Scrolled & Flat Advanta Lite Frame Not available for 2'4" and 2'6" doors or 10" sidelites.

- Scrolled Advanta Lite Frame Not available for 2'4" and 2'6" doors or 10" sidelites.
- Standard Lite Frame Available
- WBDR Options

- WBDR / HVHZ Options

NEW

Triple-pane Low-E clear and privacy glass options to meet ENERGY STAR® requirements in all 50 states indicated in gold.

Fiber-Classic & Smooth-Star



| | | | | | | | |
|----------------------------------------------------------------------|----------------------------------------------------------------------|----------------------------------------------------------------------|----------------------------------------------------------------------|---------------------------------------------------------------------|--------------------------------------------------------------------|----------------------------------------------------------------------|---------------------------------------------------------------------|
| Smooth | | Smooth | | Smooth | Smooth | Smooth | Smooth |
| S2101 ★♦♦♦♦♦ 2'8" x 6'8" 2'10" x 6'8" 3'0" x 6'8" | S8313 ★♦♦♦♦♦ 2'8" x 8'0" 2'10" x 8'0" 3'0" x 8'0" | S2102 ★♦♦♦♦♦ 2'8" x 6'8" 2'10" x 6'8" 3'0" x 6'8" | S8316 ★♦♦♦♦♦ 2'8" x 8'0" 2'10" x 8'0" 3'0" x 8'0" | S881 ★♦♦♦♦♦ 2'8" x 8'0" 2'10" x 8'0" 3'0" x 8'0" | S92 ★♦♦♦♦♦ 2'8" x 6'8" 2'10" x 6'8" 3'0" x 6'8" | S8310 ★♦♦♦♦♦ 2'8" x 8'0" 2'10" x 8'0" 3'0" x 8'0" | S882 ★♦♦♦♦♦ 2'8" x 8'0" 2'10" x 8'0" 3'0" x 8'0" |



| | | | | | | | | | |
|------------------------------------------------------|------------------------------------------------------|------------------------------------------------------|------------------------------------------------------|----------------------------------------------------|------------------------------------------------------|-----------------------------------------------------|------------------------------------------------------|------------------------------------------------------|------------------------------------------------------|
| Smooth | | Smooth | | Smooth | | Smooth | Smooth | Smooth | Smooth |
| S1089SL ★♦♦♦♦♦ 12" x 6'8" 14" x 6'8" | S8311SL ★♦♦♦♦♦ 12" x 8'0" 14" x 8'0" | S2101SL ★♦♦♦♦♦ 12" x 6'8" 14" x 6'8" | S8313SL ★♦♦♦♦♦ 12" x 8'0" 14" x 8'0" | S82SL ★♦♦♦♦♦ 12" x 6'8" 14" x 6'8" | S8310SL ★♦♦♦♦♦ 12" x 8'0" 14" x 8'0" | S881SL ★♦♦♦♦♦ 12" x 8'0" 14" x 8'0" | S8207SL ★♦♦♦♦♦ 12" x 8'0" 14" x 8'0" | S8202SL ★♦♦♦♦♦ 12" x 8'0" 14" x 8'0" | S8204SL ★♦♦♦♦♦ 12" x 8'0" 14" x 8'0" |




| | | | | | |
|----------------------------------------------------------------------|----------------------------------------------------------------------|---------------------------------------------------------------------|------------------------------------------------------|-----------------------------------------------------|--|
| Smooth | | Smooth | | Smooth | |
| S1402 ★♦♦♦♦♦ 2'8" x 6'8" 2'10" x 6'8" 3'0" x 6'8" | S1400 ★♦♦♦♦♦ 2'8" x 6'8" 2'10" x 6'8" 3'0" x 6'8" | S898 ★♦♦♦♦♦ 2'8" x 8'0" 2'10" x 8'0" 3'0" x 8'0" | S1400SL ★♦♦♦♦♦ 12" x 6'8" 14" x 6'8" | S898SL ★♦♦♦♦♦ 12" x 8'0" 14" x 8'0" | |

CLEAR GLASS



| | | | |
|----------------------------------------------------------------------|------------------------------------------------------|-------------------------------------------------------|--|
| Mahogany | | Mahogany | |
| FCM32 ★♦♦♦♦♦ 2'8" x 6'8" 2'10" x 6'8" 3'0" x 6'8" | FCM32SL ★♦♦♦♦♦ 12" x 6'8" 14" x 6'8" | FCM881SL ★♦♦♦♦♦ 12" x 8'0" 14" x 8'0" | |

Note: See page 277 for important product details that may help with your purchase decision.



- ☀️ Low-E Glass (LE)
- 🐢 Turtle Glass
- 🏠 Simulated Divided Lites (SDL)
- 🔹 Flat or Contour White Grilles Between Glass (GBGF / GBGC)
- 🔸 Flat Almond Grilles Between Glass (GBGF)
- 🔹 Flat Bronze Grilles Between Glass (GBGF)
- 🔸 Flat or Contour Black Grilles Between Glass (GBGF / GBGC)
- 🔹 Fixed Grilles (FXG)
- 🏠 Flat Lite Frame
- 🔸 Scrolled & Flat Advanta Lite Frame Not available for 24" and 2'6" doors or 10" sidelites.
- 🔸 Scrolled Advanta Lite Frame Not available for 24" and 2'6" doors or 10" sidelites.
- 🏠 Standard Lite Frame Available
- 🏠 WBDROptions
- 🏠 WBDROptions

Oval Lites


Note: Product images show exterior side of door.

Fiber-Classic & Smooth-Star



TRANSOMS

For transoms, see page 201.




BLACKSTONE. ◆ ◆



Mahogany

FCM110

28" x 6'8"
210" x 6'8"
30" x 6'8"



Mahogany

FCM164

28" x 6'8"
210" x 6'8"
30" x 6'8"



Oak

FC714

28" x 6'8"
210" x 6'8"
30" x 6'8"



Oak

FC164

28" x 6'8"
210" x 6'8"
30" x 6'8"



Oak

FC794

28" x 6'8"
210" x 6'8"
30" x 6'8"



Smooth

S771

28" x 6'8"
210" x 6'8"
30" x 6'8"



Smooth

S6085

28" x 6'8"
210" x 6'8"
30" x 6'8"

WELLESLEY.™ ◆ ◆ ◆



Smooth

S997

28" x 6'8"
210" x 6'8"
30" x 6'8"



Mahogany

FCM106

28" x 6'8"
210" x 6'8"
30" x 6'8"



Mahogany

FCM163

28" x 6'8"
210" x 6'8"
30" x 6'8"



Oak

FC713

28" x 6'8"
210" x 6'8"
30" x 6'8"



Oak

FC163

28" x 6'8"
210" x 6'8"
30" x 6'8"



Oak

FC796

28" x 6'8"
210" x 6'8"
30" x 6'8"

Note: See page 277 for important product details that may help with your purchase decision.

CONCORDE™ ◆ ◆ ◆



Smooth

S774

2'8" x 6'8"
2'10" x 6'8"
3'0" x 6'8"



Smooth

S6082

2'8" x 6'8"
2'10" x 6'8"
3'0" x 6'8"



Smooth

S999

2'8" x 6'8"
2'10" x 6'8"
3'0" x 6'8"



Mahogany

FCM916

2'8" x 6'8"
2'10" x 6'8"
3'0" x 6'8"



Mahogany

FCM915

2'8" x 6'8"
2'10" x 6'8"
3'0" x 6'8"



Oak

FC916

2'8" x 6'8"
2'10" x 6'8"
3'0" x 6'8"



Oak

FC915

2'8" x 6'8"
2'10" x 6'8"
3'0" x 6'8"

KENSINGTON™ ◆ ◆ ◆



Oak

FC797

2'8" x 6'8"
2'10" x 6'8"
3'0" x 6'8"



Smooth

S773

2'8" x 6'8"
2'10" x 6'8"
3'0" x 6'8"



Smooth

S6084

2'8" x 6'8"
2'10" x 6'8"
3'0" x 6'8"



Smooth

S1000

2'8" x 6'8"
2'10" x 6'8"
3'0" x 6'8"



Mahogany

FCM151

2'8" x 6'8"
2'10" x 6'8"
3'0" x 6'8"



Mahogany

FCM789

2'8" x 6'8"
2'10" x 6'8"
3'0" x 6'8"



Oak

FC709

2'8" x 6'8"
2'10" x 6'8"
3'0" x 6'8"

PEMBRIDGE™ ◆ ◆ ◆



Oak

FC151

2'8" x 6'8"
2'10" x 6'8"
3'0" x 6'8"



Oak

FC798

2'8" x 6'8"
2'10" x 6'8"
3'0" x 6'8"



Smooth

S709

2'8" x 6'8"
2'10" x 6'8"
3'0" x 6'8"



Smooth

S163

2'8" x 6'8"
2'10" x 6'8"
3'0" x 6'8"



Smooth

S1001

2'8" x 6'8"
2'10" x 6'8"
3'0" x 6'8"



Mahogany

FCM6577

2'8" x 6'8"
2'10" x 6'8"
3'0" x 6'8"



Mahogany

FCM6575

2'8" x 6'8"
2'10" x 6'8"
3'0" x 6'8"




PEMBRIDGE *Continues on next page.*

- ◆ Black Nickel Caming (1D)
- ◆◆ Brushed Nickel Caming (1C)
- ◆◆◆ Brass Caming (1A)

◆ Scrolled Advanta Lite Frame
Not available for 2'4" and 2'6" doors or 10" sidelites.



Oak

FC6577
  
 2'8" x 6'8"
 2'10" x 6'8"
 3'0" x 6'8"



Oak

FC06575
  
 2'8" x 6'8"
 2'10" x 6'8"
 3'0" x 6'8"



Oak

FC6576
  
 2'8" x 6'8"
 2'10" x 6'8"
 3'0" x 6'8"



Smooth

S6577
  
 2'8" x 6'8"
 2'10" x 6'8"
 3'0" x 6'8"



Smooth

S6575
  
 2'8" x 6'8"
 2'10" x 6'8"
 3'0" x 6'8"



Smooth

S6576
  
 2'8" x 6'8"
 2'10" x 6'8"
 3'0" x 6'8"

CLEAR GLASS




Mahogany

FCM80
  
 2'8" x 6'8"
 2'10" x 6'8"
 3'0" x 6'8"



Mahogany

FCM160
  
 2'8" x 6'8"
 2'10" x 6'8"
 3'0" x 6'8"



Oak

FC710
  
 2'8" x 6'8"
 2'10" x 6'8"
 3'0" x 6'8"



Oak

FC160
  
 2'8" x 6'8"
 2'10" x 6'8"
 3'0" x 6'8"



Oak

FC789
  
 2'8" x 6'8"
 2'10" x 6'8"
 3'0" x 6'8"



Smooth

S770
  
 2'8" x 6'8"
 2'10" x 6'8"
 3'0" x 6'8"



Smooth

S6080
  
 2'8" x 6'8"
 2'10" x 6'8"
 3'0" x 6'8"



Smooth

S992
  
 2'8" x 6'8"
 2'10" x 6'8"
 3'0" x 6'8"



*Not available with Advanta lite frame.

Note: See page 277 for important product details that may help with your purchase decision.

Bottom: Smooth-Star, Pembridge Glass, Door S6576

Right Page: Fiber-Classic Mahogany Collection, Salinas Glass, Door - FCM114, Sidelites - FCM814SL, Transom - SART, Finish - Raven








TRANSOMS

For transoms, see page 201.



BLACKSTONE. ◆ ◆

| | | | | | | | | | | | | | |
|------------------------------------------------------------------------------------------------|------------------------------------------------------------|-------------------------------------------------------------------------------------|------------------------------------------------------------|-------------------------------------------------------------------------------------|-----------------------------------------------------------|------------------------------------------------------------------------------------------------|-----------------------------------------------------------|---------------------------------------------------------------------------------------|------------------------------------------|---------------------------------------------------------------------------------------|--|--------------------------------------------------------------------------------------|--|
|  | |  | |  | |  | |  | |  | |  | |
| Mahogany | | Mahogany | | Mahogany | | Mahogany | | Oak | | Oak | | Oak | |
| FCM109 6 2'8" x 6'8" 2'10" x 6'8" 3'0" x 6'8" | FCM863 6 2'8" x 8'0" 2'10" x 8'0" 3'0" x 8'0" | FCM6032 6 2'8" x 6'8" 2'10" x 6'8" 3'0" x 6'8" | FCM6052 6 2'8" x 6'8" 2'10" x 6'8" 3'0" x 6'8" | FCM109SL 6 12" x 6'8" 14" x 6'8" | FCM863SL 6 12" x 8'0" 14" x 8'0" | FC109 6E 2'6" x 6'8"* 2'8" x 6'8" (7'0") 2'10" x 6'8" (7'0") 3'0" x 6'8" (7'0") | 81933P 6 2'8" x 8'0" 2'10" x 8'0" 3'0" x 8'0" | 81975P 6 2'8" x 8'0" 2'10" x 8'0" 3'0" x 8'0" | FC109SL 6 12" x 6'8" 14" x 6'8" | 81933PSL 6 12" x 8'0" 14" x 8'0" | | | |
|  | |  | |  | |  | |  | |  | | | |
| Smooth | | Smooth | | Smooth | | Smooth | | Smooth | | Smooth | | | |
| S6000 6E 2'6" x 6'8"* 2'8" x 6'8" (7'0") 2'10" x 6'8" (7'0") 3'0" x 6'8" (7'0") | S81933P 6 2'8" x 8'0" 2'10" x 8'0" 3'0" x 8'0" | S6032 6E 2'8" x 6'8" (7'0") 2'10" x 6'8" (7'0") 3'0" x 6'8" (7'0") | S86032 6E 2'8" x 8'0" 2'10" x 8'0" 3'0" x 8'0" | S4314 6E 2'8" x 6'8" 2'10" x 6'8" 3'0" x 6'8" | S84314 6 2'8" x 8'0" 2'10" x 8'0" 3'0" x 8'0" | S6052 6 2'8" x 6'8" 2'10" x 6'8" 3'0" x 6'8" | S972 6 2'8" x 6'8" 2'10" x 6'8" 3'0" x 6'8" | S85905 6 2'8" x 8'0" 2'10" x 8'0" 3'0" x 8'0" | S6000SL 6 12" x 6'8" 14" x 6'8" | S85912SL 6 12" x 8'0" 14" x 8'0" | | | |

- ☀ Low-E Glass (LE)
- ◆ Black Nickel Caming (1D)
- ◆◆ Brushed Nickel Caming (1C)
- ◆ Brass Caming (1A)
- ◆ Scrolled & Flat Advanta Lite Frame
Not available for 2'4" and 2'6" doors or 10" sidelites.
- ◆ Scrolled Advanta Lite Frame
Not available for 2'4" and 2'6" doors or 10" sidelites.
- ◆ Flat Advanta Lite Frame
Not available for 2'4" and 2'6" doors or 10" sidelites.
- ◆ Standard Lite Frame Available
- 6 WBDR Options
- 6 WBDR / HVHZ Options
- E Elevated 10" Bottom Rail Options

CRYSTALLINE™ ◆ ❑



Mahogany

FCM898

2'8" x 8'0"
2'10" x 8'0"
3'0" x 8'0"



Mahogany

FCM898SL

12" x 8'0"
14" x 8'0"



Oak

81935P

2'8" x 8'0"
2'10" x 8'0"
3'0" x 8'0"



Oak

81977P

2'8" x 8'0"
2'10" x 8'0"
3'0" x 8'0"



Oak

81935PSL

12" x 8'0"
14" x 8'0"



Smooth

S81935P

2'8" x 8'0"
2'10" x 8'0"
3'0" x 8'0"



Smooth

S86027

2'8" x 8'0"
2'10" x 8'0"
3'0" x 8'0"

Fiber-Classic & Smooth-Star

SEDONA ◆ ❑



Smooth

S84319

2'8" x 8'0"
2'10" x 8'0"
3'0" x 8'0"



Smooth

S85907

2'8" x 8'0"
2'10" x 8'0"
3'0" x 8'0"



Smooth

S85914SL

12" x 8'0"
14" x 8'0"



Mahogany

FCM101

2'8" x 6'8"
2'10" x 6'8"
3'0" x 6'8"



FCM864

2'8" x 8'0"
2'10" x 8'0"
3'0" x 8'0"



Mahogany

FCM6025

2'8" x 6'8"
2'10" x 6'8"
3'0" x 6'8"



Mahogany

FCM6045

2'8" x 6'8"
2'10" x 6'8"
3'0" x 6'8"



Mahogany

FCM101SL

12" x 6'8"
14" x 6'8"



Mahogany

FCM864SL

12" x 8'0"
14" x 8'0"



Oak

FC101

2'6" x 6'8"*
2'8" x 6'8" (7'0")
2'10" x 6'8" (7'0")
3'0" x 6'8" (7'0")



Oak

81978P

2'8" x 8'0"
2'10" x 8'0"
3'0" x 8'0"



Oak

FC101SL

12" x 6'8"
14" x 6'8"



Oak

81936PSL

12" x 8'0"
14" x 8'0"



Smooth

S211

2'6" x 6'8"*
2'8" x 6'8" (7'0")
2'10" x 6'8" (7'0")
3'0" x 6'8" (7'0")



Smooth

S81936P

2'8" x 8'0"
2'10" x 8'0"
3'0" x 8'0"

*Not available with Advanta lite frame.

Note: See page 277 for important product details that may help with your purchase decision.



Smooth

S6025



2'8" x 6'8" (70")
2'10" x 6'8" (70")
3'0" x 6'8" (70")

S86025



2'8" x 8'0"
2'10" x 8'0"
3'0" x 8'0"



Smooth

S4328



2'8" x 6'8"
2'10" x 6'8"
3'0" x 6'8"

S84328



2'8" x 8'0"
2'10" x 8'0"
3'0" x 8'0"



Smooth

S6045



2'8" x 6'8"
2'10" x 6'8"
3'0" x 6'8"



Smooth

S35



2'8" x 6'8"
2'10" x 6'8"
3'0" x 6'8"

S833



2'8" x 8'0"
2'10" x 8'0"
3'0" x 8'0"



Smooth

S294SL



12" x 6'8"
14" x 6'8"

S85915SL



12" x 8'0"
14" x 8'0"

SALINAS X



Mahogany

FCM114



2'8" x 6'8"
2'10" x 6'8"
3'0" x 6'8"

FCM865



2'8" x 8'0"
2'10" x 8'0"
3'0" x 8'0"



Mahogany

FCM6031



2'8" x 6'8"
2'10" x 6'8"
3'0" x 6'8"



Mahogany

FCM6051



2'8" x 6'8"
2'10" x 6'8"
3'0" x 6'8"



Mahogany

FCM114SL



12" x 6'8"
14" x 6'8"

FCM865SL



12" x 8'0"
14" x 8'0"



Oak

FCM114



2'6" x 6'8"
2'8" x 6'8" (70")
2'10" x 6'8" (70")
3'0" x 6'8" (70")

81937P



2'8" x 8'0"
2'10" x 8'0"
3'0" x 8'0"



Oak

81980P



2'8" x 8'0"
2'10" x 8'0"
3'0" x 8'0"



Oak

FCM114SL



12" x 6'8"
14" x 6'8"

81937PSL



12" x 8'0"
14" x 8'0"



Smooth

S6006




2'6" x 6'8"
2'8" x 6'8" (70")
2'10" x 6'8" (70")
3'0" x 6'8" (70")

S81937P



2'8" x 8'0"
2'10" x 8'0"
3'0" x 8'0"



Smooth

S6031



2'8" x 6'8" (70")
2'10" x 6'8" (70")
3'0" x 6'8" (70")

S86031



2'8" x 8'0"
2'10" x 8'0"
3'0" x 8'0"



Smooth

S4325



2'8" x 6'8"
2'10" x 6'8"
3'0" x 6'8"

S84325



2'8" x 8'0"
2'10" x 8'0"
3'0" x 8'0"



Smooth

S6051



2'8" x 6'8"
2'10" x 6'8"
3'0" x 6'8"

SALINAS Continues on next page.

- Black Nickel Caming (ID)
- Brushed Nickel Caming (IC)
- Wrought Iron (IW)

- Scrolled & Flat Advanta Lite Frame
Not available for 2'4" and 2'6" doors or 10" sidelites.

- Flat Advanta Lite Frame
Not available for 2'4" and 2'6" doors or 10" sidelites.
- WBDR Options
- WBDR / HVHZ Options

- Elevated 10" Bottom Rail Options

SALINAS. X *Continued*



Smooth

S973

 2'8" x 6'8"
 2'10" x 6'8"
 3'0" x 6'8"

S893

 2'8" x 8'0"
 2'10" x 8'0"
 3'0" x 8'0"

S6006SL

 12" x 6'8"
 14" x 6'8"

S85916SL

 12" x 8'0"
 14" x 8'0"

MAPLE PARK. ◆ ◆



Mahogany

FCM901

 2'8" x 6'8"
 2'10" x 6'8"
 3'0" x 6'8"

FCM886

 2'8" x 8'0"
 2'10" x 8'0"
 3'0" x 8'0"



Mahogany

FCM6107

 2'8" x 6'8"
 2'10" x 6'8"
 3'0" x 6'8"



Mahogany

FCM6108

 2'8" x 6'8"
 2'10" x 6'8"
 3'0" x 6'8"



Mahogany

FCM901SL

 12" x 6'8"
 14" x 6'8"

FCM886SL

 12" x 8'0"
 14" x 8'0"



Oak

FC901

 2'8" x 6'8" (70")
 2'10" x 6'8" (70")
 3'0" x 6'8" (70")

81939P

 2'8" x 8'0"
 2'10" x 8'0"
 3'0" x 8'0"



Oak

81982P

 2'8" x 8'0"
 2'10" x 8'0"
 3'0" x 8'0"



Oak

FC901SL

 12" x 6'8"
 14" x 6'8"

81939PSL

 12" x 8'0"
 14" x 8'0"



Smooth

S6101

 2'8" x 6'8" (70")
 2'10" x 6'8" (70")
 3'0" x 6'8" (70")

S81939P

 2'8" x 8'0"
 2'10" x 8'0"
 3'0" x 8'0"



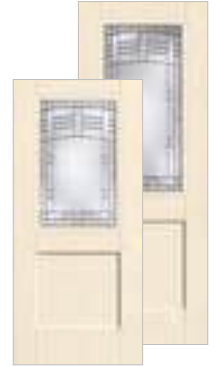
Smooth

S6107

 2'8" x 6'8" (70")
 2'10" x 6'8" (70")
 3'0" x 6'8" (70")

S86107

 2'8" x 8'0"
 2'10" x 8'0"
 3'0" x 8'0"



Smooth

S4324

 2'8" x 6'8"
 2'10" x 6'8"
 3'0" x 6'8"

S84324

 2'8" x 8'0"
 2'10" x 8'0"
 3'0" x 8'0"

SARATOGA. ◆ ◆



Smooth

S6108

 2'8" x 6'8"
 2'10" x 6'8"
 3'0" x 6'8"



Smooth

S6106

 2'8" x 6'8"
 2'10" x 6'8"
 3'0" x 6'8"

S85897

 2'8" x 8'0"
 2'10" x 8'0"
 3'0" x 8'0"



Smooth

S6101SL

 12" x 6'8"
 14" x 6'8"

S85918SL

 12" x 8'0"
 14" x 8'0"



Mahogany

FCM906

 2'8" x 6'8"
 2'10" x 6'8"
 3'0" x 6'8"

FCM888

 2'8" x 8'0"
 2'10" x 8'0"
 3'0" x 8'0"



Mahogany

FCM6029

 2'8" x 6'8"
 2'10" x 6'8"
 3'0" x 6'8"



Mahogany

FCM6049

 2'8" x 6'8"
 2'10" x 6'8"
 3'0" x 6'8"

*Not available with Advanta lite frame.

Note: See page 277 for important product details that may help with your purchase decision.

| | | | | | | | | | | |
|--------------------------------------------|--------------------------------------------|------------------------------------------------------------------------------------------------|------------------------------------------------------------|------------------------------------------------------------|-------------------------------------------|--------------------------------------------|-----------------------------------------------------------------------------------------------|-------------------------------------------------------------|--------------------------------------------------------------------------------|------------------------------------------------------------|
| | | | | | | | | | | |
| Mahogany | | Oak | | Oak | Oak | | Smooth | | Smooth | |
| FCM906SL 6E 12" x 6'8" 14" x 6'8" | FCM888SL 6E 12" x 8'0" 14" x 8'0" | FC906 6E 2'6" x 6'8"* 2'8" x 6'8" (7'0") 2'10" x 6'8" (7'0") 3'0" x 6'8" (7'0") | 81938P 6E 2'8" x 8'0" 2'10" x 8'0" 3'0" x 8'0" | 81981P 6E 2'8" x 8'0" 2'10" x 8'0" 3'0" x 8'0" | FC906SL 6E 12" x 6'8" 14" x 6'8" | 81938PSL 6E 12" x 8'0" 14" x 8'0" | S213 6E 2'6" x 6'8"* 2'8" x 6'8" (7'0") 2'10" x 6'8" (7'0") 3'0" x 6'8" (7'0") | S81938P 6E 2'8" x 8'0" 2'10" x 8'0" 3'0" x 8'0" | S6029 6E 2'8" x 6'8" (7'0") 2'10" x 6'8" (7'0") 3'0" x 6'8" (7'0") | S86029 6E 2'8" x 8'0" 2'10" x 8'0" 3'0" x 8'0" |

| | | | | | | |
|-----------------------------------------------------------|------------------------------------------------------------|-----------------------------------------------------------|---------------------------------------------------------|------------------------------------------------------------|------------------------------------------|--------------------------------------------|
| | | | | | | |
| Smooth | | Smooth | Smooth | | Smooth | |
| S4327 6E 2'8" x 6'8" 2'10" x 6'8" 3'0" x 6'8" | S84327 6E 2'8" x 8'0" 2'10" x 8'0" 3'0" x 8'0" | S6049 6E 2'8" x 6'8" 2'10" x 6'8" 3'0" x 6'8" | S41 6E 2'8" x 6'8" 2'10" x 6'8" 3'0" x 6'8" | S85908 6E 2'8" x 8'0" 2'10" x 8'0" 3'0" x 8'0" | S291SL 6E 12" x 6'8" 14" x 6'8" | S85917SL 6E 12" x 8'0" 14" x 8'0" |

TEXAS STAR ◆ ❖

| | | |
|------------------------------------------------------------|------------------------------------------------------------|-------------------------------------------------------------|
| | | |
| Mahogany | | Mahogany |
| FCM144 6E 2'8" x 6'8" 2'10" x 6'8" 3'0" x 6'8" | FCM899 6E 2'8" x 8'0" 2'10" x 8'0" 3'0" x 8'0" | FCM6074 6E 2'8" x 6'8" 2'10" x 6'8" 3'0" x 6'8" |

| | | | | | | | | | |
|-------------------------------------------------------------|--------------------------------------------|--------------------------------------------------------------------------------|------------------------------------------------------------|------------------------------------------------------------|--------------------------------------------|--------------------------------------------------------------------------------|-------------------------------------------------------------|--------------------------------------------------------------------------------|------------------------------------------------------------|
| | | | | | | | | | |
| Mahogany | Mahogany | Oak | | Oak | Oak | Smooth | | Smooth | |
| FCM6075 6E 2'8" x 6'8" 2'10" x 6'8" 3'0" x 6'8" | FCM899SL 6E 12" x 8'0" 14" x 8'0" | FC144 6E 2'8" x 6'8" (7'0") 2'10" x 6'8" (7'0") 3'0" x 6'8" (7'0") | 81940P 6E 2'8" x 8'0" 2'10" x 8'0" 3'0" x 8'0" | 81983P 6E 2'8" x 8'0" 2'10" x 8'0" 3'0" x 8'0" | 81940PSL 6E 12" x 8'0" 14" x 8'0" | S6073 6E 2'8" x 6'8" (7'0") 2'10" x 6'8" (7'0") 3'0" x 6'8" (7'0") | S81940P 6E 2'8" x 8'0" 2'10" x 8'0" 3'0" x 8'0" | S6074 6E 2'8" x 6'8" (7'0") 2'10" x 6'8" (7'0") 3'0" x 6'8" (7'0") | S86074 6E 2'8" x 8'0" 2'10" x 8'0" 3'0" x 8'0" |

TEXAS STAR *Continues on next page.*

- ◆ Black Nickel Caming (ID)
- ❖ Brushed Nickel Caming (IC)
- ✗ Wrought Iron (IW)
- ▢ Scrolled & Flat Advanta Lite Frame
Not available for 2'4" and 2'6" doors or 10" sidelites.
- ▣ Flat Advanta Lite Frame
Not available for 2'4" and 2'6" doors or 10" sidelites.
- ⊗ WBDL Options
- Ⓜ WBDL / HVHZ Options
- Ⓜ Elevated 10" Bottom Rail Options

TEXAS STAR ♦ ■ Continued

WELLESLEY™ ♦ ■ ♦

Fiber-Classic & Smooth-Star



Smooth

S4329
 28" x 6'8"
 210" x 6'8"
 30" x 6'8"

S84329
 28" x 8'0"
 210" x 8'0"
 30" x 8'0"



Smooth

S6075
 28" x 6'8"
 210" x 6'8"
 30" x 6'8"



Smooth

S6076
 28" x 6'8"
 210" x 6'8"
 30" x 6'8"

S81983
 28" x 8'0"
 210" x 8'0"
 30" x 8'0"



Smooth

85919SL
 12" x 8'0"
 14" x 8'0"



Mahogany


FCM105
 28" x 6'8"
 210" x 6'8"
 30" x 6'8"

FCM866
 28" x 8'0"
 210" x 8'0"
 30" x 8'0"



Mahogany

FCM6030
 28" x 6'8"
 210" x 6'8"
 30" x 6'8"



Mahogany

FCM6050
 28" x 6'8"
 210" x 6'8"
 30" x 6'8"



Mahogany

FCM105SL
 12" x 6'8"
 14" x 6'8"

FCM866SL
 12" x 8'0"
 14" x 8'0"



Oak

FC105
 26" x 6'8"
 28" x 6'8" (70")
 210" x 6'8" (70")
 30" x 6'8" (70")

81941P
 28" x 8'0"
 210" x 8'0"
 30" x 8'0"



Oak

81984P
 28" x 8'0"
 210" x 8'0"
 30" x 8'0"



Oak

FC105SL
 12" x 6'8"
 14" x 6'8"

81941PSL
 12" x 8'0"
 14" x 8'0"



Smooth

S214
 26" x 6'8"
 28" x 6'8" (70")
 210" x 6'8" (70")
 30" x 6'8" (70")

S81941P
 28" x 8'0"
 210" x 8'0"
 30" x 8'0"



Smooth

S6030
 28" x 6'8" (70")
 210" x 6'8" (70")
 30" x 6'8" (70")

S86030
 28" x 8'0"
 210" x 8'0"
 30" x 8'0"



Smooth

S4330
 28" x 6'8"
 210" x 6'8"
 30" x 6'8"

S84330
 28" x 8'0"
 210" x 8'0"
 30" x 8'0"



Smooth

S6050
 28" x 6'8"
 210" x 6'8"
 30" x 6'8"



Smooth

S42
 28" x 6'8"
 210" x 6'8"
 30" x 6'8"

S85909
 28" x 8'0"
 210" x 8'0"
 30" x 8'0"



Smooth

S292SL
 12" x 6'8"
 14" x 6'8"




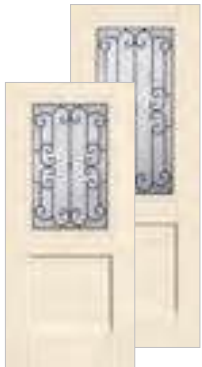










S85922SL
 12" x 8'0"
 14" x 8'0"

*Not available with Advanta lite frame.


Note: See page 277 for important product details that may help with your purchase decision.

RISERVA X

| | | | | | | | | |
|--------------------------------------------------------------------------------------------------------------------------------------------------|---------------------------------------------------------------------------------------------------------------------------------------------------|--------------------------------------------------------------------------------------------------------------------------------------------------|--------------------------------------------------------------------------------------------------------------------------------------------------|----------------------------------------------------------------------------------------------------------------------------------|-----------------------------------------------------------------------------------------------------------------------------------|---------------------------------------------------------------------------------------------------------------------------------------------------------------------------------------|----------------------------------------------------------------------------------------------------------------------------------------------------|----------------------------------------------------------------------------------------------------------------------------------------------------|
|  |  |  |  |  |  | | | |
| Mahogany | | Mahogany | | Oak | Oak | | | |
| FCM581  2'8" x 6'8" 2'10" x 6'8" 3'0" x 6'8" | FCM8581  2'8" x 8'0" 2'10" x 8'0" 3'0" x 8'0" | FCM575  2'8" x 6'8" 2'10" x 6'8" 3'0" x 6'8" | FCM577  2'8" x 6'8" 2'10" x 6'8" 3'0" x 6'8" | FCM583SL  12" x 6'8" 14" x 6'8" | FCM8583SL  12" x 8'0" 14" x 8'0" | FC581  2'6" x 6'8"* 2'8" x 6'8" (7'0") 2'10" x 6'8" (7'0") 3'0" x 6'8" (7'0") | FC8581  2'8" x 8'0" 2'10" x 8'0" 3'0" x 8'0" | FC8579  2'8" x 8'0" 2'10" x 8'0" 3'0" x 8'0" |

| | | | | | | | | |
|-----------------------------------------------------------------------------------------------------------------------------------|------------------------------------------------------------------------------------------------------------------------------------|---------------------------------------------------------------------------------------------------------------------------------------------------------------------------------------|---------------------------------------------------------------------------------------------------------------------------------------------------|-----------------------------------------------------------------------------------------------------------------------------------------------------------------------|---------------------------------------------------------------------------------------------------------------------------------------------------|---------------------------------------------------------------------------------------------------------------------------------------------------|-----------------------------------------------------------------------------------------------------------------------------------------------------|----------------------------------------------------------------------------------------------------------------------------------------------------|
|  |  |  |  |  | | | | |
| Oak | Smooth | Smooth | Smooth | Smooth | | | | |
| FC583SL  12" x 6'8" 14" x 6'8" | FC8583SL  12" x 8'0" 14" x 8'0" | S581  2'6" x 6'8"* 2'8" x 6'8" (7'0") 2'10" x 6'8" (7'0") 3'0" x 6'8" (7'0") | S8581  2'8" x 8'0" 2'10" x 8'0" 3'0" x 8'0" | S575  2'8" x 6'8" (7'0") 2'10" x 6'8" (7'0") 3'0" x 6'8" (7'0") | S8575  2'8" x 8'0" 2'10" x 8'0" 3'0" x 8'0" | S4326  2'8" x 6'8" 2'10" x 6'8" 3'0" x 6'8" | S84326  2'8" x 8'0" 2'10" x 8'0" 3'0" x 8'0" | S577  2'8" x 6'8" 2'10" x 6'8" 3'0" x 6'8" |

CONCORDE 

| | | | | | | | | | |
|--------------------------------------------------------------------------------------------------------------------------------------------------|---------------------------------------------------------------------------------------------------------------------------------------------------|----------------------------------------------------------------------------------------------------------------------------------|-----------------------------------------------------------------------------------------------------------------------------------|----------------------------------------------------------------------------------------------------------------------------------------------------|----------------------------------------------------------------------------------------------------------------------------------------------------|-----------------------------------------------------------------------------------------------------------------------------------------------------|-------------------------------------------------------------------------------------------------------------------------------------------------------|--------------------------------------------------------------------------------------------------------------------------------------|--------------------------------------------------------------------------------------------------------------------------------------|
|  |  |  |  |  |  | | | | |
| Smooth | Smooth | Mahogany | Mahogany | Mahogany | Mahogany | | | | |
| S579  2'8" x 6'8" 2'10" x 6'8" 3'0" x 6'8" | S8579  2'8" x 8'0" 2'10" x 8'0" 3'0" x 8'0" | S583SL  12" x 6'8" 14" x 6'8" | S8583SL  12" x 8'0" 14" x 8'0" | FCM911  2'8" x 6'8" 2'10" x 6'8" 3'0" x 6'8" | FCM891  2'8" x 8'0" 2'10" x 8'0" 3'0" x 8'0" | FCM6026  2'8" x 6'8" 2'10" x 6'8" 3'0" x 6'8" | FCM6046  2'8" x 6'8" 2'10" x 6'8" 3'0" x 6'8" | FCM911SL  12" x 6'8" 14" x 6'8" | FCM891SL  12" x 8'0" 14" x 8'0" |

CONCORDE *Continues on next page.*

-  Black Nickel Caming (1D)
-  Brushed Nickel Caming (1C)
-  Brass Caming (1A)

-  Scrolled & Flat Advanta Lite Frame
Not available for 2'4" and 2'6" doors or 10" sidelites.
-  WBDR Options

-  WBDR / HVHZ Options
-  Elevated 10" Bottom Rail Options



Oak

FC911

2'6" x 6'8"
2'8" x 6'8" (70")
2'10" x 6'8" (70")
3'0" x 6'8" (70")

81942P

2'8" x 8'0"
2'10" x 8'0"
3'0" x 8'0"



Oak

81985P

2'8" x 8'0"
2'10" x 8'0"
3'0" x 8'0"




Oak

FC911SL

12" x 6'8"
14" x 6'8"

81942PSL

12" x 8'0"
14" x 8'0"



Smooth

S426

2'6" x 6'8"
2'8" x 6'8" (70")
2'10" x 6'8" (70")
3'0" x 6'8" (70")

S81942P

2'8" x 8'0"
2'10" x 8'0"
3'0" x 8'0"



Smooth

S6026

2'8" x 6'8" (70")
2'10" x 6'8" (70")
3'0" x 6'8" (70")

S86026

2'8" x 8'0"
2'10" x 8'0"
3'0" x 8'0"



Smooth

S4316

2'8" x 6'8"
2'10" x 6'8"
3'0" x 6'8"

S84316

2'8" x 8'0"
2'10" x 8'0"
3'0" x 8'0"



Smooth

S6046

2'8" x 6'8"
2'10" x 6'8"
3'0" x 6'8"



Smooth

S37

2'8" x 6'8"
2'10" x 6'8"
3'0" x 6'8"

S837

2'8" x 8'0"
2'10" x 8'0"
3'0" x 8'0"



Smooth

S430SL

12" x 6'8"
14" x 6'8"

S85920SL

12" x 8'0"
14" x 8'0"

KENSINGTON™



Mahogany

FCM149

2'8" x 6'8"
2'10" x 6'8"
3'0" x 6'8"

FCM8149

2'8" x 8'0"
2'10" x 8'0"
3'0" x 8'0"



Mahogany

FCM6036

2'8" x 6'8"
2'10" x 6'8"
3'0" x 6'8"



Mahogany

FCM6056

2'8" x 6'8"
2'10" x 6'8"
3'0" x 6'8"



Mahogany

FCM149SL

12" x 6'8"
14" x 6'8"

FCM867SL

12" x 8'0"
14" x 8'0"



Oak

FC149

2'8" x 6'8" (70")
2'10" x 6'8" (70")
3'0" x 6'8" (70")

FC8149

2'8" x 8'0"
2'10" x 8'0"
3'0" x 8'0"



Oak

FC89701

2'8" x 8'0"
2'10" x 8'0"
3'0" x 8'0"



Oak

FC149SL

12" x 6'8"
14" x 6'8"

FC8867SL

12" x 8'0"
14" x 8'0"



Smooth

S161

2'8" x 6'8" (70")
2'10" x 6'8" (70")
3'0" x 6'8" (70")

S8149

2'8" x 8'0"
2'10" x 8'0"
3'0" x 8'0"



Smooth

S6036



2'8" x 6'8" (7'0")
2'10" x 6'8" (7'0")
3'0" x 6'8" (7'0")

S86036



2'8" x 8'0"
2'10" x 8'0"
3'0" x 8'0"



Smooth

S4320



2'8" x 6'8"
2'10" x 6'8"
3'0" x 6'8"

S84320



2'8" x 8'0"
2'10" x 8'0"
3'0" x 8'0"



Smooth

S6056



2'8" x 6'8"
2'10" x 6'8"
3'0" x 6'8"



Smooth

S43



2'8" x 6'8"
2'10" x 6'8"
3'0" x 6'8"

S89701



2'8" x 8'0"
2'10" x 8'0"
3'0" x 8'0"



Smooth

S161SL



12" x 6'8"
14" x 6'8"

S867SL



12" x 8'0"
14" x 8'0"

PEMBRIDGE™ ◆ ◆ ◆



Mahogany

FCM6560



2'8" x 6'8"
2'10" x 6'8"
3'0" x 6'8"

FCM86560



2'8" x 8'0"
2'10" x 8'0"
3'0" x 8'0"




Mahogany

FCM6565



2'8" x 6'8"
2'10" x 6'8"
3'0" x 6'8"




Mahogany

FCM6568



2'8" x 6'8"
2'10" x 6'8"
3'0" x 6'8"



Mahogany

FCM6565SL



12" x 6'8"
14" x 6'8"

FCM86560SL



12" x 8'0"
14" x 8'0"



Oak

FC6560



2'8" x 6'8" (7'0")
2'10" x 6'8" (7'0")
3'0" x 6'8" (7'0")

FC86560



2'8" x 8'0"
2'10" x 8'0"
3'0" x 8'0"



Oak

FC86536



2'8" x 8'0"
2'10" x 8'0"
3'0" x 8'0"



Oak

FC6565SL

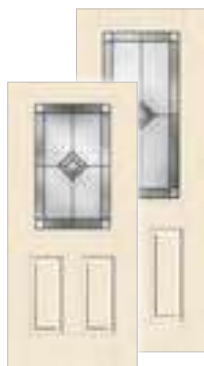


12" x 6'8"
14" x 6'8"

FC86560SL



12" x 8'0"
14" x 8'0"



Smooth

S6560



2'6" x 6'8"*
2'8" x 6'8" (7'0")
2'10" x 6'8" (7'0")
3'0" x 6'8" (7'0")

S86560



2'8" x 8'0"
2'10" x 8'0"
3'0" x 8'0"



Smooth

S6565



2'8" x 6'8" (7'0")
2'10" x 6'8" (7'0")
3'0" x 6'8" (7'0")

S86565



2'8" x 8'0"
2'10" x 8'0"
3'0" x 8'0"



Smooth

S4323



2'8" x 6'8"
2'10" x 6'8"
3'0" x 6'8"

S84323



2'8" x 8'0"
2'10" x 8'0"
3'0" x 8'0"



Smooth

S6568



2'8" x 6'8"
2'10" x 6'8"
3'0" x 6'8"

PEMBRIDGE Continues on next page.

- ◆ Black Nickel Caming (1D)
- Brushed Nickel Caming (1C)
- ◆ Brass Caming (1A)
- ✗ Wrought Iron (1W)

- ◆ Scrolled & Flat Advanta Lite Frame
Not available for 2'4" and 2'6" doors or 10" sidelites.
- ◆ WBDR Options

- ◆ WBDR / HVHZ Options
- ◆ Elevated 10" Bottom Rail Options

PEMBRIDGE™ ♦ ♦ ♦ Continued



Smooth

S6536
6E

2'8" x 6'8"
2'10" x 6'8"
3'0" x 6'8"

S86536
6E

2'8" x 8'0"
2'10" x 8'0"
3'0" x 8'0"



Smooth

S6565SL
6E

12" x 6'8"
14" x 6'8"

S86560SL
6E

12" x 8'0"
14" x 8'0"

AXIS. ♦



Mahogany

FCM1654
6E

2'8" x 6'8"
2'10" x 6'8"
3'0" x 6'8"

FCM81654
6E

2'8" x 8'0"
2'10" x 8'0"
3'0" x 8'0"



Mahogany

FCM1656
6E

2'8" x 6'8"
2'10" x 6'8"
3'0" x 6'8"



Mahogany

FCM1658
6E

2'8" x 6'8"
2'10" x 6'8"
3'0" x 6'8"



Mahogany

FCM1656SL
6E

12" x 6'8"
14" x 6'8"

FCM81654SL
6E

12" x 8'0"
14" x 8'0"



Oak

FC1654
6E

2'6" x 6'8"
2'8" x 6'8" (7'0")
2'10" x 6'8" (7'0")
3'0" x 6'8" (7'0")

FC81654
6E

2'8" x 8'0"
2'10" x 8'0"
3'0" x 8'0"



Oak

FC81653
6E

2'8" x 8'0"
2'10" x 8'0"
3'0" x 8'0"



Oak

FC1656SL
6E

12" x 6'8"
14" x 6'8"

FC81654SL
6E

12" x 8'0"
14" x 8'0"



Smooth

S1654
6E

2'6" x 6'8"
2'8" x 6'8" (7'0")
2'10" x 6'8" (7'0")
3'0" x 6'8" (7'0")

S81654
6E

2'8" x 8'0"
2'10" x 8'0"
3'0" x 8'0"



Smooth

S1656
6E

2'8" x 6'8" (7'0")
2'10" x 6'8" (7'0")
3'0" x 6'8" (7'0")

S81656
6E

2'8" x 8'0"
2'10" x 8'0"
3'0" x 8'0"



Smooth

S4311
6E

2'8" x 6'8"
2'10" x 6'8"
3'0" x 6'8"

S84311
6E

2'8" x 8'0"
2'10" x 8'0"
3'0" x 8'0"



Smooth

S1658
6E

2'8" x 6'8"
2'10" x 6'8"
3'0" x 6'8"



Smooth

S1653
6E

2'8" x 6'8"
2'10" x 6'8"
3'0" x 6'8"

S81653
6E

2'8" x 8'0"
2'10" x 8'0"
3'0" x 8'0"



Smooth

S1656SL
6E

12" x 6'8"
14" x 6'8"

S81654SL
6E

12" x 8'0"
14" x 8'0"

CALIX ♦ ♦ ♦



Mahogany

FCM386
6E

2'8" x 6'8"
2'10" x 6'8"
3'0" x 6'8"

FCM8386
6E

2'8" x 8'0"
2'10" x 8'0"
3'0" x 8'0"



Mahogany

FCM387
6E

2'8" x 6'8"
2'10" x 6'8"
3'0" x 6'8"

*Not available with Advanta lite frame.

Note: See page 277 for important product details that may help with your purchase decision.

| | | | | | | | | | |
|-----------------------------------------------------------------------------------|-----------------------------------------------------------------------------------|-----------------------------------------------------------------------------------|-------------------------------------------------------------------------------------------------------|------------------------------------------------------------------------------------|-------------------------------------------------------------------------------------|-------------------------------------------------|--------------------------------------------------|------------------------------------------------------------------------------------------------------|-----------------------------------------------------------------|
|  |  |  |  |  |  | | | | |
| Mahogany | Mahogany | Oak | Oak | Oak | Smooth | | | | |
| FCM394 6 2'8" x 6'8" 2'10" x 6'8" 3'0" x 6'8" | FCM387SL 6 12" x 6'8" 14" x 6'8" | FCM8386SL 6 12" x 8'0" 14" x 8'0" | FC386 6E 2'6" x 6'8"* 2'8" x 6'8" (7'0") 2'10" x 6'8" (7'0") 3'0" x 6'8" (7'0") | FC8386 6 2'8" x 8'0" 2'10" x 8'0" 3'0" x 8'0" | FC8392 6 2'8" x 8'0" 2'10" x 8'0" 3'0" x 8'0" | FC387SL 6 12" x 6'8" 14" x 6'8" | FC8386SL 6 12" x 8'0" 14" x 8'0" | S386 6E 2'6" x 6'8"* 2'8" x 6'8" (7'0") 2'10" x 6'8" (7'0") 3'0" x 6'8" (7'0") | S8386 6 2'8" x 8'0" 2'10" x 8'0" 3'0" x 8'0" |

| | | | | | | | | |
|--------------------------------------------------------------------------------------|------------------------------------------------------------------------------------|------------------------------------------------------------------------------------|-------------------------------------------------------------------------------------|--------------------------------------------------------------------------------------|----------------------------------------------------------------|-----------------------------------------------------------------|------------------------------------------------|-------------------------------------------------|
|  |  |  |  |  | | | | |
| Smooth | Smooth | Smooth | Smooth | Smooth | | | | |
| S387 6E 2'8" x 6'8" (7'0") 2'10" x 6'8" (7'0") 3'0" x 6'8" (7'0") | S8387 6E 2'8" x 8'0" 2'10" x 8'0" 3'0" x 8'0" | S4310 6E 2'8" x 6'8" 2'10" x 6'8" 3'0" x 6'8" | S84310 6E 2'8" x 8'0" 2'10" x 8'0" 3'0" x 8'0" | S394 6 2'8" x 6'8" 2'10" x 6'8" 3'0" x 6'8" | S392 6 2'8" x 6'8" 2'10" x 6'8" 3'0" x 6'8" | S8392 6 2'8" x 8'0" 2'10" x 8'0" 3'0" x 8'0" | S387SL 6 12" x 6'8" 14" x 6'8" | S8386SL 6 12" x 8'0" 14" x 8'0" |

LATITUDE ◆ ◆ ◆

| | | | | | | |
|-------------------------------------------------------------------------------------|-------------------------------------------------------------------------------------|-------------------------------------------------------------------------------------|-------------------------------------------------------------------------------------|-------------------------------------------------------------------------------------|---------------------------------------------------------------------------------------|---------------------------------------------------------------------------------------|
|  |  |  |  |  |  |  |
| Mahogany | Mahogany | Oak | Oak | Oak | Smooth | Smooth |
| FCM8498 6 2'8" x 8'0" 2'10" x 8'0" 3'0" x 8'0" | FCM8498SL 6 12" x 8'0" 14" x 8'0" | FC8498 6 2'8" x 8'0" 2'10" x 8'0" 3'0" x 8'0" | FC8489 6 2'8" x 8'0" 2'10" x 8'0" 3'0" x 8'0" | FC8498SL 6 12" x 8'0" 14" x 8'0" | S8498 6 2'8" x 8'0" 2'10" x 8'0" 3'0" x 8'0" | S8467 6 2'8" x 8'0" 2'10" x 8'0" 3'0" x 8'0" |

LATITUDE *Continues on next page.*

- ◆ Black Nickel Caming (1D)
- ◆ Brushed Nickel Caming (1C)
- ◆ Brass Caming (1A)
- ◆ Scrolled & Flat Advanta Lite Frame
Not available for 2'4" and 2'6" doors or 10" sidelites.
- ◆ WBDR Options
- ◆ WBDR / HVHZ Options
- ◆ Elevated 10" Bottom Rail Options



Smooth

S84322

 
 2'8" x 8'0"
 2'10" x 8'0"
 3'0" x 8'0"



Smooth

S8489


 
 2'8" x 8'0"
 2'10" x 8'0"
 3'0" x 8'0"



Smooth

S8498SL

 
 12" x 8'0"
 14" x 8'0"



Mahogany

FCM65_


 
 2'8" x 6'8"
 2'10" x 6'8"
 3'0" x 6'8"



Mahogany

FCM6022_

 
 2'8" x 6'8"
 2'10" x 6'8"
 3'0" x 6'8"



Mahogany

FCM6042_

 
 2'8" x 6'8"
 2'10" x 6'8"
 3'0" x 6'8"



Mahogany

FCM8321_

 
 2'8" x 8'0"
 2'10" x 8'0"
 3'0" x 8'0"



Mahogany

FCM65_SL

 
 12" x 6'8"
 14" x 6'8"



Mahogany




FCM3487_SL

 
 12" x 8'0"
 14" x 8'0"



Oak

FC65_

  
 2'8" x 6'8" (7'0")
 2'10" x 6'8" (7'0")
 3'0" x 6'8" (7'0")



Oak

FC8321_

 
 2'8" x 8'0"
 2'10" x 8'0"
 3'0" x 8'0"



Oak

FC832_

 
 2'8" x 8'0"
 2'10" x 8'0"
 3'0" x 8'0"



Oak

FC63_SL

 
 12" x 6'8"
 14" x 6'8"



Oak




FC3487_SL

 
 12" x 8'0"
 14" x 8'0"



Smooth




S262_

  
 2'8" x 6'8" (7'0")
 2'10" x 6'8" (7'0")
 3'0" x 6'8" (7'0")



Smooth

S6022_

  
 2'8" x 6'8" (7'0")
 2'10" x 6'8" (7'0")
 3'0" x 6'8" (7'0")



Smooth

S6042_

 
 2'8" x 6'8"
 2'10" x 6'8"
 3'0" x 6'8"



Smooth

S32_

 
 2'8" x 6'8"
 2'10" x 6'8"
 3'0" x 6'8"



Smooth

S8321_

 
 2'8" x 8'0"
 2'10" x 8'0"
 3'0" x 8'0"



Smooth

S86022_

  
 2'8" x 8'0"
 2'10" x 8'0"
 3'0" x 8'0"



Smooth

S832_

 
 2'8" x 8'0"
 2'10" x 8'0"
 3'0" x 8'0"

Privacy & Textured Glass Options

Add the code to the blank in the style number for the desired door and glass combination. For details on glass options, see page 111.

XK = Reeded

XE = Satin Etch

XC = Chord

XJ = Chinchilla

XR = Rainglass

XN = Granite

PRIVACY & TEXTURED GLASS



Smooth

S263_SL

12" x 6'8"
14" x 6'8"



Smooth

S3487_SL

12" x 8'0"
14" x 8'0"



Mahogany

FCM62_

2'8" x 6'8"
2'10" x 6'8"
3'0" x 6'8"



Mahogany

FCM862_

2'8" x 8'0"
2'10" x 8'0"
3'0" x 8'0"



Mahogany

FCM6021_

2'8" x 6'8"
2'10" x 6'8"
3'0" x 6'8"



Mahogany

FCM6041_

2'8" x 6'8"
2'10" x 6'8"
3'0" x 6'8"



Mahogany

FCM104_

2'8" x 6'8" (7'0")
2'10" x 6'8" (7'0")
3'0" x 6'8" (7'0")



Mahogany

FCM62_SL

12" x 6'8"
14" x 6'8"



Mahogany

FCM862_SL

12" x 8'0"
14" x 8'0"



Oak

FC62_

2'8" x 6'8" (7'0")
2'10" x 6'8" (7'0")
3'0" x 6'8" (7'0")



Oak

FC104

2'8" x 6'8" (7'0")
2'10" x 6'8" (7'0")
3'0" x 6'8" (7'0")



Oak

81971P_

2'8" x 8'0"
2'10" x 8'0"
3'0" x 8'0"



Oak

FC48_SL

12" x 6'8"
14" x 6'8"



Oak

81929P_SL

12" x 8'0"
14" x 8'0"



Smooth

S206_

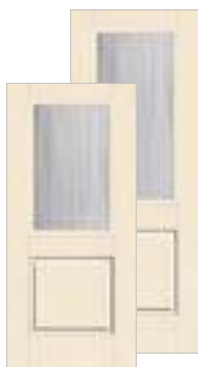
2'8" x 6'8" (7'0")
2'10" x 6'8" (7'0")
3'0" x 6'8" (7'0")



Smooth

S81929P_

2'8" x 8'0"
2'10" x 8'0"
3'0" x 8'0"



Smooth

S6021_

2'8" x 6'8" (7'0")
2'10" x 6'8" (7'0")
3'0" x 6'8" (7'0")



Smooth

S4305_

2'8" x 6'8"
2'10" x 6'8"
3'0" x 6'8"



Smooth

S6041_

2'8" x 6'8"
2'10" x 6'8"
3'0" x 6'8"



Smooth

S104_

2'8" x 6'8" (7'0")
2'10" x 6'8" (7'0")
3'0" x 6'8" (7'0")



Smooth

S30_

2'8" x 6'8"
2'10" x 6'8"
3'0" x 6'8"



Smooth

S210_SL

12" x 6'8"
14" x 6'8"



Smooth

S85910_SL

12" x 8'0"
14" x 8'0"

- ◆ Black Nickel Caming (1D)
- Brushed Nickel Caming (1C)
- ◆ Brass Caming (1A)

- Simulated Divided Lites (SDL)
- Scrolled & Flat Advanta Lite Frame
Not available for 2'4" and 2'6" doors or 10" sidelites.

- Scrolled Advanta Lite Frame
Not available for 2'4" and 2'6" doors or 10" sidelites.
- WBDR Options

- WBDR / HVHZ Options
- Elevated 10" Bottom Rail Options

INTERNAL BLINDS

Fiber-Classic & Smooth-Star



Mahogany

FCM678

2'8" x 6'8"
 2'10" x 6'8"
 3'0" x 6'8"

FCM8678

2'8" x 8'0"
 2'10" x 8'0"
 3'0" x 8'0"



Mahogany

FCM6035

2'8" x 6'8"
 2'10" x 6'8"
 3'0" x 6'8"



Mahogany

FCM6055

2'8" x 6'8"
 2'10" x 6'8"
 3'0" x 6'8"



Mahogany

FCM116

2'6" x 6'8" (7'0")*
 2'8" x 6'8" (7'0")
 2'10" x 6'8" (7'0")
 3'0" x 6'8" (7'0")



Mahogany

FCM678SL

12" x 6'8"
 14" x 6'8"

FCM8678SL

12" x 8'0"
 14" x 8'0"



Oak

FC678

2'6" x 6'8"*
 2'8" x 6'8" (7'0")
 2'10" x 6'8" (7'0")
 3'0" x 6'8" (7'0")

FC8678

2'8" x 8'0"
 2'10" x 8'0"
 3'0" x 8'0"



Oak

FC116

2'6" x 6'8" (7'0")*
 2'8" x 6'8" (7'0")
 2'10" x 6'8" (7'0")
 3'0" x 6'8" (7'0")



Oak

FC8971

2'8" x 8'0"
 2'10" x 8'0"
 3'0" x 8'0"



Oak

FC678SL

12" x 6'8"
 14" x 6'8"

FC8678SL

12" x 8'0"
 14" x 8'0"



Smooth

S132

2'6" x 6'8"*
 2'8" x 6'8" (7'0")
 2'10" x 6'8" (7'0")
 3'0" x 6'8" (7'0")

S8132

2'8" x 8'0"
 2'10" x 8'0"
 3'0" x 8'0"



Smooth

S6035

2'8" x 6'8" (7'0")
 2'10" x 6'8" (7'0")
 3'0" x 6'8" (7'0")

S86035

2'8" x 8'0"
 2'10" x 8'0"
 3'0" x 8'0"



Smooth

S4308

2'8" x 6'8"
 2'10" x 6'8"
 3'0" x 6'8"

S84308

2'8" x 8'0"
 2'10" x 8'0"
 3'0" x 8'0"



Smooth

S6055

2'8" x 6'8"
 2'10" x 6'8"
 3'0" x 6'8"



Smooth

S131

2'6" x 6'8"*
 2'8" x 6'8" (7'0")
 2'10" x 6'8" (7'0")
 3'0" x 6'8" (7'0")



Smooth

S971

2'8" x 6'8"
 2'10" x 6'8"
 3'0" x 6'8"

S8971

2'8" x 8'0"
 2'10" x 8'0"
 3'0" x 8'0"



Smooth

S132SL

12" x 6'8"
 14" x 6'8"

S8132SL

12" x 8'0"
 14" x 8'0"

SCREEN VENTED LITES**



Smooth

S243

2'8" x 6'8" (7'0")
 2'10" x 6'8" (7'0")
 3'0" x 6'8" (7'0")



Smooth

S6034

2'8" x 6'8" (7'0")
 2'10" x 6'8" (7'0")
 3'0" x 6'8" (7'0")

*Not available with Advanta lite frame.

**Features a gliding operation and sash locking system.

Note: See page 277 for important product details that may help with your purchase decision.


CLEAR GLASS WITH DIVIDED LITES



Smooth

S6054

2'8" x 6'8"
2'10" x 6'8"
3'0" x 6'8"



Smooth

S137

2'8" x 6'8" (7'0")
2'10" x 6'8" (7'0")
3'0" x 6'8" (7'0")



Mahogany

FCM8322

2'8" x 8'0"
2'10" x 8'0"
3'0" x 8'0"



Mahogany

FCM8323

2'8" x 8'0"
2'10" x 8'0"
3'0" x 8'0"



Mahogany

FCM8324

2'8" x 8'0"
2'10" x 8'0"
3'0" x 8'0"



Mahogany

FCM65

2'8" x 6'8"
2'10" x 6'8"
3'0" x 6'8"



Mahogany

FCM6022

2'8" x 6'8"
2'10" x 6'8"
3'0" x 6'8"



Mahogany

FCM6042

2'8" x 6'8"
2'10" x 6'8"
3'0" x 6'8"



Mahogany

FCM8321

2'8" x 8'0"
2'10" x 8'0"
3'0" x 8'0"



Mahogany

FCM8675SL

12" x 8'0"
14" x 8'0"



Mahogany

FCM65SL

12" x 6'8"
14" x 6'8"



Mahogany

FCM7125SL

12" x 8'0"
14" x 8'0"



Mahogany

FCM3487SL

12" x 8'0"
14" x 8'0"



Mahogany

FCM1408

2'8" x 6'8"
2'10" x 6'8"
3'0" x 6'8"



Mahogany

FCM1405

2'8" x 6'8"
2'10" x 6'8"
3'0" x 6'8"



Mahogany

FCM1406

2'8" x 6'8"
2'10" x 6'8"
3'0" x 6'8"



Mahogany

FCM1405SL

12" x 6'8"
14" x 6'8"



Mahogany

FCM8145SL

12" x 8'0"
14" x 8'0"



Oak

FC8322

2'8" x 8'0"
2'10" x 8'0"
3'0" x 8'0"



Oak

FC8323

2'8" x 8'0"
2'10" x 8'0"
3'0" x 8'0"



Oak

FC8324

2'8" x 8'0"
2'10" x 8'0"
3'0" x 8'0"



Oak

FC65

2'6" x 6'8"*
2'8" x 6'8" (7'0")
2'10" x 6'8" (7'0")
3'0" x 6'8" (7'0")



Oak

FC8321

2'8" x 8'0"
2'10" x 8'0"
3'0" x 8'0"

CLEAR GLASS WITH DIVIDED LITES *Continues on next page.*

■ No Stile Lines

☀ Low-E Glass (LE)

🗡 Simulated Divided Lites (SDL)

◆ Contour or Flat White Grilles
Between Glass (GBGF / GBGC)

◆ Contour or Flat Almond Grilles
Between Glass (GBGF / GBGC)

◆ Contour or Flat Bronze Grilles
Between Glass (GBGF / GBGC)

🗡 Scrolled & Flat
Advanta Lite Frame
Not available for 2'4" and
2'6" doors or 10" sidelites.

🗡 Standard Lite
Frame Available

6 WBDR Options

6 WBDR / HVHZ Options

E Elevated 10" Bottom
Rail Options

CLEAR GLASS WITH DIVIDED LITES *Continued*



Oak

FC8318

 2'8" x 8'0"
 2'10" x 8'0"
 3'0" x 8'0"



Oak

FC8319

 2'8" x 8'0"
 2'10" x 8'0"
 3'0" x 8'0"



Oak

FC8320

 2'8" x 8'0"
 2'10" x 8'0"
 3'0" x 8'0"



Oak

FC832

 2'8" x 8'0"
 2'10" x 8'0"
 3'0" x 8'0"



Oak

FC8675SL

 12" x 8'0"
 14" x 8'0"



Oak

FC63SL | **FC7125SL**

 12" x 6'8"
 14" x 6'8"



Oak

FC3487SL

 12" x 8'0"
 14" x 8'0"



Oak

FC1408

 2'6" x 6'8"
 2'8" x 6'8" (70")
 2'10" x 6'8" (70")
 3'0" x 6'8" (70")



Oak

FC8145

 2'8" x 8'0"
 2'10" x 8'0"
 3'0" x 8'0"



Oak

FC8144 | **FC1408SL** | **FC8145SL**

 12" x 6'8"
 14" x 8'0"



Smooth

S8322

 2'8" x 8'0"
 2'10" x 8'0"
 3'0" x 8'0"



Smooth

S8326

 2'8" x 8'0"
 2'10" x 8'0"
 3'0" x 8'0"



Smooth

S84318


 2'8" x 8'0"
 2'10" x 8'0"
 3'0" x 8'0"



Smooth

S8323

 2'8" x 8'0"
 2'10" x 8'0"
 3'0" x 8'0"



Smooth

S8327

 2'8" x 8'0"
 2'10" x 8'0"
 3'0" x 8'0"



Smooth

S84313

 2'8" x 8'0"
 2'10" x 8'0"
 3'0" x 8'0"



Smooth

S8324

 2'8" x 8'0"
 2'10" x 8'0"
 3'0" x 8'0"



Smooth

S8328

 2'8" x 8'0"
 2'10" x 8'0"
 3'0" x 8'0"



Smooth

S84309

 2'8" x 8'0"
 2'10" x 8'0"
 3'0" x 8'0"



Smooth

S262

 2'6" x 6'8"
 2'8" x 6'8" (70")
 2'10" x 6'8" (70")
 3'0" x 6'8" (70")



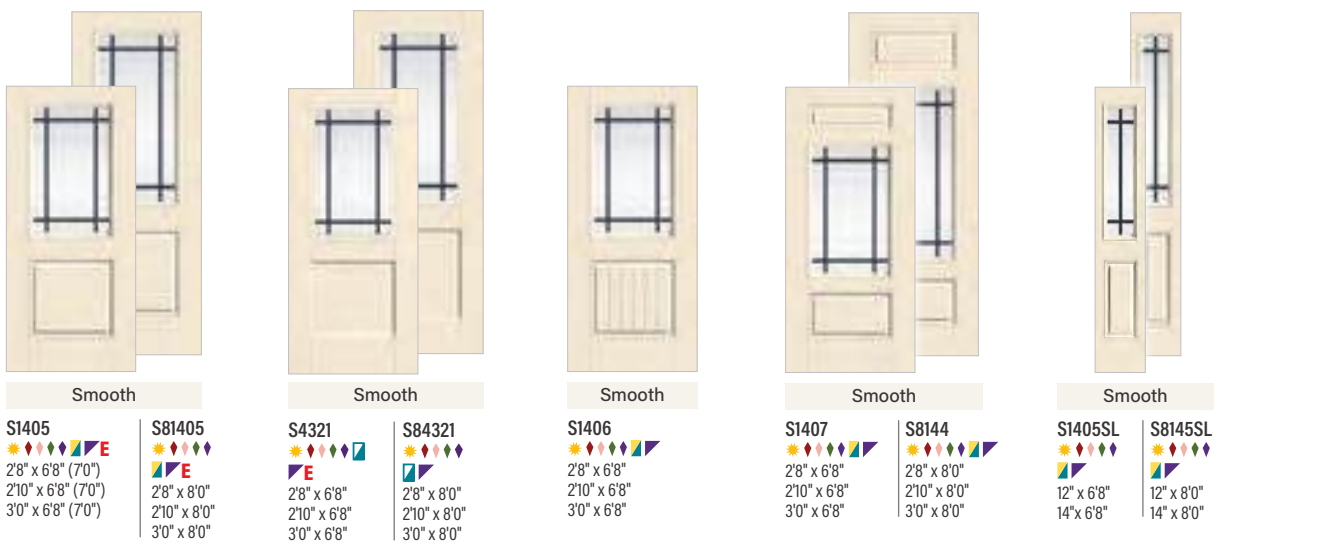
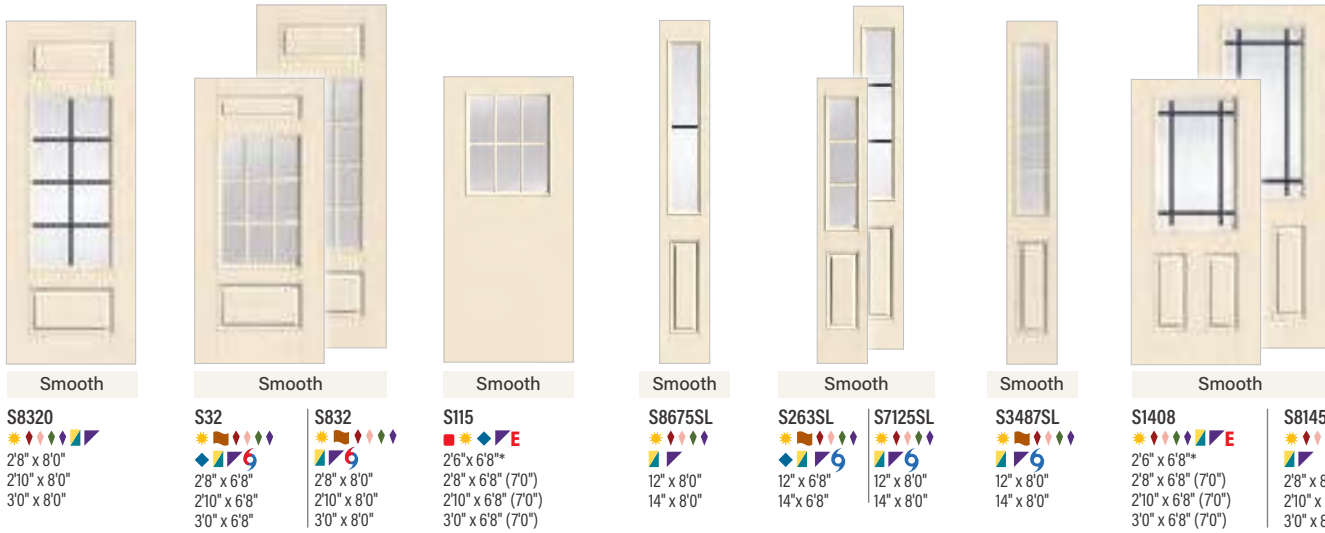
Smooth

S6022

 2'8" x 6'8" (70")
 2'10" x 6'8" (70")
 3'0" x 6'8" (70")

*Not available with Advanta lite frame.

Note: See page 277 for important product details that may help with your purchase decision.



- Low-E Glass (LE)
- Simulated Divided Lites (SDL)
- Flat or Contour White Grilles Between Glass (GBGF / GBGC)

- Flat Almond Grilles Between Glass (GBGF)
- Flat Bronze Grilles Between Glass (GBGF)
- Flat or Contour Black Grilles Between Glass (GBGF / GBGC)

- Fixed Grilles (FXG)
- Scrolled & Flat Advanta Lite Frame
Not available for 24" and 26" doors or 10" sidelites.
- Standard Lite Frame Available

- WBDR Options
- WBDR / HVHZ Options
- Elevated 10" Bottom Rail Options

CLEAR GLASS



| | | | | | | | | | |
|-----------------------------------------------------------------|------------------------------------------------------------------|-------------------------------------------------------------------|-------------------------------------------------------------------|----------------------------------------------------------------------------------------------------------|----------------------------------------------------|-----------------------------------------------------|--------------------------------------------------------------------------------------------------|------------------------------------------------------------------|--|
| Mahogany | | Mahogany | | Mahogany | | Mahogany | | Oak | |
| FCM62 ★▲▽◇ 28" x 6'8" 210" x 6'8" 30" x 6'8" | FCM862 ★▲▽◇ 28" x 8'0" 210" x 8'0" 30" x 8'0" | FCM6021 ★▲▽◇ 28" x 6'8" 210" x 6'8" 30" x 6'8" | FCM6041 ★▲▽◇ 28" x 6'8" 210" x 6'8" 30" x 6'8" | FCM670 ★▲▽◇E 26" x 6'8" (70")* 28" x 6'8" (70") 210" x 6'8" (70") 30" x 6'8" (70") | FCM62SL ★▲▽◇ 12" x 6'8" 14" x 6'8" | FCM862SL ★▲▽◇ 12" x 8'0" 14" x 8'0" | FC62 ★▲▽◇E 26" x 6'8"* 28" x 6'8" (70") 210" x 6'8" (70") 30" x 6'8" (70") | 81929P ★▲▽◇ 28" x 8'0" 210" x 8'0" 30" x 8'0" | |



| | | | | | | | | | |
|---------------------------------------------------------------------------------------------------------|------------------------------------------------------------------|---------------------------------------------------|-----------------------------------------------------|--------------------------------------------------------------------------------------------------|-------------------------------------------------------------------|------------------------------------------------------------------------------------|-------------------------------------------------------------------|------------------------------------------------------------------|------------------------------------------------------------------|
| Oak | | Oak | | Smooth | | Smooth | | Smooth | |
| FC670 ★▲▽◇E 26" x 6'8" (70")* 28" x 6'8" (70") 210" x 6'8" (70") 30" x 6'8" (70") | 81971P ★▲▽◇ 28" x 8'0" 210" x 8'0" 30" x 8'0" | FC48SL ★▲▽◇ 12" x 6'8" 14" x 6'8" | 81929PSL ★▲▽◇ 12" x 8'0" 14" x 8'0" | S206 ★▲▽◇E 26" x 6'8"* 28" x 6'8" (70") 210" x 6'8" (70") 30" x 6'8" (70") | S81929P ★▲▽◇ 28" x 8'0" 210" x 8'0" 30" x 8'0" | S6021 ★▲▽◇E 28" x 6'8" (70") 210" x 6'8" (70") 30" x 6'8" (70") | S86021 ★▲▽◇E 28" x 8'0" 210" x 8'0" 30" x 8'0" | S4315 ★▲▽◇E 28" x 6'8" 210" x 6'8" 30" x 6'8" | S84315 ★▲▽◇ 28" x 8'0" 210" x 8'0" 30" x 8'0" |




| | | | | | | | | | |
|-----------------------------------------------------------------|--------------------------------------------------------------------------------------------------|--------------------------------------------------------------------------------------------------|---------------------------------------------------------------|----------------------------------------------------------------|---------------------------------------------------|-----------------------------------------------------|--|--------|--|
| Smooth | | Smooth | | Smooth | | Smooth | | Smooth | |
| S6041 ★▲▽◇ 28" x 6'8" 210" x 6'8" 30" x 6'8" | S104 ★▲▽◇E 26" x 6'8"* 28" x 6'8" (70") 210" x 6'8" (70") 30" x 6'8" (70") | S105 ★▲▽◇E 26" x 6'8"* 28" x 6'8" (70") 210" x 6'8" (70") 30" x 6'8" (70") | S30 ★▲▽◇ 28" x 6'8" 210" x 6'8" 30" x 6'8" | S830 ★▲▽◇ 28" x 8'0" 210" x 8'0" 30" x 8'0" | S210SL ★▲▽◇ 12" x 6'8" 14" x 6'8" | S85910SL ★▲▽◇ 12" x 8'0" 14" x 8'0" | | | |

*Not available with Advanta lite frame.
Note: See page 277 for important product details that may help with your purchase decision.
Right Page: Smooth-Star, Clear Glass, Door - S289, Finish - Onyx



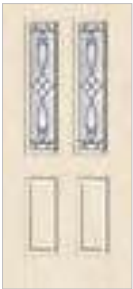
TRANSOMS

For transoms, see page 201.



Fiber-Classic & Smooth-Star

BLACKSTONE. ♦ ❑



Smooth

S6013

2'8" x 6'8"
2'10" x 6'8"
3'0" x 6'8"

SEDONA ♦ ❑

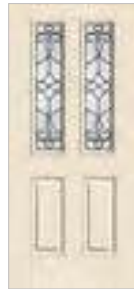


Smooth

S294

2'8" x 6'8"
2'10" x 6'8"
3'0" x 6'8"

SALINAS. ✕



Smooth

S6014

2'8" x 6'8"
2'10" x 6'8"
3'0" x 6'8"

MAPLE PARK. ♦ ❑




Smooth

S6104

2'8" x 6'8"
2'10" x 6'8"
3'0" x 6'8"

SARATOGA.™ ♦ ❑




Smooth

S291

2'8" x 6'8"
2'10" x 6'8"
3'0" x 6'8"

WELLESLEY.™ ♦ ❑ ❖

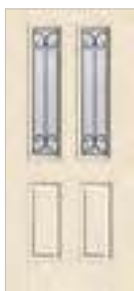


Smooth

S292

2'8" x 6'8"
2'10" x 6'8"
3'0" x 6'8"

RISERVA. ✕




Smooth

S585

2'8" x 6'8"
2'10" x 6'8"
3'0" x 6'8"

CONCORDE.™ ♦ ❑ ❖



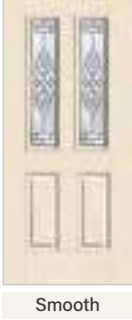
Smooth

S430

2'8" x 6'8"
2'10" x 6'8"
3'0" x 6'8"

- No Stile Lines
- ☀ Low-E Glass (LE)
- ◆ Black Nickel Caming (1D)
- ❑ Brushed Nickel Caming (1C)
- ❖ Brass Caming (1A)
- ✕ Wrought Iron (1W)
- ▣ Standard Lite Frame Available
- ▣ Scrolled & Flat Advanta Lite Frame
Not available for 2'4" and 2'6" doors or 10" sidelites.
- ▣ Flat Advanta Lite Frame
Not available for 2'4" and 2'6" doors or 10" sidelites.
- 6 WBDR Options
- 6 WBDR / HVHZ Options
- E Elevated 10" Bottom Rail Options

KENSINGTON™ ◆ ◆ ◆ ◆



Smooth
S162
2'8" x 6'8"
2'10" x 6'8"
3'0" x 6'8"

PEMBRIDGE™ ◆ ◆ ◆ ◆



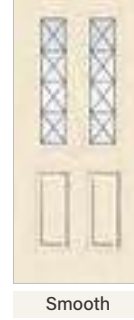
Smooth
S6572
2'8" x 6'8"
2'10" x 6'8"
3'0" x 6'8"

AXIS ◆



Smooth
S1661
2'8" x 6'8"
2'10" x 6'8"
3'0" x 6'8"

CALIX ◆ ◆ ◆ ◆




Smooth
S398
2'8" x 6'8"
2'10" x 6'8"
3'0" x 6'8"

PRIVACY & TEXTURED GLASS WITH DIVIDED LITES



Smooth
S807_

PRIVACY & TEXTURED GLASS




Smooth
S289_

CLEAR GLASS WITH DIVIDED LITES




Smooth
S807



Smooth
S1411

CLEAR GLASS



Smooth
S289

Privacy & Textured Glass Options

Add the code to the blank in the style number for the desired door and glass combination. For details on glass options, see page 111.

XK = Reeded
XE = Satin Etch

XC = Chord
XJ = Chinchilla

XR = Rainglass
XN = Granite

Note: See page 277 for important product details that may help with your purchase decision.

Right Page: Smooth-Star, Salinas Glass, Door - S9353, Sidelites - S6008SL, Finish - Canyon

Center Lites

Note: Product images show exterior side of door.



TRANSOMS

For transoms, see page 201.



Fiber-Classic & Smooth-Star

BLACKSTONE. ◆ ◆

| | | | |
|-------------------------------------------------------------------|-------------------------------------------------------------------|-----------------------------------------------------------------|------------------------------------------------------------------|
| | | | |
| Oak | Oak | Smooth | Smooth |
| FC80943 6 2'8" x 6'8" 2'10" x 6'8" 3'0" x 6'8" | FC86243 6 2'8" x 8'0" 2'10" x 8'0" 3'0" x 8'0" | S9343 6 2'8" x 6'8" 2'10" x 6'8" 3'0" x 6'8" | S83143 6 2'8" x 8'0" 2'10" x 8'0" 3'0" x 8'0" |

SEDONA ◆ ◆

| | | |
|-------------------------------------------------------------------|-------------------------------------------------------------------|-----------------------------------------------------------------|
| | | |
| Oak | Oak | Smooth |
| FC80952 6 2'8" x 6'8" 2'10" x 6'8" 3'0" x 6'8" | FC86252 6 2'8" x 8'0" 2'10" x 8'0" 3'0" x 8'0" | S9352 6 2'8" x 6'8" 2'10" x 6'8" 3'0" x 6'8" |

SALINAS. ✕

| | | | |
|------------------------------------------------------------------|-------------------------------------------------------------------|-------------------------------------------------------------------|-----------------------------------------------------------------|
| | | | |
| Smooth | Oak | Oak | Smooth |
| S83152 6 2'8" x 8'0" 2'10" x 8'0" 3'0" x 8'0" | FC80953 6 2'8" x 6'8" 2'10" x 6'8" 3'0" x 6'8" | FC86253 6 2'8" x 8'0" 2'10" x 8'0" 3'0" x 8'0" | S9353 6 2'8" x 6'8" 2'10" x 6'8" 3'0" x 6'8" |

MAPLE PARK. ◆ ◆

| | |
|-------------------------------------------------------------------|-------------------------------------------------------------------|
| | |
| Oak | Oak |
| FC80955 6 2'8" x 6'8" 2'10" x 6'8" 3'0" x 6'8" | FC86255 6 2'8" x 8'0" 2'10" x 8'0" 3'0" x 8'0" |

- ☀ Low-E Glass (LE)
- ◆ Black Nickel Caming (ID)
- ◆ Brushed Nickel Caming (IC)
- ◆ Brass Caming (IA)
- ✕ Wrought Iron (IW)
- 🏠 Simulated Divided Lites (SDL)
- ◆ Flat or Contour White Grilles Between Glass (GBGF / GBGC)
- ◆ Flat Almond Grilles Between Glass (GBGF)
- ◆ Flat Bronze Grilles Between Glass (GBGF)
- ◆ Flat or Contour Black Grilles Between Glass (GBGF / GBGC)
- ◆ Fixed Grilles (FXG)
- ◆ Scrolled & Flat Advanta Lite Frame Not available for 2'4" and 2'6" doors or 10" sidelites.
- ◆ Standard Lite Frame Available

MAPLE PARK ◆ ◆



S9355
 2'8" x 6'8"
 2'10" x 6'8"
 3'0" x 6'8"

S83155
 2'8" x 8'0"
 2'10" x 8'0"
 3'0" x 8'0"

SARATOGA ◆ ◆



FC80954
 2'8" x 6'8"
 2'10" x 6'8"
 3'0" x 6'8"

FC86254
 2'8" x 8'0"
 2'10" x 8'0"
 3'0" x 8'0"

S9354
 2'8" x 6'8"
 2'10" x 6'8"
 3'0" x 6'8"

S83154
 2'8" x 8'0"
 2'10" x 8'0"
 3'0" x 8'0"

WELLESLEY ◆ ◆ ◆



FC80949
 2'8" x 6'8"
 2'10" x 6'8"
 3'0" x 6'8"

FC86249
 2'8" x 8'0"
 2'10" x 8'0"
 3'0" x 8'0"

S9349
 2'8" x 6'8"
 2'10" x 6'8"
 3'0" x 6'8"

S83149
 2'8" x 8'0"
 2'10" x 8'0"
 3'0" x 8'0"

RISERVA ✕



FC507
 2'8" x 6'8"
 2'10" x 6'8"
 3'0" x 6'8"

FC549
 2'8" x 8'0"
 2'10" x 8'0"
 3'0" x 8'0"

S507
 2'8" x 6'8"
 2'10" x 6'8"
 3'0" x 6'8"

CONCORDE ◆ ◆ ◆



S549
 2'8" x 8'0"
 2'10" x 8'0"
 3'0" x 8'0"

FC80947
 2'8" x 6'8"
 2'10" x 6'8"
 3'0" x 6'8"

FC86247
 2'8" x 8'0"
 2'10" x 8'0"
 3'0" x 8'0"

S9347
 2'8" x 6'8"
 2'10" x 6'8"
 3'0" x 6'8"

S83147
 2'8" x 8'0"
 2'10" x 8'0"
 3'0" x 8'0"

KENSINGTON ◆ ◆ ◆



FC80942
 2'8" x 6'8"
 2'10" x 6'8"
 3'0" x 6'8"

FC86242
 2'8" x 8'0"
 2'10" x 8'0"
 3'0" x 8'0"

Privacy & Textured Glass Options

Add the code to the blank in the style number for the desired door and glass combination. For details on glass options, see page 111.

- XK = Reeded** **XC = Chord** **XR = Rainglass**
- XE = Satin Etch** **XJ = Chinchilla** **XN = Granite**

PEMBRIDGE™ ◆ ◆ ◆ ◆



Smooth

S9342

◆ ◆
2'8" x 6'8"
2'10" x 6'8"
3'0" x 6'8"



Smooth

S83142

◆ ◆
2'8" x 8'0"
2'10" x 8'0"
3'0" x 8'0"



Oak

FC6534

◆ ◆
2'8" x 6'8"
2'10" x 6'8"
3'0" x 6'8"



Oak

FC86533

◆ ◆
2'8" x 8'0"
2'10" x 8'0"
3'0" x 8'0"



Smooth

S6534

◆ ◆
2'8" x 6'8"
2'10" x 6'8"
3'0" x 6'8"



Smooth

S86533

◆ ◆
2'8" x 8'0"
2'10" x 8'0"
3'0" x 8'0"

AXIS.◆



Oak

FC1655

◆ ◆
2'8" x 6'8"
2'10" x 6'8"
3'0" x 6'8"



Oak

FC81649

◆ ◆
2'8" x 8'0"
2'10" x 8'0"
3'0" x 8'0"



Smooth

S1655

◆ ◆
2'8" x 6'8"
2'10" x 6'8"
3'0" x 6'8"



Smooth

S81649

◆ ◆
2'8" x 8'0"
2'10" x 8'0"
3'0" x 8'0"



Oak

FC393

◆ ◆
2'8" x 6'8"
2'10" x 6'8"
3'0" x 6'8"



Oak

FC8390

◆ ◆
2'8" x 8'0"
2'10" x 8'0"
3'0" x 8'0"



Smooth

S393

◆ ◆
2'8" x 6'8"
2'10" x 6'8"
3'0" x 6'8"

PRIVACY & TEXTURED GLASS WITH DIVIDED LITES



Smooth

S8390

◆ ◆
2'8" x 8'0"
2'10" x 8'0"
3'0" x 8'0"



Oak

FC809203

◆ ◆
2'8" x 6'8"
2'10" x 6'8"
3'0" x 6'8"



Oak

FC862203

◆ ◆
2'8" x 8'0"
2'10" x 8'0"
3'0" x 8'0"



Smooth

S93203

◆ ◆
2'8" x 6'8"
2'10" x 6'8"
3'0" x 6'8"



Smooth




S831203

◆ ◆
2'8" x 8'0"
2'10" x 8'0"
3'0" x 8'0"

- ◆ Black Nickel Caming (1D)
- ◆ Brushed Nickel Caming (1C)
- ◆ Brass Caming (1A)
- ◆ Wrought Iron (1W)

- ◆ Scrolled & Flat Advanta Lite Frame
Not available for 2'4" and 2'6" doors or 10" sidelites.
- ◆ WBDP / HVHZ Options

PRIVACY & TEXTURED GLASS

| | | | |
|-----------------------------------------------------------------------------------|-----------------------------------------------------------------------------------|-----------------------------------------------------------------------------------|-----------------------------------------------------------------------------------|
|  |  |  |  |
| Oak | Oak | Smooth | Smooth |
| FC80920_ 2'8" x 6'8" 2'10" x 6'8" 3'0" x 6'8" | FC86220_ 2'8" x 8'0" 2'10" x 8'0" 3'0" x 8'0" | S9320_ 2'8" x 6'8" 2'10" x 6'8" 3'0" x 6'8" | S83120_ 2'8" x 8'0" 2'10" x 8'0" 3'0" x 8'0" |







INTERNAL BLINDS

| | | |
|------------------------------------------------------------------------------------|-------------------------------------------------------------------------------------|-------------------------------------------------------------------------------------|
|  |  |  |
| Oak | Oak | Smooth |
| FC925 2'8" x 6'8" 2'10" x 6'8" 3'0" x 6'8" | FC8972 2'8" x 8'0" 2'10" x 8'0" 3'0" x 8'0" | S925 2'8" x 6'8" 2'10" x 6'8" 3'0" x 6'8" |

CLEAR GLASS WITH DIVIDED LITES

| | | | | | | |
|------------------------------------------------------------------------------------|------------------------------------------------------------------------------------|------------------------------------------------------------------------------------|------------------------------------------------------------------------------------|-------------------------------------------------------------------------------------|--------------------------------------------------------------------------------------|--------------------------------------------------------------------------------------|
|  |  |  |  |  |  |  |
| Smooth | Oak | Oak | Smooth | Smooth | Oak | Oak |
| S8972 2'8" x 8'0" 2'10" x 8'0" 3'0" x 8'0" | FC809203 2'8" x 6'8" 2'10" x 6'8" 3'0" x 6'8" | FC862203 2'8" x 8'0" 2'10" x 8'0" 3'0" x 8'0" | S93203 2'8" x 6'8" 2'10" x 6'8" 3'0" x 6'8" | S831203 2'8" x 8'0" 2'10" x 8'0" 3'0" x 8'0" | FC1404 2'8" x 6'8" 2'10" x 6'8" 3'0" x 6'8" | FC8141 2'8" x 8'0" 2'10" x 8'0" 3'0" x 8'0" |

CLEAR GLASS

| | | | | | |
|-------------------------------------------------------------------------------------|-------------------------------------------------------------------------------------|-------------------------------------------------------------------------------------|-------------------------------------------------------------------------------------|--------------------------------------------------------------------------------------|---------------------------------------------------------------------------------------|
|  |  |  |  |  |  |
| Smooth | Smooth | Oak | Oak | Smooth | Smooth |
| S1404 2'8" x 6'8" 2'10" x 6'8" 3'0" x 6'8" | S8141 2'8" x 8'0" 2'10" x 8'0" 3'0" x 8'0" | FC80920 2'8" x 6'8" 2'10" x 6'8" 3'0" x 6'8" | FC86220 2'8" x 8'0" 2'10" x 8'0" 3'0" x 8'0" | S9320 2'8" x 6'8" 2'10" x 6'8" 3'0" x 6'8" | S83120 2'8" x 8'0" 2'10" x 8'0" 3'0" x 8'0" |

Privacy & Textured Glass Options

Add the code to the blank in the style number for the desired door and glass combination. For details on glass options, see page 111.

XK = Reeded
XE = Satin Etch

XC = Chord
XJ = Chinchilla

XR = Rainglass
XN = Granite

*Not recommended for use behind storm doors or to be painted dark colors, if exposed to direct sunlight.

**Available with Advanta flat lite frame only.

***Available with Advanta flat lite frame or Impact-rated lite frame only.

Note: See page 277 for important product details that may help with your purchase decision.

Right Page: Smooth-Star, Calix Glass, Door- S3540, Finish - Arctic Ice



TRANSOMS

For transoms, see page 201.

OPTIONAL DENTIL SHELVES*



4-Block Dentil Shelf

Available for all Craftsman-lite Fiber-Classic Mahogany Collection doors.



4-Block Dentil Shelf

Available for all Craftsman-lite Smooth-Star doors.

SEDONA ◆◆



| | | | | |
|--------------------------------------------------------------------|---------------------------------------------------------------------|------------------------------------------------------------------|----------------------------------------------------------------|-----------------------------------------------------------------|
| S2650** LE 2'8" x 6'8" 2'10" x 6'8" 3'0" x 6'8" | S82650** LE 2'8" x 8'0" 2'10" x 8'0" 3'0" x 8'0" | FCM604 6 2'8" x 6'8" 2'10" x 6'8" 3'0" x 6'8" | S604 6 2'8" x 6'8" 2'10" x 6'8" 3'0" x 6'8" | S8604 6 2'8" x 8'0" 2'10" x 8'0" 3'0" x 8'0" |
|--------------------------------------------------------------------|---------------------------------------------------------------------|------------------------------------------------------------------|----------------------------------------------------------------|-----------------------------------------------------------------|

MAPLE PARK ◆◆



| | | | | |
|---------------------------------------------------------------------|----------------------------------------------------------------------|------------------------------------------------------------------|----------------------------------------------------------------|-----------------------------------------------------------------|
| S2630*** LE 2'8" x 6'8" 2'10" x 6'8" 3'0" x 6'8" | S82630*** LE 2'8" x 8'0" 2'10" x 8'0" 3'0" x 8'0" | FCM609 6 2'8" x 6'8" 2'10" x 6'8" 3'0" x 6'8" | S609 6 2'8" x 6'8" 2'10" x 6'8" 3'0" x 6'8" | S8609 6 2'8" x 8'0" 2'10" x 8'0" 3'0" x 8'0" |
|---------------------------------------------------------------------|----------------------------------------------------------------------|------------------------------------------------------------------|----------------------------------------------------------------|-----------------------------------------------------------------|

SARATOGA ◆◆



| | | | | |
|------------------------------------------------------------------|---------------------------------------------------------------------|----------------------------------------------------------------------|----------------------------------------------------------------|-----------------------------------------------------------------|
| FCM602 6 2'8" x 6'8" 2'10" x 6'8" 3'0" x 6'8" | S2660*** LE 2'8" x 6'8" 2'10" x 6'8" 3'0" x 6'8" | S82660*** LE 2'8" x 8'0" 2'10" x 8'0" 3'0" x 8'0" | S602 6 2'8" x 6'8" 2'10" x 6'8" 3'0" x 6'8" | S8602 6 2'8" x 8'0" 2'10" x 8'0" 3'0" x 8'0" |
|------------------------------------------------------------------|---------------------------------------------------------------------|----------------------------------------------------------------------|----------------------------------------------------------------|-----------------------------------------------------------------|

RISERVA ✕




| | | |
|------------------------------------------------------------------|---------------------------------------------------------------------|----------------------------------------------------------------------|
| FCM508 6 2'8" x 6'8" 2'10" x 6'8" 3'0" x 6'8" | S2670*** LE 2'8" x 6'8" 2'10" x 6'8" 3'0" x 6'8" | S82670*** LE 2'8" x 8'0" 2'10" x 8'0" 3'0" x 8'0" |
|------------------------------------------------------------------|---------------------------------------------------------------------|----------------------------------------------------------------------|

RISERVA Continues on next page.

- Low-E Glass (LE)
- Black Nickel Caming (ID)
- Brushed Nickel Caming (IC)
- Brass Caming (IA)
- Simulated Divided Lites (SDL)
- Flat or Contour White Grilles Between Glass (GBGF / GBGC)
- Flat Almond Grilles Between Glass (GBGF)
- Flat Bronze Grilles Between Glass (GBGF)
- Flat or Contour Black Grilles Between Glass (GBGC)
- Fixed Grilles (FXG)
- Scrolled & Flat Advanta Lite Frame
Not available for 2'4" and 2'6" doors or 10" sidelites.
- Scrolled Advanta Lite Frame
Not available for 2'4" and 2'6" doors or 10" sidelites.
- Flat Advanta Lite Frame
Not available for 2'4" and 2'6" doors or 10" sidelites.
- Standard Lite Frame Available
- WBDR / HVHZ Options

RISERVA X Continued



Smooth

| | |
|-------------------|--------------------|
| S508 6E | S8508 6E |
| 2'8" x 6'8" | 2'8" x 8'0" |
| 2'10" x 6'8" | 2'10" x 8'0" |
| 3'0" x 6'8" | 3'0" x 8'0" |

PEMBRIDGE ♦ ♦ ♦



Mahogany


FCM6520
6E

2'8" x 6'8"
2'10" x 6'8"
3'0" x 6'8"



Smooth

| | |
|---------------------|----------------------|
| S2640* 6E | S82640* 6E |
| 2'8" x 6'8" | 2'8" x 8'0" |
| 2'10" x 6'8" | 2'10" x 8'0" |
| 3'0" x 6'8" | 3'0" x 8'0" |



Smooth

| | |
|--------------------|---------------------|
| S6520 6E | S86520 6E |
| 2'8" x 6'8" | 2'8" x 8'0" |
| 2'10" x 6'8" | 2'10" x 8'0" |
| 3'0" x 6'8" | 3'0" x 8'0" |

AXIS ♦



Mahogany

FCM1650
6E

2'8" x 6'8"
2'10" x 6'8"
3'0" x 6'8"

CALIX ♦ ♦ ♦



Smooth

| | |
|---------------------|----------------------|
| S2620* 6E | S82620* 6E |
| 2'8" x 6'8" | 2'8" x 8'0" |
| 2'10" x 6'8" | 2'10" x 8'0" |
| 3'0" x 6'8" | 3'0" x 8'0" |



Smooth

| | |
|--------------------|---------------------|
| S1650 6E | S81650 6E |
| 2'8" x 6'8" | 2'8" x 8'0" |
| 2'10" x 6'8" | 2'10" x 8'0" |
| 3'0" x 6'8" | 3'0" x 8'0" |



Mahogany

FCM6975
6E

2'8" x 6'8"
2'10" x 6'8"
3'0" x 6'8"



Smooth

| | |
|---------------------|----------------------|
| S3540* 6E | S83540* 6E |
| 2'8" x 6'8" | 2'8" x 8'0" |
| 2'10" x 6'8" | 2'10" x 8'0" |
| 3'0" x 6'8" | 3'0" x 8'0" |



Smooth

| | |
|--------------------|---------------------|
| S6975 6E | S86975 6E |
| 2'8" x 6'8" | 2'8" x 8'0" |
| 2'10" x 6'8" | 2'10" x 8'0" |
| 3'0" x 6'8" | 3'0" x 8'0" |

PRIVACY & TEXTURED GLASS WITH DIVIDED LITES



Mahogany

FCM605_
6E

2'8" x 6'8"
2'10" x 6'8"
3'0" x 6'8"



Mahogany

FCM606_
6E

2'8" x 6'8"
2'10" x 6'8"
3'0" x 6'8"



Mahogany

FCM607_
6E

2'8" x 6'8"
2'10" x 6'8"
3'0" x 6'8"



Mahogany

FCM608_
6E

2'8" x 6'8"
2'10" x 6'8"
3'0" x 6'8"



Smooth

S605_
6E

2'8" x 6'8"
2'10" x 6'8"
3'0" x 6'8"



Smooth

| | |
|--------------------|---------------------|
| S606_ 6E | S8606_ 6E |
| 2'8" x 6'8" | 2'8" x 8'0" |
| 2'10" x 6'8" | 2'10" x 8'0" |
| 3'0" x 6'8" | 3'0" x 8'0" |

Privacy & Textured Glass Options

Add the code to the blank in the style number for the desired door and glass combination. For details on glass options, see page 111.

XE = Satin Etch **XJ = Chinchilla** **XN = Granite**
XC = Chord **XR = Rainglass**

*Available with Advanta flat lite frame or Impact-rated lite frame only.
Note: See page 277 for important product details that may help with your purchase decision.

PRIVACY & TEXTURED GLASS














| | | | | | | | | |
|-------------------------------------------------------------------------------------------------------------------------------------------------|--------------------------------------------------------------------------------------------------------------------------------------------------|-------------------------------------------------------------------------------------------------------------------------------------------------|--------------------------------------------------------------------------------------------------------------------------------------------------|---------------------------------------------------------------------------------------------------------------------------------------------------|---------------------------------------------------------------------------------------------------------------------------------------------------|------------------------------------------------------------------------------------------------------------------------------------------------------|---------------------------------------------------------------------------------------------------------------------------------------------------|----------------------------------------------------------------------------------------------------------------------------------------------------|
|  |  |  |  |  | | | | |
| Smooth | Smooth | Mahogany | Smooth | Smooth | | | | |
| S607_  2'8" x 6'8" 2'10" x 6'8" 3'0" x 6'8" | S8607_  2'8" x 8'0" 2'10" x 8'0" 3'0" x 8'0" | S608_  2'8" x 6'8" 2'10" x 6'8" 3'0" x 6'8" | S8608_  2'8" x 8'0" 2'10" x 8'0" 3'0" x 8'0" | FCM601_  2'8" x 6'8" 2'10" x 6'8" 3'0" x 6'8" | S2610_*  2'8" x 6'8" 2'10" x 6'8" 3'0" x 6'8" | S82610_*  2'8" x 8'0" 2'10" x 8'0" 3'0" x 8'0" | S601_  2'8" x 6'8" 2'10" x 6'8" 3'0" x 6'8" | S8600_  2'8" x 8'0" 2'10" x 8'0" 3'0" x 8'0" |

CLEAR GLASS WITH DIVIDED LITES

| | | | | | | | |
|----------------------------------------------------------------------------------------------------------------------------------------------------|----------------------------------------------------------------------------------------------------------------------------------------------------|----------------------------------------------------------------------------------------------------------------------------------------------------|----------------------------------------------------------------------------------------------------------------------------------------------------|--------------------------------------------------------------------------------------------------------------------------------------------------|-----------------------------------------------------------------------------------------------------------------------------------------------------|----------------------------------------------------------------------------------------------------------------------------------------------------|-----------------------------------------------------------------------------------------------------------------------------------------------------|
|  |  |  |  |  |  | | |
| Mahogany | Mahogany | Mahogany | Mahogany | Smooth | Smooth | | |
| FCM605  2'8" x 6'8" 2'10" x 6'8" 3'0" x 6'8" | FCM606  2'8" x 6'8" 2'10" x 6'8" 3'0" x 6'8" | FCM607  2'8" x 6'8" 2'10" x 6'8" 3'0" x 6'8" | FCM608  2'8" x 6'8" 2'10" x 6'8" 3'0" x 6'8" | S605  2'8" x 6'8" 2'10" x 6'8" 3'0" x 6'8" | S8605  2'8" x 8'0" 2'10" x 8'0" 3'0" x 8'0" | S606  2'8" x 6'8" 2'10" x 6'8" 3'0" x 6'8" | S8606  2'8" x 8'0" 2'10" x 8'0" 3'0" x 8'0" |

CLEAR GLASS

| | | | | | | |
|--------------------------------------------------------------------------------------------------------------------------------------------------|---------------------------------------------------------------------------------------------------------------------------------------------------|----------------------------------------------------------------------------------------------------------------------------------------------------|----------------------------------------------------------------------------------------------------------------------------------------------------|------------------------------------------------------------------------------------------------------------------------------------------------------|----------------------------------------------------------------------------------------------------------------------------------------------------|-----------------------------------------------------------------------------------------------------------------------------------------------------|
|  |  |  |  |  | | |
| Smooth | Smooth | Mahogany | Smooth | Smooth | | |
| S607  2'8" x 6'8" 2'10" x 6'8" 3'0" x 6'8" | S8607  2'8" x 8'0" 2'10" x 8'0" 3'0" x 8'0" | FCM601  2'8" x 6'8" 2'10" x 6'8" 3'0" x 6'8" | S2610*  2'8" x 6'8" 2'10" x 6'8" 3'0" x 6'8" | S82610*  2'8" x 8'0" 2'10" x 8'0" 3'0" x 8'0" | S601  2'8" x 6'8" 2'10" x 6'8" 3'0" x 6'8" | S8601  2'8" x 8'0" 2'10" x 8'0" 3'0" x 8'0" |

-  Black Nickel Caming (1D)
-  Brushed Nickel Caming (1C)
-  Brass Caming (1A)
-  Wrought Iron (1W)
-  Simulated Divided Lites (SDL)
-  Flat Lite Frame
-  Scrolled & Flat Advanta Lite Frame
Not available for 2'4" and 2'6" doors or 10" sidelites.
-  Scrolled Advanta Lite Frame
Not available for 2'4" and 2'6" doors or 10" sidelites.
-  Flat Advanta Lite Frame
Not available for 2'4" and 2'6" doors or 10" sidelites.
-  Standard Lite Frame Available
-  WBDOR Options
-  WBDOR / HVHZ Options
-  Elevated 10" Bottom Rail Options

Minimal Lites


Note: Product images show exterior side of door.

Fiber-Classic & Smooth-Star



TRANSOMS

For transoms, see page 201.



MAPLE PARK. ◆ ◆

| | | | | | |
|-------------------------------------------------------------------------------------------------------|-----------------------------------------------------------|--------------------------------------------------------------------------------------------------|----------------------------------------------------------|-----------------------------------------------------------------------------------------------------|---------------------------------------------------------|
|  Mahogany | |  Oak | |  Smooth | |
| FCM736 28" x 6'8" 210" x 6'8" 30" x 6'8" | FCM8736 28" x 8'0" 210" x 8'0" 30" x 8'0" | FC736 28" x 6'8" (70") 210" x 6'8" (70") 30" x 6'8" (70") | FC8736 28" x 8'0" 210" x 8'0" 30" x 8'0" | S736 E 28" x 6'8" (70") 210" x 6'8" (70") 30" x 6'8" (70") | S8736 28" x 8'0" 210" x 8'0" 30" x 8'0" |

SARATOGA™ ◆ ◆

| | | | |
|--------------------------------------------------------------------------------------------------------|-----------------------------------------------------------|----------------------------------------------------------------------------------------------------|----------------------------------------------------------|
|  Mahogany | |  Oak | |
| FCM707 28" x 6'8" 210" x 6'8" 30" x 6'8" | FCM8707 28" x 8'0" 210" x 8'0" 30" x 8'0" | FC707 28" x 6'8" (70") 210" x 6'8" (70") 30" x 6'8" (70") | FC8707 28" x 8'0" 210" x 8'0" 30" x 8'0" |

WELLESLEY™ ◆ ◆ ◆

| | | | | | | | |
|------------------------------------------------------------------------------------------------------|---------------------------------------------------------|--------------------------------------------------------------------------------------------------------|-----------------------------------------------------------|---------------------------------------------------------------------------------------------------|----------------------------------------------------------|-------------------------------------------------------------------------------------------------------|---------------------------------------------------------|
|  Smooth | |  Mahogany | |  Oak | |  Smooth | |
| S707 E 28" x 6'8" (70") 210" x 6'8" (70") 30" x 6'8" (70") | S8707 28" x 8'0" 210" x 8'0" 30" x 8'0" | FCM721 28" x 6'8" 210" x 6'8" 30" x 6'8" | FCM8721 28" x 8'0" 210" x 8'0" 30" x 8'0" | FC721 28" x 6'8" (70") 210" x 6'8" (70") 30" x 6'8" (70") | FC8721 28" x 8'0" 210" x 8'0" 30" x 8'0" | S721 E 28" x 6'8" (70") 210" x 6'8" (70") 30" x 6'8" (70") | S8721 28" x 8'0" 210" x 8'0" 30" x 8'0" |

Note: See page 277 for important product details that may help with your purchase decision.

Top: Fiber-Classic Oak Collection, Concorde Glass, Door – FC917, Sidelite – FC910SL

CONCORDE™ ◆ ◆ ◆ ◆



Mahogany

FCM735
 28" x 6'8"
 210" x 6'8"
 30" x 6'8"

FCM8735
 28" x 8'0"
 210" x 8'0"
 30" x 8'0"



Oak

FC735
 28" x 6'8" (70")
 210" x 6'8" (70")
 30" x 6'8" (70")

FC8735
 28" x 8'0"
 210" x 8'0"
 30" x 8'0"



Smooth

S735
 28" x 6'8" (70")
 210" x 6'8" (70")
 30" x 6'8" (70")

S8735
 28" x 8'0"
 210" x 8'0"
 30" x 8'0"

PEMBRIDGE™ ◆ ◆ ◆ ◆



Mahogany

FCM745
 28" x 6'8"
 210" x 6'8"
 30" x 6'8"

FCM8745
 28" x 8'0"
 210" x 8'0"
 30" x 8'0"



Oak

FC745
 28" x 6'8" (70")
 210" x 6'8" (70")
 30" x 6'8" (70")

FC8745
 28" x 8'0"
 210" x 8'0"
 30" x 8'0"

CLEAR GLASS WITH DIVIDED LITES



Smooth

S745
 28" x 6'8" (70")
 210" x 6'8" (70")
 30" x 6'8" (70")

S8745
 28" x 8'0"
 210" x 8'0"
 30" x 8'0"



Mahogany

FCM752
 28" x 6'8"
 210" x 6'8"
 30" x 6'8"

FCM8752
 28" x 8'0"
 210" x 8'0"
 30" x 8'0"



Oak

FC752
 28" x 6'8" (70")
 210" x 6'8" (70")
 30" x 6'8" (70")

FC8752
 28" x 8'0"
 210" x 8'0"
 30" x 8'0"



Smooth

S752
 28" x 6'8" (70")
 210" x 6'8" (70")
 30" x 6'8" (70")

S8752
 28" x 8'0"
 210" x 8'0"
 30" x 8'0"



Mahogany

FCM704
 28" x 6'8"
 210" x 6'8"
 30" x 6'8"

FCM8704
 28" x 8'0"
 210" x 8'0"
 30" x 8'0"

CLEAR GLASS



Oak

FC704
 28" x 6'8" (70")
 210" x 6'8" (70")
 30" x 6'8" (70")

FC8704
 28" x 8'0"
 210" x 8'0"
 30" x 8'0"



Smooth

S704
 28" x 6'8" (70")
 210" x 6'8" (70")
 30" x 6'8" (70")

S8704
 28" x 8'0"
 210" x 8'0"
 30" x 8'0"



Mahogany

FCM708
 28" x 6'8"
 210" x 6'8"
 30" x 6'8"

FCM8708
 28" x 8'0"
 210" x 8'0"
 30" x 8'0"



Oak

FC708
 28" x 6'8" (70")
 210" x 6'8" (70")
 30" x 6'8" (70")

FC8708
 28" x 8'0"
 210" x 8'0"
 30" x 8'0"



Smooth

S708
 28" x 6'8" (70")
 210" x 6'8" (70")
 30" x 6'8" (70")

S8708
 28" x 8'0"
 210" x 8'0"
 30" x 8'0"

- ◆ Low-E Glass (LE)
- ◆ Black Nickel Caming (ID)
- ◆ Brushed Nickel Caming (IC)
- ◆ Brass Caming (IA)

- ◆ Flat or Contour White Grilles Between Glass (GBGF / GBGC)
- ◆ Flat Almond Grilles Between Glass (GBGF)
- ◆ Flat Bronze Grilles Between Glass (GBGF)

- ◆ Fixed Grilles (FXG)
- ◆ Standard Lite Frame Available
- E** Elevated 10" Bottom Rail Options


CONCORDE™ ◆ ◆ ◆ ◆



Oak

FC917

2'8" x 6'8"
2'10" x 6'8"
3'0" x 6'8"



Smooth

S454

2'8" x 6'8"
2'10" x 6'8"
3'0" x 6'8"

CLEAR GLASS WITH DIVIDED LITES



Oak

FC23

2'8" x 6'8"
2'10" x 6'8"
3'0" x 6'8"



Smooth

S255

2'8" x 6'8"
2'10" x 6'8"
3'0" x 6'8"


CLEAR GLASS



Oak

FC803

2'8" x 6'8"
2'10" x 6'8"
3'0" x 6'8"



Smooth

S256

2'8" x 6'8"
2'10" x 6'8"
3'0" x 6'8"

CLEAR GLASS WITH DIVIDED LITES



Smooth

S236

2'8" x 6'8"
2'10" x 6'8"
3'0" x 6'8"



Smooth

S237

2'8" x 6'8"
2'10" x 6'8"
3'0" x 6'8"

(Scalloped Lite Frame)

S8317

2'8" x 8'0"
2'10" x 8'0"
3'0" x 8'0"

PEMBRIDGE™ ◆ ◆ ◆ ◆



Mahogany

FCM6570

2'8" x 6'8"
2'10" x 6'8"
3'0" x 6'8"

FCM86570

2'8" x 8'0"
2'10" x 8'0"
3'0" x 8'0"



Oak

FC6570

2'6" x 6'8" (7'0")*
2'8" x 6'8" (7'0")
2'10" x 6'8" (7'0")
3'0" x 6'8" (7'0")

FC86570

2'8" x 8'0"
2'10" x 8'0"
3'0" x 8'0"



Smooth

S6570

2'6" x 6'8"*
2'8" x 6'8" (7'0")
2'10" x 6'8" (7'0")
3'0" x 6'8" (7'0")

S86570

2'6" x 8'0"*
2'8" x 8'0"
2'10" x 8'0"
3'0" x 8'0"

AXIS.◆



Mahogany

FCM1645

2'8" x 6'8"
2'10" x 6'8"
3'0" x 6'8"

FCM81645

2'8" x 8'0"
2'10" x 8'0"
3'0" x 8'0"



Oak

FC1645

2'6" x 6'8" (7'0")*
2'8" x 6'8" (7'0")
2'10" x 6'8" (7'0")
3'0" x 6'8" (7'0")

FC81645

2'8" x 8'0"
2'10" x 8'0"
3'0" x 8'0"



Smooth

S1645

2'6" x 6'8"*
2'8" x 6'8" (7'0")
2'10" x 6'8" (7'0")
3'0" x 6'8" (7'0")

S81645

2'6" x 8'0"*
2'8" x 8'0"
2'10" x 8'0"
3'0" x 8'0"

Privacy & Textured Glass Options

Add the code to the blank in the style number for the desired door and glass combination. For details on glass options, see page 111.

XK = Reeded

XE = Satin Etch

XC = Chord

XJ = Chinchilla

XR = Rainglass

XN = Granite

*Not available with Advanta lite frame.

Note: See page 277 for important product details that may help with your purchase decision.

PRIVACY & TEXTURED GLASS



Mahogany

FCM61_

2'8" x 6'8"
2'10" x 6'8"
3'0" x 6'8"

FCM861_

2'8" x 8'0"
2'10" x 8'0"
3'0" x 8'0"




Oak

FC61_

2'6" x 6'8" (7'0")*
2'8" x 6'8" (7'0")
2'10" x 6'8" (7'0")
3'0" x 6'8" (7'0")

FC861_

2'8" x 8'0"
2'10" x 8'0"
3'0" x 8'0"



Smooth

S296_

2'6" x 6'8"*
2'8" x 6'8" (7'0")
2'10" x 6'8" (7'0")
3'0" x 6'8" (7'0")

S896_

2'6" x 8'0"*
2'8" x 8'0"
2'10" x 8'0"
3'0" x 8'0"

CLEAR GLASS



Mahogany

FCM61

2'8" x 6'8"
2'10" x 6'8"
3'0" x 6'8"

FCM861

2'8" x 8'0"
2'10" x 8'0"
3'0" x 8'0"



Oak

FC61

2'6" x 6'8" (7'0")*
2'8" x 6'8" (7'0")
2'10" x 6'8" (7'0")
3'0" x 6'8" (7'0")

FC861

2'8" x 8'0"
2'10" x 8'0"
3'0" x 8'0"



Smooth

S296

2'6" x 6'8"*
2'8" x 6'8" (7'0")
2'10" x 6'8" (7'0")
3'0" x 6'8" (7'0")

S896

2'6" x 8'0"*
2'8" x 8'0"
2'10" x 8'0"
3'0" x 8'0"



Noise Reduction Doors

Therma-Tru® Noise Reduction doors deliver aesthetics with a commercial level of performance for residential projects. Ideal for multi-use and urban in-fill projects located near sources of noise pollution, our Noise Reduction doors provide a Sound Transmission Class (STC) rating of 36. Our Noise Reduction lites also offer added security from forced entry with laminated glass surrounded by a standard Lip-lite frame.

Note: Also available in decorative full-lite glass option in aluminum Lip-lite frame.



Smooth

S140STC

2'6" x 6'8" (7'0")*
2'8" x 6'8" (7'0")
2'10" x 6'8" (7'0")
3'0" x 6'8" (7'0")

S8140STC

2'6" x 8'0"*
2'8" x 8'0"
3'0" x 8'0"



Smooth

S141STC

2'6" x 6'8" (7'0")*
2'8" x 6'8" (7'0")
2'10" x 6'8" (7'0")
3'0" x 6'8" (7'0")



Smooth

S6063STC

2'6" x 6'8" (7'0")*
2'8" x 6'8" (7'0")
2'10" x 6'8" (7'0")
3'0" x 6'8" (7'0")

- No Stile Lines
- ☀ Low-E Glass (LE)
- ◆ Black Nickel Caming (ID)
- Brushed Nickel Caming (IC)

- ◆ Brass Caming (IA)
- ◆ Flat or Contour White Grilles Between Glass (GBGF / GBGC)
- ◆ Flat Almond Grilles Between Glass (GBGF)

- ◆ Flat Bronze Grilles Between Glass (GBGF)
- ◆ Flat White Grilles Between Glass Only (GBGFW)
- ◆ Fixed Grilles (FXG)

- ◆ Scrolled & Flat Advanta Lite Frame
- Not available for 24" and 2'6" doors or 10" sidelites.

- ◆ Standard Lite Frame Available

- E Elevated 10" Bottom Rail Options

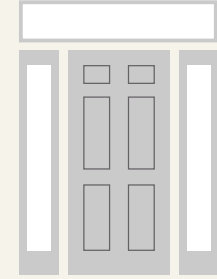
Solid Panel

Note: Product images show exterior side of door.



TRANSOMS

For transoms, see page 201.



Mahogany

FCM31
 
 2'8" x 6'8"
 2'10" x 6'8"
 3'0" x 6'8"



Mahogany

FCM220
 
 2'8" x 6'8"
 2'10" x 6'8"
 3'0" x 6'8"



Mahogany

FCM205
 
 2'8" x 6'8"
 2'10" x 6'8"
 3'0" x 6'8"



Mahogany

FCM755
 
 2'8" x 6'8"
 2'10" x 6'8"
 3'0" x 6'8"





Mahogany

FCM600
 
 2'8" x 6'8"
 2'10" x 6'8"
 3'0" x 6'8"





Mahogany

FCM60
 
 2'8" x 6'8"
 2'10" x 6'8"
 3'0" x 6'8"






Mahogany

FCM860
 
 2'8" x 8'0"
 2'10" x 6'8"
 3'0" x 8'0"




Mahogany

FCM1000
  
 2'0" x 6'8"
 2'4" x 6'8"
 2'6" x 6'8" (7'0")
 2'8" x 6'8" (7'0")
 2'10" x 6'8" (7'0")
 3'0" x 6'8" (7'0")



Oak

FC31
 
 2'8" x 6'8"
 2'10" x 6'8"
 3'0" x 6'8"





Oak

FC809
 
 2'8" x 6'8"
 2'10" x 6'8"
 3'0" x 6'8"




Oak

FC755
 
 2'8" x 6'8"
 2'10" x 6'8"
 3'0" x 6'8"




Oak

FC862
 
 2'8" x 8'0"
 2'10" x 8'0"
 3'0" x 8'0"



Oak

FC60
  
 2'6" x 6'8" (7'0")
 2'8" x 6'8" (7'0")
 2'10" x 6'8" (7'0")
 3'0" x 6'8" (7'0")



FC860
 
 2'8" x 8'0"
 2'10" x 8'0"
 3'0" x 8'0"

Note: See page 277 for important product details that may help with your purchase decision.



Oak

1000

6E
 20" x 6'8"
 24" x 6'8"
 26" x 6'8" (70")
 28" x 6'8" (70")
 210" x 6'8" (70")
 30" x 6'8" (70")

81000

6
 20" x 8'0"
 24" x 8'0"
 26" x 8'0"
 28" x 8'0"
 210" x 8'0"
 30" x 8'0"



Smooth

S93

6
 28" x 6'8"
 210" x 6'8"
 30" x 6'8"



Smooth

S45

6
 28" x 6'8"
 210" x 6'8"
 30" x 6'8"



Smooth

S220

6E
 28" x 6'8" (70")
 210" x 6'8" (70")
 30" x 6'8" (70")

S8200

6E
 28" x 8'0"
 210" x 8'0"
 30" x 8'0"




Smooth

S1100

6E
 28" x 6'8"
 210" x 6'8"
 30" x 6'8"

S81100

6
 28" x 8'0"
 210" x 8'0"
 30" x 8'0"



Smooth

S3301

6E
 28" x 6'8"
 210" x 6'8"
 30" x 6'8"

S83301

6
 28" x 8'0"
 210" x 8'0"
 30" x 8'0"



Smooth

S3401L

6E
 28" x 6'8"
 210" x 6'8"
 30" x 6'8"

S83401L

6
 28" x 8'0"
 210" x 8'0"
 30" x 8'0"



Smooth

S3401R

6E
 28" x 6'8"
 210" x 6'8"
 30" x 6'8"

S83401R

6
 28" x 8'0"
 210" x 8'0"
 30" x 8'0"



Smooth

S3501L

6E
 28" x 6'8"
 210" x 6'8"
 30" x 6'8"

S83501L

6
 28" x 8'0"
 210" x 8'0"
 30" x 8'0"



Smooth

S3501R

6E
 28" x 6'8"
 210" x 6'8"
 30" x 6'8"

S83501R

6
 28" x 8'0"
 210" x 8'0"
 30" x 8'0"



Smooth

S3601L

6E
 28" x 6'8"
 210" x 6'8"
 30" x 6'8"

S83601L

6
 28" x 8'0"
 210" x 8'0"
 30" x 8'0"



Smooth

S3601R

6E
 28" x 6'8"
 210" x 6'8"
 30" x 6'8"

S83601R

6
 28" x 8'0"
 210" x 8'0"
 30" x 8'0"



Smooth

S5701

6E
 28" x 6'8"
 210" x 6'8"
 30" x 6'8"

S85701

6
 28" x 8'0"
 210" x 8'0"
 30" x 8'0"



Smooth

S5721

6E
 28" x 6'8"
 210" x 6'8"
 30" x 6'8"

S85721

6
 28" x 8'0"
 210" x 8'0"
 30" x 8'0"

SOLID PANEL *Continues on next page.*

No Stile Lines

Door Divider Bars (DDBF2)

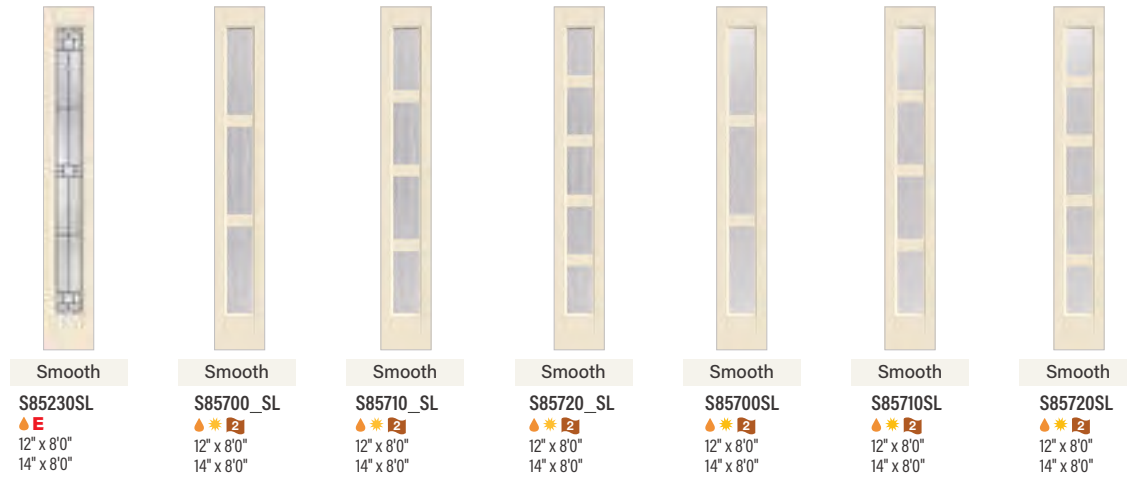
WBDR Options

WBDR / HVHZ Options

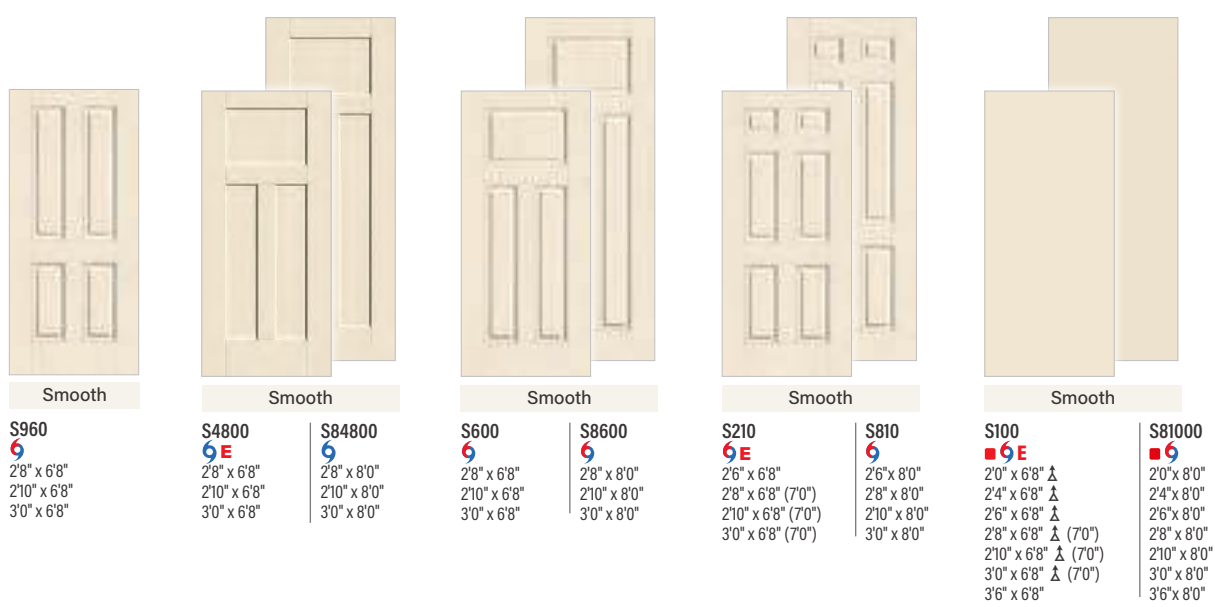
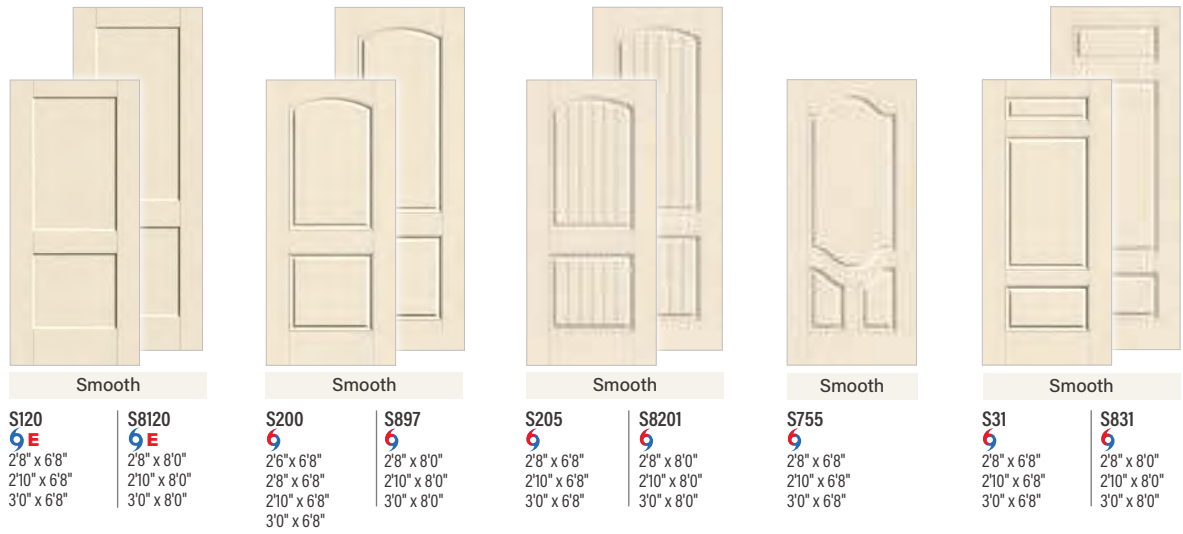
6'6" Height Available

Elevated 10" Bottom Rail Options

SOLID PANEL *Continued*



Pair full-lite Shaker flush-glazed sidelites with solid-panel doors for natural light in the entry.



Privacy & Textured Glass Options

Add the code to the blank in the style number for the desired door and glass combination. For details on glass options, see page 111.

- XK = Reeded** **XC = Chord** **XR = Rainglass**
- XE = Satin Etch** **XJ = Chinchilla** **XN = Granite**

Transoms

Transoms can be stained or painted to match a Fiber-Classic® or Smooth-Star® door system.

BLACKSTONE. ◆ ■■



BSRT
3'0" door + (2) 12" sidelites
Continuous Sill Systems Only

SEDONA ◆ ■■



19055T
3'0" door + (2) 12" sidelites
3'0" door + (2) 14" sidelites
Continuous Sill Systems Only



19520T
3'0" door + (2) 12" sidelites
3'0" door + (2) 14" sidelites
Continuous Sill Systems Only

SALINAS. ✕



SART
3'0" door + (2) 12" sidelites
Continuous Sill Systems Only

MAPLE PARK. ◆ ■■



FWRT
3'0" door + (2) 12" sidelites
3'0" door + (2) 14" sidelites
Continuous Sill Systems Only

SARATOGA.™ ◆ ■■



19750T
3'0" door + (2) 12" sidelites
Continuous Sill Systems Only



19740T
3'0" Door Only

WELLESLEY.™ ◆ ■■ ◆◆



19730T
3'0" door + (2) 12" sidelites
Continuous Sill Systems Only



19720T
3'0" Door Only

RISERVA. ✕



RSRT
3'0" door + (2) 12" sidelites
Continuous Sill Systems Only

CONCORDE.™ ◆ ■■ ◆◆



CNRT
3'0" door + (2) 12" sidelites
3'0" door + (2) 14" sidelites
Continuous Sill Systems Only

KENSINGTON.™ ◆ ■■ ◆◆



KNRT
3'0" door + (2) 12" sidelites
3'0" door + (2) 14" sidelites
Continuous Sill Systems Only

PEMBRIDGE.™ ◆ ■■ ◆◆



PBRT
3'0" door + (2) 12" sidelites
3'0" door + (2) 14" sidelites
Continuous / Boxed Sill Systems

AXIS. ◆



AXRT
3'0" door + (2) 12" sidelites
3'0" door + (2) 14" sidelites
Continuous / Boxed Sill Systems

CALIX. ◆ ■■ ◆◆



CXRT
3'0" door + (2) 12" sidelites
Continuous / Boxed Sill Systems



CX30T
3'0" Door Only

LATITUDE ◆ ■■ ◆◆



LTRT
3'0" door + (2) 12" sidelites
Continuous / Boxed Sill Systems



LT30T
3'0" Door Only

ECHELON ◆ ■■ ◆◆



ECRT
3'0" door + (2) 12" sidelites
Continuous / Boxed Sill Systems



EC30T
3'0" Door Only

CLEAR GLASS



Grille Sticks Applied



19020T

◆
3'0" door + (2) 12" sidelites
Continuous Sill Systems Only
3'0" door + (2) 14" sidelites
Continuous / Boxed Sill Systems



Grille Sticks Applied




19220T

◆
3'0" door + (2) 12" sidelites
3'0" door + (2) 14" sidelites
Continuous / Boxed Sill Systems



Grille Sticks Applied



19200T
◆
3'0" Door Only



19210T
◆
12" & 14" Sidelite Only

■ No Stile Lines

🔥 Flush-Glazed Glass with Detailed Sticking (FG)

☀️ Low-E Glass (LE)

■ Simulated Divided Lites (SDLF2)

◆ Black Nickel Caming (1D)

■ Brushed Nickel Caming (1C)

◆ Brass Caming (1A)

✕ Wrought Iron (1W)

6 WBDP Options

6 WBDP / HVHZ Options

⤴️ 6'6" Height Available

E Elevated 10" Bottom Rail Options

Hinged Patio Doors

Fiber-Classic®, Smooth-Star®, Profiles™ & Traditions

Flexible options for any home.

Our Fiber-Classic, Smooth-Star, Profiles and Traditions product lines extend to the patio with a wide assortment of options that combine form and function. Explore convenient options to control natural light and privacy, complement window grid patterns and more, all backed by Therma-Tru's outstanding warranties.



Note: Finish colors may vary from an actual application due to fluctuations in finishing or printing. See your Therma-Tru seller or visit thermatru.com for details on limited warranties and exclusions, and ENERGY STAR qualified products.

Top: Smooth-Star, Clear Glass, Doors – S118

Bottom: Smooth-Star, Clear Glass with SDLs, Doors – S85715, Finish – Alpine, Onyx


DOOR SELECTIONS




**Fiber-Classic[®]
Mahogany
Collection™**



**Fiber-Classic[®]
Oak Collection™**



Smooth-Star



**Profiles™
& Traditions**

(Wood-grained images shown in Driftwood stain.)


Retractable Screen Doors

With a discreet, hidden design, retractable screen doors allow fresh air and natural light inside while keeping debris and insects out. Available for single and french inswing configurations. See pages 30–31 for details.

GLASS SELECTIONS



Internal Blinds



Low-E / Clear

Divided Lites

For details on divided lite options, see pages 112–113.



Simulated
Divided
Lites



Grilles
Between
Glass



Fixed
Grilles

Flush-Glazed Glass

Glass built directly into the door during the manufacturing process offers a seamless appearance, wider daylight opening and high-performance weather seal.

EnLiten™ Flush-Glazed Warranty Riders

See page 115 for details on the EnLiten Flush-Glazed Rider for Construction & Installation, and the EnLiten Flush-Glazed Rider for Homeowners.

■ = Available

| | Fiber-Classic | Smooth-Star | Profiles | Traditions |
|-----------------------------------------------------------------|-------------------------------------------------|-------------------------------------------------|--------------------|----------------------------------|
| Door Selections | | | | |
| Material | Fiberglass | Fiberglass | Steel | Steel |
| Warranty | Lifetime | Lifetime | 10 Years | Door: 5 Years Glass: 10 Years |
| Finish Options | Stain or Paint | Paint | Paint | Paint |
| Flush-Glazed Glass Selections | | | | |
| Internal Blinds ▲ | | ■ | | |
| Low-E Glass with and without Divided Lites ▲ | ■ | ■ | | |
| Clear Glass with and without Divided Lites ▲ | ■ | ■ | | |
| Privacy & Textured Glass with and without Divided Lites ▲ | ■ | ■ | | |
| Lip-Lite Glass Selections | | | | |
| Internal Blinds | ■ | ■ | ■ | ■ |
| Low-E Glass with and without Divided Lites | ■ | ■ | ■ | ■ |
| Clear Glass with and without Divided Lites | ■ | ■ | ■ | ■ |
| Privacy & Textured Glass with and without Divided Lites | ■ | ■ | ■ | ■ |
| Available Sizes | | | | |
| Heights | 6'6", 6'8", 7'0", 8'0" | 6'6", 6'8", 7'0", 8'0" | 6'6", 6'8", 7'0" | 6'6", 6'8", 8'0" |
| Single Widths | 2'0"–3'0" | 2'0"–3'0" | 2'0"–3'0" | 2'0"–3'0" |
| Double Widths | 4'0"–6'0" | 4'0"–6'0" | 4'0"–6'0" | 4'0"–6'0" |
| Triple Widths | 6'0"–9'0" | 6'0"–9'0" | 6'0"–9'0" | 6'0"–9'0" |
| Retrofit Openings | 5'0", 6'0" | 5'0", 6'0" | 5'0", 6'0" | 5'0", 6'0" |
| Additional Options | | | | |
| Vented Sidelites (Single / Double Widths) | 6'6", 6'8", 8'0" Heights in 2'4"–6'0" Widths | 6'6", 6'8", 8'0" Heights in 2'4"–6'0" Widths | | |
| Screens & Screen Accessories Available Colors: Bronze, White | 2" Frame, 3" Frame | 2" Frame, 3" Frame | 2" Frame, 3" Frame | 2" Frame, 3" Frame |
| Impact-Rated Options | ■ | ■ | ■ | ■ |
| Tru-Defense Eligible | ■ | ■ | | |

EnLiten™ Flush-Glazed


Internal Blinds




AVAILABLE COLLECTIONS

- Smooth-Star.

AVAILABLE DOOR STYLES



AVAILABLE CONFIGURATIONS



Hinged Patio Doors

Colonial Style Divided Lites



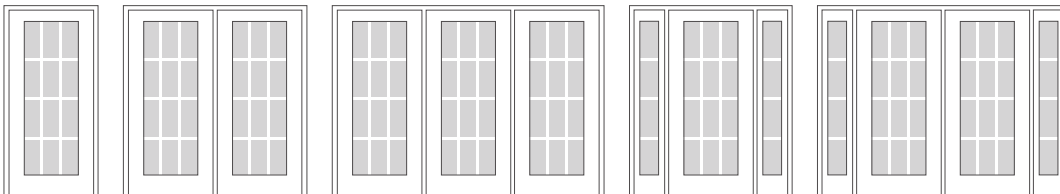
AVAILABLE COLLECTIONS

- Fiber-Classic. Oak
- Smooth-Star.

AVAILABLE DOOR STYLES



AVAILABLE CONFIGURATIONS



Prairie Style Divided Lites



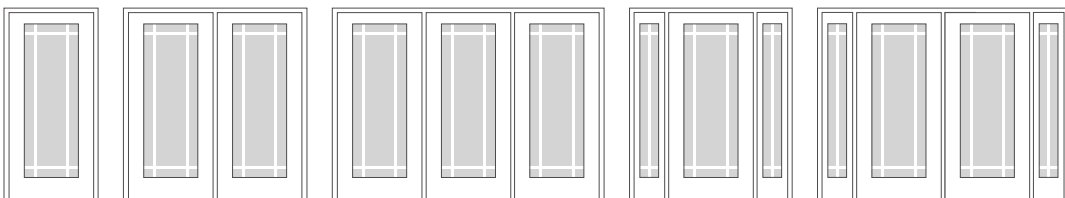
AVAILABLE COLLECTIONS

- Fiber-Classic® Oak
- Smooth-Star®

AVAILABLE DOOR STYLES



AVAILABLE CONFIGURATIONS




Low-E / Clear Glass



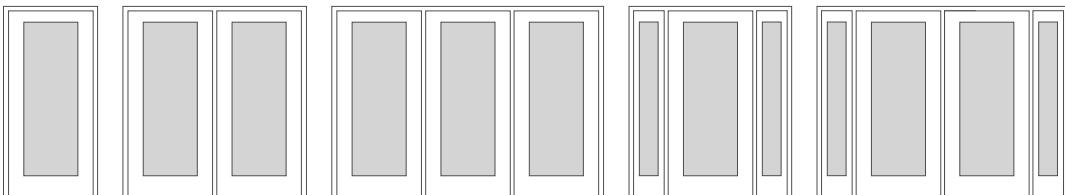
AVAILABLE COLLECTIONS

- Fiber-Classic® Oak
- Smooth-Star®

AVAILABLE DOOR STYLES



AVAILABLE CONFIGURATIONS



Lite Frames


Internal Blinds



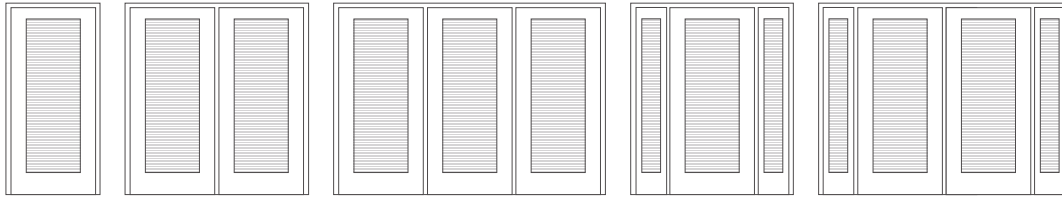
AVAILABLE COLLECTIONS

- Fiber-Classic® Mahogany
- Fiber-Classic® Oak
- Smooth-Star®
- Profiles™
- Traditions

AVAILABLE DOOR STYLES



AVAILABLE CONFIGURATIONS



Colonial Style Divided Lites




AVAILABLE COLLECTIONS

- Fiber-Classic® Mahogany
- Fiber-Classic® Oak
- Smooth-Star®
- Profiles™
- Traditions

AVAILABLE DOOR STYLES



AVAILABLE CONFIGURATIONS



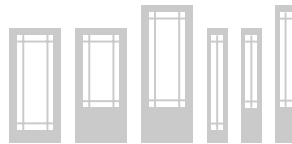
Prairie Style Divided Lites



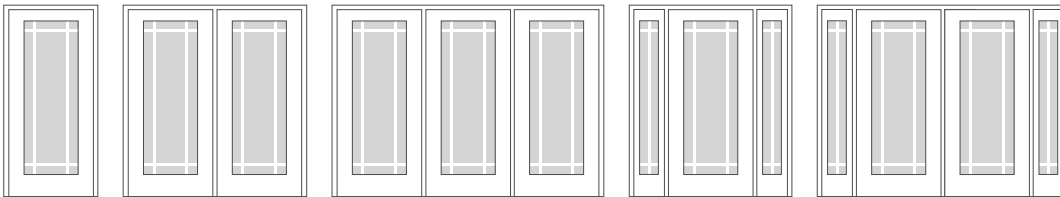
AVAILABLE COLLECTIONS

- Fiber-Classic® Mahogany
- Fiber-Classic® Oak
- Smooth-Star®
- Profiles™
- Traditions

AVAILABLE DOOR STYLES



AVAILABLE CONFIGURATIONS



Low-E / Clear Glass



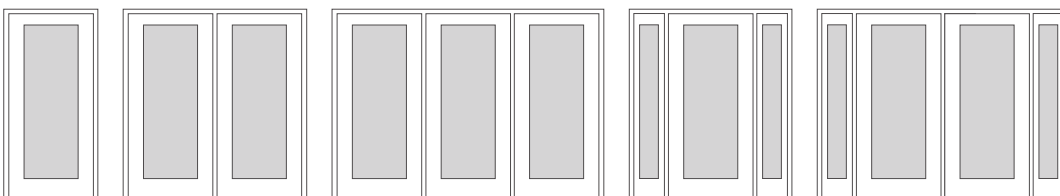
AVAILABLE COLLECTIONS

- Fiber-Classic® Mahogany
- Fiber-Classic® Oak
- Smooth-Star®
- Profiles™
- Traditions

AVAILABLE DOOR STYLES



AVAILABLE CONFIGURATIONS



Profiles™ Steel Doors

Versatile, affordable options.

Coupling distinctive styling with affordability, Profiles steel doors offer versatile front entry and house-to-garage options. Designed to suit multiple home styles, these doors feature triple-shadowed panel embossments for greater detail.

Top: Profiles, Screen Vented Glass, Door - 1004HD
Bottom: Profiles, Sedona Glass, Door - 996HD, Sidelite - 139SL



Traditions Steel Doors

Back to basics.

It's back to basics with Traditions. This line of steel doors combines attractive designs and value-based options to create a great, cost-conscious alternative for front entry and house-to-garage.


Top: Traditions, Clear Glass, Door - TS118, Sidelites - 100SL
Bottom: Traditions Door - TS210




Profiles™ & Traditions Steel Doors

Find style at an affordable price point with options to match any home style and budget in Profiles and Traditions doors. Fire-rated options on 6'8" solid-panel doors make a perfect choice for house-to-garage.

- 1-¼" lock stiles.
- 12-½" lock blocks.
- No stile lines.
- Primed, ready-to-paint surface.

 WBDR / HVHZ Options: Look for this icon to find door styles that can be configured for WBDR or HVHZ.¹

 20-Minute Fire-rated options available on 6'8" solid-panel doors. See pages 232–235.

| | Profiles | Traditions |
|--------------------|----------|------------|
| ■ = Available | | |
| • = Not Applicable | | |
| P = Paint | | |

Door Widths

| Width | Profiles | Traditions |
|-------|----------|------------|
| 2'0" | ■ | ■ |
| 2'4" | ■ | ■ |
| 2'6" | ■ | ■ |
| 2'8" | ■ | ■ |
| 2'10" | ■ | ■ |
| 3'0" | ■ | ■ |
| 3'6" | ■ | • |

Door Heights

| Height | Profiles | Traditions |
|--------|----------|------------|
| 6'6" | ■ | ■ |
| 6'8" | ■ | ■ |
| 7'0" | ■ | • |
| 8'0" | • | ■ |

Glass Options

| Option | Profiles | Traditions |
|-------------------------|----------|------------|
| Decorative | 16 | 16 |
| Privacy & Textured | 6 | 6 |
| Internal Blinds | ■ | ■ |
| Screen Vented Lites | ■ | ■ |
| Simulated Divided Lites | ■ | ■ |
| Grilles Between Glass | ■ | ■ |
| Fixed Grilles | ■ | ■ |
| Low-E | ■ | ■ |
| Clear | ■ | ■ |

Frame Options

| Frame Option | Profiles | Traditions |
|---------------------|----------|------------|
| Advanta Lite Frame | ■ | ■ |
| Standard Lite Frame | ■ | ■ |
| Impact Lite Frame | ■ | ■ |

Additional Options

| Finish | Profiles | Traditions |
|--------|----------|------------|
| Finish | P | P |



Profiles Steel

Features 24-gauge steel, smooth surface and triple-shadowed panel embossments for greater definition.



Traditions Steel

Features 25-gauge steel, standard embossed smooth surface. All 8'0" doors are 24-gauge steel with standard embossments.



RETROFIT HINGED PATIO DOORS

Replacing common slider sizes? Find hinged patio door options on pages 202–207.

5'0" Patio Opening = (2) 2'4" Doors
6'0" Patio Opening = (2) 2'10" Doors

¹Please verify that there is a Therma-Tru Impact-rated product approval for the configuration before buying.

²Decorative glass designs are shown in Profiles only.

³Brass caming not available for Impact.

Note: Finish colors may vary from an actual application due to fluctuations in finishing or printing. Glass privacy ratings may be more or less than indicated, based on glass design and size of glass. Glass designs may differ from depiction due to size and hand craftsmanship of glass. See your Therma-Tru seller or visit thermatru.com for details on glass privacy ratings and designs, limited warranties and exclusions, ENERGY STAR qualified products and product approvals.

Decorative & Specialty Glass Designs²



Black Nickel Brushed Nickel
Blackstone[®]
 Glass Privacy Rating: 7



Black Nickel Brushed Nickel
Crystalline[™]
 Glass Privacy Rating: 7



Black Nickel Brushed Nickel
Sedona
 Glass Privacy Rating: 7



Wrought Iron
Salinas
 Glass Privacy Rating: 10



Black Nickel Brushed Nickel
Maple Park[®]
 Glass Privacy Rating: 6



Black Nickel Brushed Nickel
Saratoga[™]
 Glass Privacy Rating: 7



Black Nickel Brushed Nickel
Texas Star
 Glass Privacy Rating: 5



Black Nickel Brass
Wellesley[™]
 Glass Privacy Rating: 6



Wrought Iron
Riserva[®]
 Glass Privacy Rating: 10



Black Nickel Brass
Concorde[™]
 Glass Privacy Rating: 8



Black Nickel Brushed Nickel
Kensington[™]
 Glass Privacy Rating: 8



Black Nickel Brass³
Pembroke[™]
 Glass Privacy Rating: 7



Black Nickel
Axis[®]
 Glass Privacy Rating: 7



Black Nickel Brass
Calix
 Glass Privacy Rating: 1



Black Nickel Brass
Latitude
 Glass Privacy Rating: 2



Black Nickel Brass
Echelon
 Glass Privacy Rating: 1

Also Available:
Internal Blinds
Screen Vented

Glass Privacy Rating Scale

1 2 3 4 5 6 7 8 9 10

Clear

Opaque

Privacy & Textured Glass



Reeded (XK)
Glass Privacy Rating: 7



Satin Etch (XE)
Glass Privacy Rating: 10



Chord (XC)
Glass Privacy Rating: 10



Chinchilla (XJ)
Glass Privacy Rating: 10



Rainglass (XR)
Glass Privacy Rating: 8



Granite (XN)
Glass Privacy Rating: 10

Glass Privacy Rating Scale



Also Available:

Divided Lites
Clear Glass



*Not available with Advanta Lite Frame.

Note: See page 277 for important product details that may help with your purchase decision.

Bottom: Profiles, Salinas Glass, Door - 968HD, Sidelites - 971SLHD

Full Lites

BLACKSTONE. ◆ ◆



310
◆ ◆

26" x 6'8" (70")*
28" x 6'8" (70")
210" x 6'8" (70")
30" x 6'8" (70")
36" x 6'8" (70")

310SL
◆ ◆

10" x 6'8"*
12" x 6'8" (70")
14" x 6'8" (70")

CRYSTALLINE™ ◆ ◆



916
◆ ◆

28" x 6'8" (70")
210" x 6'8" (70")
30" x 6'8" (70")
36" x 6'8" (70")

916SL
◆ ◆

10" x 6'8"*
12" x 6'8" (70")
14" x 6'8" (70")

SEDONA ◆ ◆



139
◆ ◆

26" x 6'8" (70")*
28" x 6'8" (70")
210" x 6'8" (70")
30" x 6'8" (70")
36" x 6'8" (70")

139SL
◆ ◆

10" x 6'8"*
12" x 6'8" (70")
14" x 6'8" (70")

SALINAS. ✕



369
◆ ◆

26" x 6'8" (70")*
28" x 6'8" (70")
210" x 6'8" (70")
30" x 6'8" (70")
36" x 6'8" (70")

369SL
◆ ◆

10" x 6'8"*
12" x 6'8" (70")
14" x 6'8" (70")

MAPLE PARK. ◆ ◆



1006
◆ ◆

28" x 6'8" (70")
210" x 6'8" (70")
30" x 6'8" (70")
36" x 6'8" (70")

1006SL
◆ ◆

10" x 6'8"*
12" x 6'8" (70")
14" x 6'8" (70")

SARATOGA™ ◆ ◆



610
◆ ◆

26" x 6'8" (70")*
28" x 6'8" (70")
210" x 6'8" (70")
30" x 6'8" (70")
36" x 6'8" (70")

610SL
◆ ◆

10" x 6'8"*
12" x 6'8" (70")
14" x 6'8" (70")

TEXAS STAR ◆ ◆



1029
◆ ◆

28" x 6'8" (70")
210" x 6'8" (70")
30" x 6'8" (70")
36" x 6'8" (70")

1029SL
◆ ◆

10" x 6'8"*
12" x 6'8" (70")
14" x 6'8" (70")

WELLESLEY™ ◆ ◆ ◆



620
◆ ◆

26" x 6'8" (70")*
28" x 6'8" (70")
210" x 6'8" (70")
30" x 6'8" (70")
36" x 6'8" (70")

620SL
◆ ◆

10" x 6'8"*
12" x 6'8" (70")
14" x 6'8" (70")

RISERVA. ✕



571
◆ ◆

26" x 6'8" (70")*
28" x 6'8" (70")
210" x 6'8" (70")
30" x 6'8" (70")
36" x 6'8" (70")

TS572SL
◆ ◆

10" x 6'8"*
12" x 6'8" (70")
14" x 6'8" (70")

- ◆ Black Nickel Caming (1D)
- ◆ ◆ Brushed Nickel Caming (1C)
- ◆ ◆ Brass Caming (1A)
- ✕ Wrought Iron (1W)

- ◆ Scrolled & Flat Advanta Lite Frame
Not available for 24" and 26" doors or 10" sidelites.
- ◆ WBDP / HVHZ Options
- ▲ 6'6" Height Available

NEW

Triple-pane Low-E clear and privacy glass options to meet ENERGY STAR® requirements in all 50 states indicated in gold

Profiles & Traditions Steel

CONCORDE™ ◆ ◆ ◆



1028
◆ ◆ ◆
2'6" x 6'8" (70")*
2'8" x 6'8" (70")
2'10" x 6'8" (70")
3'0" x 6'8" (70")
3'6" x 6'8" (70")



416SL
◆ ◆ ◆
10" x 6'8"***
12" x 6'8" (70")
14" x 6'8" (70")

KENSINGTON™ ◆ ◆ ◆



626
◆ ◆ ◆
2'8" x 6'8" (70")
2'10" x 6'8" (70")
3'0" x 6'8" (70")
3'6" x 6'8" (70")



626SL
◆ ◆ ◆
10" x 6'8"***
12" x 6'8" (70")
14" x 6'8" (70")

PEMBRIDGE™ ◆ ◆ ◆



6500HD
◆ ◆ ◆
2'4" x 6'8"***
2'6" x 6'8" (70")*
2'8" x 6'8" (70")
2'10" x 6'8" (70")
3'0" x 6'8" (70")
3'6" x 6'8" (70")



6500SL
◆ ◆ ◆
10" x 6'8"***
12" x 6'8" (70")
14" x 6'8" (70")

AXIS◆



1651HD
◆ ◆ ◆
2'4" x 6'8"***
2'6" x 6'8" (70")*
2'8" x 6'8" (70")
2'10" x 6'8" (70")
3'0" x 6'8" (70")
3'6" x 6'8" (70")



1651SL
◆ ◆ ◆
10" x 6'8"***
12" x 6'8" (70")
14" x 6'8" (70")

CALIX◆ ◆ ◆



2389HD
◆ ◆ ◆
2'8" x 6'8" (70")
2'10" x 6'8" (70")
3'0" x 6'8" (70")
3'6" x 6'8" (70")



2389SL
◆ ◆ ◆
10" x 6'8"***
12" x 6'8" (70")
14" x 6'8" (70")

LATITUDE◆ ◆ ◆



2382HD
◆ ◆ ◆
2'8" x 6'8" (70")
2'10" x 6'8" (70")
3'0" x 6'8" (70")
3'6" x 6'8" (70")



2382SL
◆ ◆ ◆
10" x 6'8"***
12" x 6'8" (70")
14" x 6'8" (70")

ECHELON◆ ◆ ◆



2385HD
◆ ◆ ◆
2'8" x 6'8" (70")
2'10" x 6'8" (70")
3'0" x 6'8" (70")
3'6" x 6'8" (70")



2385SL
◆ ◆ ◆
10" x 6'8"***
12" x 6'8" (70")
14" x 6'8" (70")

PRIVACY & TEXTURED GLASS WITH DIVIDED LITES



128
◆ ◆ ◆
2'8" x 6'8" (70")
2'10" x 6'8" (70")
3'0" x 6'8" (70")
3'6" x 6'8" (70")



108
◆ ◆ ◆
2'8" x 6'8" (70")
2'10" x 6'8" (70")
3'0" x 6'8" (70")
3'6" x 6'8" (70")



6184 SL**
◆ ◆ ◆
10" x 6'8"***
12" x 6'8" (70")
14" x 6'8" (70")



6185 SL**
◆ ◆ ◆
10" x 6'8"***
12" x 6'8" (70")
14" x 6'8" (70")



6186 SL**
◆ ◆ ◆
10" x 6'8"***
12" x 6'8" (70")
14" x 6'8" (70")



632 SL
◆ ◆ ◆
10" x 6'8"***
12" x 6'8" (70")
14" x 6'8" (70")

Privacy & Textured Glass Options

Add the code to the blank in the style number for the desired door and glass combination. For details on glass options, see page 212.

XK = Reeded
XE = Satin Etch

XC = Chord
XJ = Chinchilla

XR = Rainglass
XN = Granite

*Not available with Advanta Lite Frame.

**Not available with Reeded (XK) glass.

***Available with Impact-rated lite frame only.

Note: See page 277 for important product details that may help with your purchase decision.

PRIVACY & TEXTURED GLASS



118

★ 6
 28" x 6'8" (70")
 210" x 6'8" (70")
 3'0" x 6'8" (70")
 3'6" x 6'8" (70")

100_SL

★ 6
 10" x 6'8"*
 12" x 6'8" (70")
 14" x 6'8" (70")

INTERNAL BLINDS



130

★ 6
 2'4" x 6'8"*
 2'6" x 6'8" (70")*
 2'8" x 6'8" (70")
 2'10" x 6'8" (70")
 3'0" x 6'8" (70")
 3'6" x 6'8" (70")

130SL

★ 6
 10" x 6'8"*
 12" x 6'8" (70")
 14" x 6'8" (70")

CLEAR GLASS WITH DIVIDED LITES



1201

★ 6
 2'6" x 6'8" (70")*
 2'8" x 6'8" (70")
 2'10" x 6'8" (70")
 3'0" x 6'8" (70")
 3'6" x 6'8" (70")

1202

★ 6
 2'6" x 6'8" (70")*
 2'8" x 6'8" (70")
 2'10" x 6'8" (70")
 3'0" x 6'8" (70")
 3'6" x 6'8" (70")

1203

★ 6
 2'6" x 6'8" (70")*
 2'8" x 6'8" (70")
 2'10" x 6'8" (70")
 3'0" x 6'8" (70")
 3'6" x 6'8" (70")



128

★ 6
 2'6" x 6'8" (70")*
 2'8" x 6'8" (70")
 2'10" x 6'8" (70")
 3'0" x 6'8" (70")
 3'6" x 6'8" (70")

1200

★ 6
 2'6" x 6'8" (70")*
 2'8" x 6'8" (70")
 2'10" x 6'8" (70")
 3'0" x 6'8" (70")
 3'6" x 6'8" (70")



108

★ 6
 2'6" x 6'8" (70")*
 2'8" x 6'8" (70")
 2'10" x 6'8" (70")
 3'0" x 6'8" (70")
 3'6" x 6'8" (70")



1201SL

★ 6
 10" x 6'8"*
 12" x 6'8" (70")
 14" x 6'8" (70")



1202SL

★ 6
 10" x 6'8"*
 12" x 6'8" (70")
 14" x 6'8" (70")



1200SL

★ 6
 10" x 6'8"*
 12" x 6'8" (70")
 14" x 6'8" (70")



632SL

★ 6
 10" x 6'8"*
 12" x 6'8" (70")
 14" x 6'8" (70")



6184SL

★ 6
 10" x 6'8"*
 12" x 6'8" (70")
 14" x 6'8" (70")



6185SL

★ 6
 10" x 6'8"*
 12" x 6'8" (70")
 14" x 6'8" (70")

6186SL

★ 6
 10" x 6'8"*
 12" x 6'8" (70")
 14" x 6'8" (70")



198

★ 6
 2'6" x 6'8" (70")*
 2'8" x 6'8" (70")
 2'10" x 6'8" (70")
 3'0" x 6'8" (70")
 3'6" x 6'8" (70")

198SL

★ 6
 10" x 6'8"*
 12" x 6'8" (70")
 14" x 6'8" (70")

CLEAR GLASS



118

★ 6
 2'0" x 6'8"****
 2'4" x 6'8"****
 2'6" x 6'8" (70")****
 2'8" x 6'8" (70")
 2'10" x 6'8" (70")
 3'0" x 6'8" (70")
 3'6" x 6'8" (70")

100SL

★ 6
 10" x 6'8"*
 12" x 6'8" (70")
 14" x 6'8" (70")

★ Low-E Glass (LE)

🐢 Turtle Glass

🔸 Black Nickel Caming (1D)

☒ Brushed Nickel Caming (1C)

🔶 Brass Caming (1A)

🏠 Simulated Divided Lites (SDL)

🔸 Flat or Contour White Grilles
Between Glass (GBGF / GBGC)

🔹 Flat Almond Grilles
Between Glass (GBGF)

🔸 Flat Bronze Grilles
Between Glass (GBGF)

🔹 Flat or Contour Black Grilles
Between Glass (GBGF / GBGC)

🔶 Fixed Grilles (FXG)

┌ Flat Lite Frame

└ Standard Lite Frame Available

📏 Scrolled & Flat
Advanta Lite Frame
Not available for 2'4" and
2'6" doors or 10" sidelites.


📏 Scrolled Advanta Lite Frame
Not available for 2'4" and
2'6" doors or 10" sidelites.

🌀 WBDR / HVHZ Options

👤 6'6" Height Available

3/4 Lites

BLACKSTONE. ♦ ♦



1037HD
 28" x 6'8"
 210" x 6'8"
 30" x 6'8"

1037SLHD
 12" x 6'8"
 14" x 6'8"

CRYSTALLINE.™ ♦ ♦



1042HD
 28" x 6'8"
 210" x 6'8"
 30" x 6'8"

956SLHD
 12" x 6'8"
 14" x 6'8"

SEDONA. ♦ ♦



965HD
 28" x 6'8"
 210" x 6'8"
 30" x 6'8"

965SLHD
 12" x 6'8"
 14" x 6'8"

SALINAS. ✕



968HD
 28" x 6'8"
 210" x 6'8"
 30" x 6'8"

971SLHD
 12" x 6'8"
 14" x 6'8"

MAPLE PARK. ♦ ♦



1009HD
 28" x 6'8"
 210" x 6'8"
 30" x 6'8"

1009SLHD
 12" x 6'8"
 14" x 6'8"

SARATOGA.™ ♦ ♦



1039HD
 28" x 6'8"
 210" x 6'8"
 30" x 6'8"

1039SLHD
 12" x 6'8"
 14" x 6'8"

TEXAS STAR. ♦ ♦



1040HD
 28" x 6'8"
 210" x 6'8"
 30" x 6'8"

1040SLHD
 12" x 6'8"
 14" x 6'8"


WELLESLEY.™ ♦ ♦ ♦



1041HD
 28" x 6'8"
 210" x 6'8"
 30" x 6'8"

1041SLHD
 12" x 6'8"
 14" x 6'8"


RISERVA. ✕



544HD
 28" x 6'8"
 210" x 6'8"
 30" x 6'8"

546SLHD
 12" x 6'8"
 14" x 6'8"

CONCORDE.™ ♦ ♦ ♦



967HD
 28" x 6'8"
 210" x 6'8"
 30" x 6'8"

967SLHD
 12" x 6'8"
 14" x 6'8"

KENSINGTON.™ ♦ ♦



03142HD
 28" x 6'8"
 210" x 6'8"
 30" x 6'8"

966SLHD
 12" x 6'8"
 14" x 6'8"

PEMBRIDGE.™ ♦ ♦ ♦



6582HD
 28" x 6'8"
 210" x 6'8"
 30" x 6'8"

6580SLHD
 12" x 6'8"
 14" x 6'8"

Privacy & Textured Glass Options

Add the code to the blank in the style number for the desired door and glass combination. For details on glass options, see page 212.

XK = Reeded
XE = Satin Etch

XC = Chord
XJ = Chinchilla

XR = Rainglass
XN = Granite

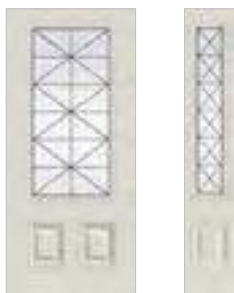
AXIS ◆



1644HD
 28" x 6'8"
 210" x 6'8"
 30" x 6'8"

1644SLHD
 12" x 6'8"
 14" x 6'8"


CALIX ◆ ■◆



391HD
 28" x 6'8"
 210" x 6'8"
 30" x 6'8"

391SLHD
 12" x 6'8"
 14" x 6'8"


LATITUDE ◆ ■◆



469HD
 28" x 6'8"
 210" x 6'8"
 30" x 6'8"

469SLHD
 12" x 6'8"
 14" x 6'8"

PRIVACY & TEXTURED GLASS



961HD
 28" x 6'8"
 210" x 6'8"
 30" x 6'8"

959HD
 28" x 6'8"
 210" x 6'8"
 30" x 6'8"

6720HD_SL
 12" x 6'8"
 14" x 6'8"

959HD_SL
 12" x 6'8"
 14" x 6'8"

INTERNAL BLINDS



5425
 28" x 6'8"
 210" x 6'8"
 30" x 6'8"

5425SL
 12" x 6'8"
 14" x 6'8"

CLEAR GLASS WITH DIVIDED LITES



2109HD
 28" x 6'8"
 210" x 6'8"
 30" x 6'8"

2110HD
 28" x 6'8"
 210" x 6'8"
 30" x 6'8"

CLEAR GLASS



2111HD
 28" x 6'8"
 210" x 6'8"
 30" x 6'8"

961HD
 28" x 6'8"
 210" x 6'8"
 30" x 6'8"

1089SLHD
 12" x 6'8"
 14" x 6'8"

4572SLHD
 12" x 6'8"
 14" x 6'8"

6720SLHD
 12" x 6'8"
 14" x 6'8"

1403HD
 28" x 6'8"
 210" x 6'8"
 30" x 6'8"

1400SLHD
 12" x 6'8"
 14" x 6'8"

959HD
 28" x 6'8"
 210" x 6'8"
 30" x 6'8"

959SLHD
 12" x 6'8"
 14" x 6'8"

- Low-E Glass (LE)
- Black Nickel Caming (1D)
- Brushed Nickel Caming (1C)
- Brass Caming (1A)
- Wrought Iron (IW)
- Simulated Divided Lites (SDL)
- Flat or Contour White Grilles Between Glass (GBGF / GBGC)
- Flat Almond Grilles Between Glass (GBGF)
- Flat or Contour Black Grilles Between Glass (GBGF / GBGC)
- Flat Bronze Grilles Between Glass (GBGF)
- Scrolled Advanta Lite Frame Not available for 2'4" and 2'6" doors or 10" sidelites.
- Scrolled & Flat Advanta Lite Frame Not available for 2'4" and 2'6" doors or 10" sidelites.
- Standard Lite Frame Available
- WBDR / HVHZ Options

Oval Lites

BLACKSTONE.



1025HD
 28" x 6'8"
 210" x 6'8"
 30" x 6'8"

WELLESLEY.™



1022HD
 28" x 6'8"
 210" x 6'8"
 30" x 6'8"

CONCORDE.™



1024HD
 28" x 6'8"
 210" x 6'8"
 30" x 6'8"

KENSINGTON.™



630HD
 28" x 6'8"
 210" x 6'8"
 30" x 6'8"

PEMBRIDGE.™



6578HD
 28" x 6'8"
 210" x 6'8"
 30" x 6'8"

CLEAR GLASS




1020HD
 28" x 6'8"
 210" x 6'8"
 30" x 6'8"

1/2 Lites

BLACKSTONE.



309HD
 26" x 6'8" (70")*
 28" x 6'8" (70")
 210" x 6'8" (70")
 30" x 6'8" (70")



1001HD
 28" x 6'8"
 210" x 6'8"
 30" x 6'8"




1117HD
 28" x 6'8"
 210" x 6'8"
 30" x 6'8"



311SLHD
 12" x 6'8" (70")
 14" x 6'8" (70")

SEDONA.



211HD
 26" x 6'8" (70")*
 28" x 6'8" (70")
 210" x 6'8" (70")
 30" x 6'8" (70")



996HD
 28" x 6'8"
 210" x 6'8"
 30" x 6'8"




1114HD
 28" x 6'8"
 210" x 6'8"
 30" x 6'8"



294SLHD
 12" x 6'8" (70")
 14" x 6'8" (70")

SALINAS.



374HD
 26" x 6'8" (70")*
 28" x 6'8" (70")
 210" x 6'8" (70")
 30" x 6'8" (70")




1002HD
 28" x 6'8"
 210" x 6'8"
 30" x 6'8"




1115HD
 28" x 6'8"
 210" x 6'8"
 30" x 6'8"



371SLHD
 12" x 6'8" (70")
 14" x 6'8" (70")

MAPLE PARK.



1007HD
 28" x 6'8" (70")
 210" x 6'8" (70")
 30" x 6'8" (70")



1011HD
 28" x 6'8"
 210" x 6'8"
 30" x 6'8"



1116HD
 28" x 6'8"
 210" x 6'8"
 30" x 6'8"



1007SLHD
 12" x 6'8" (70")
 14" x 6'8" (70")

SARATOGA™ ◆ ◆



613HD
 26" x 6'8" (70")*
 28" x 6'8" (70")
 210" x 6'8" (70")
 30" x 6'8" (70")

988HD
 28" x 6'8"
 210" x 6'8"
 30" x 6'8"

1112HD
 28" x 6'8"
 210" x 6'8"
 30" x 6'8"

615SLHD
 12" x 6'8" (70")
 14" x 6'8" (70")

TEXAS STAR ◆ ◆



1032HD
 28" x 6'8" (70")
 210" x 6'8" (70")
 30" x 6'8" (70")

1035HD
 28" x 6'8"
 210" x 6'8"
 30" x 6'8"

1111HD
 28" x 6'8"
 210" x 6'8"
 30" x 6'8"

WELLESLEY™ ◆ ◆ ◆



623HD
 26" x 6'8" (70")*
 28" x 6'8" (70")
 210" x 6'8" (70")
 30" x 6'8" (70")

989HD
 28" x 6'8"
 210" x 6'8"
 30" x 6'8"

1120HD
 28" x 6'8"
 210" x 6'8"
 30" x 6'8"

625SLHD
 12" x 6'8" (70")
 14" x 6'8" (70")

RISERVA® X



582HD
 26" x 6'8" (70")*
 28" x 6'8" (70")
 210" x 6'8" (70")
 30" x 6'8" (70")

576HD
 28" x 6'8"
 210" x 6'8"
 30" x 6'8"

578HD
 28" x 6'8"
 210" x 6'8"
 30" x 6'8"

584SLHD
 12" x 6'8" (70")
 14" x 6'8" (70")

CONCORDE™ ◆ ◆ ◆



426HD
 26" x 6'8" (70")*
 28" x 6'8" (70")
 210" x 6'8" (70")
 30" x 6'8" (70")

999HD
 28" x 6'8"
 210" x 6'8"
 30" x 6'8"

1118HD
 28" x 6'8"
 210" x 6'8"
 30" x 6'8"

430SLHD
 12" x 6'8" (70")
 14" x 6'8" (70")

KENSINGTON™ ◆ ◆ ◆



627HD
 28" x 6'8" (70")
 210" x 6'8" (70")
 30" x 6'8" (70")

631HD
 28" x 6'8"
 210" x 6'8"
 30" x 6'8"

1113HD
 28" x 6'8"
 210" x 6'8"
 30" x 6'8"

628SLHD
 12" x 6'8" (70")
 14" x 6'8" (70")

- ☀ Low-E Glass (LE)
- ◆ Black Nickel Caming (1D)
- ◆◆ Brushed Nickel Caming (1C)

- ◆◆ Brass Caming (1A)
- ✕ Wrought Iron (1W)
- ◆ Scrolled & Flat Advanta Lite Frame
Not available for 2'4" and 2'6" doors or 10" sidelites.

- ◆ Scrolled Advanta Lite Frame
Not available for 2'4" and 2'6" doors or 10" sidelites.
- ◆ Standard Lite Frame Available
- 6 WBDP / HVHZ Options

PEMBRIDGE™ ◆ ◆ ◆ ◆



6560HD
 26" x 6'8" (7'0")*
 28" x 6'8" (7'0")
 210" x 6'8" (7'0")
 30" x 6'8" (7'0")

6565HD
 28" x 6'8"
 210" x 6'8"
 30" x 6'8"

6568HD
 28" x 6'8"
 210" x 6'8"
 30" x 6'8"

6565SLHD
 12" x 6'8" (7'0")
 14" x 6'8" (7'0")

AXIS.◆




1660HD
 26" x 6'8" (7'0")*
 28" x 6'8" (7'0")
 210" x 6'8" (7'0")
 30" x 6'8" (7'0")

1657HD
 28" x 6'8"
 210" x 6'8"
 30" x 6'8"

1659HD
 28" x 6'8"
 210" x 6'8"
 30" x 6'8"

1657SLHD
 12" x 6'8" (7'0")
 14" x 6'8" (7'0")

CALIX◆◆◆◆



835HD
 28" x 6'8" (7'0")
 210" x 6'8" (7'0")
 30" x 6'8" (7'0")

395HD
 28" x 6'8"
 210" x 6'8"
 30" x 6'8"

397HD
 28" x 6'8"
 210" x 6'8"
 30" x 6'8"

395SLHD
 12" x 6'8" (7'0")
 14" x 6'8" (7'0")

PRIVACY & TEXTURED GLASS WITH DIVIDED LITES



262HD
 28" x 6'8" (7'0")
 210" x 6'8" (7'0")
 30" x 6'8" (7'0")

982HD
 28" x 6'8"
 210" x 6'8"
 30" x 6'8"

1123HD
 28" x 6'8"
 210" x 6'8"
 30" x 6'8"

263SLHD
 12" x 6'8" (7'0")
 14" x 6'8" (7'0")

PRIVACY & TEXTURED GLASS



206HD
 28" x 6'8" (7'0")
 210" x 6'8" (7'0")
 30" x 6'8" (7'0")

980HD
 28" x 6'8"
 210" x 6'8"
 30" x 6'8"

1101HD
 28" x 6'8"
 210" x 6'8"
 30" x 6'8"

104
 28" x 6'8" (7'0")
 210" x 6'8" (7'0")
 30" x 6'8" (7'0")

210SLHD
 12" x 6'8" (7'0")
 14" x 6'8" (7'0")

INTERNAL BLINDS



132HD
 26" x 6'8" (7'0")*
 28" x 6'8" (7'0")
 210" x 6'8" (7'0")
 30" x 6'8" (7'0")

984HD
 28" x 6'8"
 210" x 6'8"
 30" x 6'8"

Privacy & Textured Glass Options

Add the code to the blank in the style number for the desired door and glass combination. For details on glass options, see page 212.

XK = Reeded
XE = Satin Etch

XC = Chord
XJ = Chinchilla

XR = Rainglass
XN = Granite

*Not available with Advanta Lite Frame.

**Features a gliding operation and sash locking system.

Note: See page 277 for important product details that may help with your purchase decision.

SCREEN VENTED LITES**



1121HD
 * **6**
 2'8" x 6'8"
 2'10" x 6'8"
 3'0" x 6'8"



131
 * **6E**
 2'6" x 6'8" (70")*
 2'8" x 6'8" (70")
 2'10" x 6'8" (70")
 3'0" x 6'8" (70")



132SLHD
 * **6**
 12" x 6'8" (70")
 14" x 6'8" (70")



243HD

 2'8" x 6'8" (70")
 2'10" x 6'8" (70")
 3'0" x 6'8" (70")




1004HD

 2'8" x 6'8"
 2'10" x 6'8"
 3'0" x 6'8"



1102HD

 2'8" x 6'8"
 2'10" x 6'8"
 3'0" x 6'8"



137
E
 2'8" x 6'8" (70")
 2'10" x 6'8" (70")
 3'0" x 6'8" (70")

CLEAR GLASS WITH DIVIDED LITES




262HD
6
 2'6" x 6'8" (70")*
 2'8" x 6'8" (70")
 2'10" x 6'8" (70")
 3'0" x 6'8" (70")



982HD
6
 2'8" x 6'8"
 2'10" x 6'8"
 3'0" x 6'8"



1123HD
6
 2'8" x 6'8"
 2'10" x 6'8"
 3'0" x 6'8"



115HD
E
 2'6" x 6'8" (70")
 2'8" x 6'8" (70")
 2'10" x 6'8" (70")
 3'0" x 6'8" (70")



263SLHD
6
 12" x 6'8" (70")
 14" x 6'8" (70")



1408HD
6
 2'6" x 6'8" (70")*
 2'8" x 6'8" (70")
 2'10" x 6'8" (70")
 3'0" x 6'8" (70")



1405HD
6
 2'8" x 6'8"
 2'10" x 6'8"
 3'0" x 6'8"



1406HD
6
 2'8" x 6'8"
 2'10" x 6'8"
 3'0" x 6'8"

CLEAR GLASS



1405SLHD
6
 12" x 6'8" (70")
 14" x 6'8" (70")



206HD
6
 2'6" x 6'8" (70")*
 2'8" x 6'8" (70")
 2'10" x 6'8" (70")
 3'0" x 6'8" (70")



980HD
6
 2'8" x 6'8"
 2'10" x 6'8"
 3'0" x 6'8"



1101HD
6
 2'8" x 6'8"
 2'10" x 6'8"
 3'0" x 6'8"



104
6E
 2'6" x 6'8" (70")*
 2'8" x 6'8" (70")
 2'10" x 6'8" (70")
 3'0" x 6'8" (70")



105
E
 2'6" x 6'8" (70")
 2'8" x 6'8" (70")
 2'10" x 6'8" (70")
 3'0" x 6'8" (70")



210SLHD
6
 12" x 6'8" (70")
 14" x 6'8" (70")

- Low-E Glass (LE)
- Black Nickel Caming (1D)
- Brushed Nickel Caming (1C)
- Brass Caming (1A)
- Simulated Divided Lites (SDL)
- Flat or Contour White Grilles Between Glass (GBGF / GBGC)
- Flat Almond Grilles Between Glass (GBGF)
- Flat Bronze Grilles Between Glass (GBGF)
- Flat or Contour Black Grilles Between Glass (GBGF / GBGC)
- Fixed Grilles (FXG)
- Scrolled & Flat Advanta Lite Frame
Not available for 2'4" and 2'6" doors or 10" sidelites.
- Scrolled Advanta Lite Frame
Not available for 2'4" and 2'6" doors or 10" sidelites.
- Standard Lite Frame Available
- WBD / HVHZ Options
- Elevated 10" Bottom Rail Options

Twin 1/2 Lites

BLACKSTONE.™



311HD

2'6" x 6'8" (70")*
2'8" x 6'8" (70")
2'10" x 6'8" (70")
3'0" x 6'8" (70")

SEDONA



294HD

2'6" x 6'8" (70")*
2'8" x 6'8" (70")
2'10" x 6'8" (70")
3'0" x 6'8" (70")

SALINAS.™



371HD

2'6" x 6'8" (70")*
2'8" x 6'8" (70")
2'10" x 6'8" (70")
3'0" x 6'8" (70")

MAPLE PARK.™



1008HD

2'6" x 6'8" (70")*
2'8" x 6'8" (70")
2'10" x 6'8" (70")
3'0" x 6'8" (70")

SARATOGA.™



615HD

2'6" x 6'8" (70")*
2'8" x 6'8" (70")
2'10" x 6'8" (70")
3'0" x 6'8" (70")

WELLESLEY.™



625HD

2'6" x 6'8" (70")*
2'8" x 6'8" (70")
2'10" x 6'8" (70")
3'0" x 6'8" (70")

RISERVA.™



588HD

2'6" x 6'8" (70")*
2'8" x 6'8" (70")
2'10" x 6'8" (70")
3'0" x 6'8" (70")

CONCORDE.™



430HD

2'6" x 6'8" (70")*
2'8" x 6'8" (70")
2'10" x 6'8" (70")
3'0" x 6'8" (70")

KENSINGTON.™



628HD

2'6" x 6'8" (70")*
2'8" x 6'8" (70")
2'10" x 6'8" (70")
3'0" x 6'8" (70")

PEMBRIDGE.™



6572HD

2'6" x 6'8" (70")*
2'8" x 6'8" (70")
2'10" x 6'8" (70")
3'0" x 6'8" (70")

AXIS.™



1662HD

2'6" x 6'8" (70")*
2'8" x 6'8" (70")
2'10" x 6'8" (70")
3'0" x 6'8" (70")

CALIX



396HD

2'6" x 6'8" (70")*
2'8" x 6'8" (70")
2'10" x 6'8" (70")
3'0" x 6'8" (70")

PRIVACY & TEXTURED GLASS



263HD_

2'6" x 6'8" (70")*
2'8" x 6'8" (70")
2'10" x 6'8" (70")
3'0" x 6'8" (70")



289HD_

2'8" x 6'8" (70")
2'10" x 6'8" (70")
3'0" x 6'8" (70")

Privacy & Textured Glass Options

Add the code to the blank in the style number for the desired door and glass combination. For details on glass options, see page 212.

XK = Reeded
XE = Satin Etch

XC = Chord
XJ = Chinchilla

XR = Rainglass
XN = Granite

*Not available with Advanta Lite Frame.

**Not available with Reeded (XK) glass.

Note: See page 277 for important product details that may help with your purchase decision.

CLEAR GLASS WITH DIVIDED LITES



263HD

 26" x 68" (70")*
 28" x 68" (70")
 210" x 68" (70")
 30" x 68" (70")



1411HD

 26" x 68" (70")*
 28" x 68" (70")
 210" x 68" (70")
 30" x 68" (70")

CLEAR GLASS



289HD

 26" x 68" (70")*
 28" x 68" (70")
 210" x 68" (70")
 30" x 68" (70")

Craftsman Lites

SEDONA



604HD

 28" x 68"
 210" x 68"
 30" x 68"

MAPLE PARK



609HD

 28" x 68"
 210" x 68"
 30" x 68"

SARATOGA



602HD

 28" x 68"
 210" x 68"
 30" x 68"

RISERVA



508HD

 28" x 68"
 210" x 68"
 30" x 68"

PEMBRIDGE



6520HD

 28" x 68"
 210" x 68"
 30" x 68"

AXIS



1650HD

 28" x 68"
 210" x 68"
 30" x 68"

CALIX



6975HD

 28" x 68"
 210" x 68"
 30" x 68"

PRIVACY & TEXTURED GLASS WITH DIVIDED LITES



605HD_**

 28" x 68"
 210" x 68"
 30" x 68"



606HD_**

 28" x 68"
 210" x 68"
 30" x 68"



607HD_**

 28" x 68"
 210" x 68"
 30" x 68"



608HD_**

 28" x 68"
 210" x 68"
 30" x 68"

- Low-E Glass (LE)
- Black Nickel Caming (ID)
- Brushed Nickel Caming (IC)
- Brass Caming (IA)
- Wrought Iron (IW)

- Simulated Divided Lites (SDL)
- Flat or Contour White Grilles Between Glass (GBGF / GBGC)
- Flat Almond Grilles Between Glass (GBGF)

- Flat Bronze Grilles Between Glass (GBGF)
- Flat or Contour Black Grilles Between Glass (GBGF / GBGC)
- Fixed Grilles (FXG)

- Scrolled & Flat Advanta Lite Frame
Not available for 24" and 26" doors or 10" sidelites.
- Scrolled Advanta Lite Frame
Not available for 24" and 26" doors or 10" sidelites.

- Standard Lite Frame Available
- WBDR / HVHZ Options

PRIVACY & TEXTURED GLASS



601_HD*
 28" x 68"
 210" x 68"
 30" x 68"

CLEAR GLASS WITH DIVIDED LITES



605HD
 28" x 68"
 210" x 68"
 30" x 68"



606HD
 28" x 68"
 210" x 68"
 30" x 68"



607HD
 28" x 68"
 210" x 68"
 30" x 68"



608HD
 28" x 68"
 210" x 68"
 30" x 68"

CLEAR GLASS



601HD
 28" x 68"
 210" x 68"
 30" x 68"

Minimal Lites

MAPLE PARK



736HD
 28" x 68" (70")
 210" x 68" (70")
 30" x 68" (70")

SARATOGA™



707HD
 28" x 68" (70")
 210" x 68" (70")
 30" x 68" (70")

WELLESLEY™



721HD
 28" x 68" (70")
 210" x 68" (70")
 30" x 68" (70")

CONCORDE™



735HD
 28" x 68" (70")
 210" x 68" (70")
 30" x 68" (70")

PEMBRIDGE™



745HD
 28" x 68" (70")
 210" x 68" (70")
 30" x 68" (70")

CLEAR GLASS WITH DIVIDED LITES



752HD
 28" x 68" (70")
 210" x 68" (70")
 30" x 68" (70")



704HD
 28" x 68" (70")
 210" x 68" (70")
 30" x 68" (70")

CLEAR GLASS



708HD
 28" x 68" (70")
 210" x 68" (70")
 30" x 68" (70")

CONCORDE™



454HD
 28" x 68" (70")
 210" x 68" (70")
 30" x 68" (70")

Privacy & Textured Glass Options

Add the code to the blank in the style number for the desired door and glass combination. For details on glass options, see page 212.

XK = Reeded
XE = Satin Etch

XC = Chord
XJ = Chinchilla

XR = Rainglass
XN = Granite

*Not available with Reeded (XK) glass.

Note: See page 277 for important product details that may help with your purchase decision.

CLEAR GLASS WITH DIVIDED LITES



255HD
 * ♦ ♦ ♦ ♦
 28" x 6'8" (70")
 210" x 6'8" (70")
 30" x 6'8" (70")

CLEAR GLASS



256HD
 *
 28" x 6'8" (70")
 210" x 6'8" (70")
 30" x 6'8" (70")

CLEAR GLASS WITH DIVIDED LITES



236HD
 ♦ ♦
 28" x 6'8" (70")
 210" x 6'8" (70")
 30" x 6'8" (70")



237HD
 * ♦ ♦
 28" x 6'8" (70")
 210" x 6'8" (70")
 30" x 6'8" (70")
 (Scalloped Lite Frame)

PEMBRIDGE™
 ♦ ♦ ♦ ♦



6570HD
 ♦
 28" x 6'8" (70")
 210" x 6'8" (70")
 30" x 6'8" (70")



6570SLHD
 ♦
 12" x 6'8" (70")
 14" x 6'8" (70")

AXIS. ♦



1643HD
 ♦
 28" x 6'8" (70")
 210" x 6'8" (70")
 30" x 6'8" (70")



1643SLHD
 ♦
 12" x 6'8" (70")
 14" x 6'8" (70")

PRIVACY & TEXTURED GLASS



296HD
 ♦
 28" x 6'8" (70")
 210" x 6'8" (70")
 30" x 6'8" (70")



296SLHD
 ♦
 12" x 6'8" (70")
 14" x 6'8" (70")

CLEAR GLASS



296HD
 * ♦
 28" x 6'8" (70")
 210" x 6'8" (70")
 30" x 6'8" (70")



296SLHD
 * ♦
 12" x 6'8" (70")
 14" x 6'8" (70")

Solid Panel



969HD
 6
 28" x 6'8"
 210" x 6'8"
 30" x 6'8"



978HD
 6
 28" x 6'8"
 210" x 6'8"
 30" x 6'8"



1005HD
 6
 28" x 6'8"
 210" x 6'8"
 30" x 6'8"



205HD
 6
 28" x 6'8"
 210" x 6'8"
 30" x 6'8"



203HD
 6
 28" x 6'8"
 210" x 6'8"
 30" x 6'8"



210HD
 6
 26" x 6'8" (70")
 28" x 6'8" (70")
 210" x 6'8" (70")
 30" x 6'8" (70")



100
 6E
 20" x 6'8"
 24" x 6'8"
 26" x 6'8" (70")
 28" x 6'8" (70")
 210" x 6'8" (70")
 30" x 6'8" (70")
 36" x 6'8" (70")

- ☀ Low-E Glass (LE)
- ◆ Black Nickel Caming (1D)
- Brushed Nickel Caming (1C)
- ⬢ Brass Caming (1A)
- 🏠 Simulated Divided Lites (SDL)
- ♦ Flat or Contour White Grilles Between Glass (GBGF / GBGC)
- ⬢ Flat Almond Grilles Between Glass (GBGF)
- ◆ Flat Bronze Grilles Between Glass (GBGF)
- ⬢ Fixed Grilles (FXG)
- └ Flat Lite Frame
- ▢ Scrolled & Flat Advanta Lite Frame
Not available for 2'4" and 2'6" doors or 10" sidelites.
- ▢ Scrolled Advanta Lite Frame
Not available for 2'4" and 2'6" doors or 10" sidelites.
- 🏠 Standard Lite Frame Available
- 6 WBDL / HVHZ Options
- E Elevated 10" Bottom Rail Options

Full Lites

PRIVACY & TEXTURED GLASS WITH DIVIDED LITES



TS128

 2'8" x 6'8"
 2'10" x 6'8"
 3'0" x 6'8"



TS108

 2'8" x 6'8"
 2'10" x 6'8"
 3'0" x 6'8"



6184 SL*

 10" x 6'8"***
 12" x 6'8" (7'0")
 14" x 6'8" (7'0")



6185 SL*

 10" x 6'8"***
 12" x 6'8" (7'0")
 14" x 6'8" (7'0")



6186 SL*

 10" x 6'8"***
 12" x 6'8" (7'0")
 14" x 6'8" (7'0")



632 SL

 10" x 6'8"***
 12" x 6'8" (7'0")
 14" x 6'8" (7'0")

PRIVACY & TEXTURED GLASS



TS118

 2'8" x 6'8"
 2'10" x 6'8"
 3'0" x 6'8"

818

 2'8" x 8'0"
 2'10" x 8'0"
 3'0" x 8'0"

PRIVACY & TEXTURED GLASS



100 SL

 10" x 6'8"***
 12" x 6'8" (7'0")
 14" x 6'8" (7'0")

818 SL

 12" x 8'0"
 14" x 8'0"

INTERNAL BLINDS



TS130

 2'4" x 6'8"***
 2'6" x 6'8"***
 2'8" x 6'8"
 2'10" x 6'8"
 3'0" x 6'8"

829

 2'6" x 8'0"***
 2'8" x 8'0"
 2'10" x 8'0"
 3'0" x 8'0"

130SL

 10" x 6'8"***
 12" x 6'8" (7'0")
 14" x 6'8" (7'0")

829SL

 12" x 8'0"
 14" x 8'0"

CLEAR GLASS WITH DIVIDED LITES



TS1201

 2'6" x 6'8"***
 2'8" x 6'8"
 2'10" x 6'8"
 3'0" x 6'8"

TS1202

 2'6" x 6'8"***
 2'8" x 6'8"
 2'10" x 6'8"
 3'0" x 6'8"

TS1203

 2'6" x 6'8"***
 2'8" x 6'8"
 2'10" x 6'8"
 3'0" x 6'8"



TS128

 2'6" x 6'8"***
 2'8" x 6'8"
 2'10" x 6'8"
 3'0" x 6'8"



TS1200

 2'6" x 6'8"***
 2'8" x 6'8"
 2'10" x 6'8"
 3'0" x 6'8"



TS108

 2'6" x 6'8"***
 2'8" x 6'8"
 2'10" x 6'8"
 3'0" x 6'8"



828

 2'6" x 8'0"***
 2'8" x 8'0"
 2'10" x 8'0"
 3'0" x 8'0"



808

 2'6" x 8'0"***
 2'8" x 8'0"
 2'10" x 8'0"
 3'0" x 8'0"



1201SL

 10" x 6'8"***
 12" x 6'8" (7'0")
 14" x 6'8" (7'0")



1202SL

 10" x 6'8"***
 12" x 6'8" (7'0")
 14" x 6'8" (7'0")



1200SL

 10" x 6'8"***
 12" x 6'8" (7'0")
 14" x 6'8" (7'0")

Privacy & Textured Glass Options

Add the code to the blank in the style number for the desired door and glass combination. For details on glass options, see page 212.

XK = Reeded
XE = Satin Etch

XC = Chord
XJ = Chinchilla

XR = Rainglass
XN = Granite

*Not available with Reeded (XK) glass.


































**Not available with Advanta Lite Frame.

***Available with Impact-rated lite frame only.

Note: See page 277 for important product details that may help with your purchase decision.

NEW

Triple-pane Low-E clear and privacy glass options to meet ENERGY STAR. requirements in all 50 states indicated in gold.

| | | | | | | | |
|------------------------------------------------------------------------------------------------------------------------------------------------------------------------------------------------------------------------------------------------------------------------------------------------------------------------------------------------------------------------------------------------------------------------------------------------------------------------------------------------------|-----------------------------------------------------------------------------------------------------------------------------------------------------------------------------------------------------------------------------------------------------------------------------------------------------------------------------------------------------------------------------------------------------------------------------------------------------------------------|-------------------------------------------------------------------------------------------------------------------------------------------------------------------------------------------------------------------------------------------------------------------------------------------------------------------------------------------------------------------------------------------------------------------------------------------------------------------------------------------------------|---------------------------------------------------------------------------------------------------------------------------------------------------------------------------------------------------------------------------------------------------------------------------------------------------------------------------------------------------------------------------------------|-------------------------------------------------------------------------------------------------------------------------------------------------------------------------------------------------------------------------------------------------------------------------------------------------------------------------------------------------------------------------------------------------------------------------------------------------------------------------------------------------------|---------------------------------------------------------------------------------------------------------------------------------------------------------------------------------------------------------------------------------------------------------------------------------------------------------------------------------------------------------------------------------------|------------------------------------------------------------------------------------------------------------------------------------------------------------------------------------------------------------------------------------------------------------------------------------------------------------------------------------------------------------------------------------------------------------------------------------------------------------------------------------------------------------|-----------------------------------------------------------------------------------------------------------------------------------------------------------------------------------------------------------------------------------------------------------------------------------------------------------------------------------------------------------------------------------------------|
|  |  |  |  |  |  |  |  |
| 632SL      10" x 6'8"*** 12" x 6'8" (7'0") 14" x 6'8" (7'0") | 828SL      12" x 8'0" 14" x 8'0" | 6184SL      10" x 6'8"*** 12" x 6'8" (7'0") 14" x 6'8" (7'0") | 86184SL     12" x 8'0" 14" x 8'0" | 6185SL      10" x 6'8"*** 12" x 6'8" (7'0") 14" x 6'8" (7'0") | 86185SL     12" x 8'0" 14" x 8'0" | 6186SL      10" x 6'8"*** 12" x 6'8" (7'0") 14" x 6'8" (7'0") | 86186SL     12" x 8'0" 14" x 8'0" |

CLEAR GLASS

| | | | | | |
|---------------------------------------------------------------------------------------------------------------------------------------------------------------------------------------------------------------------------------------------------------------------------------------------------------------------------------------------------------------------------------------------------------------------------------------------------------------------------------------------------------------------|----------------------------------------------------------------------------------------------------------------------------------------------------------------------------------------------------------------------------------------------------------------------------------------------------------------------------------------------------------------------------------------------------------------------------------------------------------------------------------------------------------------|------------------------------------------------------------------------------------------------------------------------------------------------------------------------------------------------------------------------------------------------------------------------------------------------------------------------------------------------------------------------------------------------------------------------------------------------------------------------------------------------------------------------------------------------------------|---------------------------------------------------------------------------------------------------------------------------------------------------------------------------------------------------------------------------------------------------------------------------------------------------------------------------------------------------------------------------------------------------------------------------------------------------------------------------------------------------------------------------------------|----------------------------------------------------------------------------------------------------------------------------------------------------------------------------------------------------------------------------------------------------------------------------------------------------------------------------------------------------------------------------------------------------------------------------------------------------------------------------------------------------------------|---------------------------------------------------------------------------------------------------------------------------------------------------------------------------------------------------------------------------------------------------------------------------------------------------------------------------------------------------------------------------------------------------|
|  |  |  |  |  |  |
| TS198      2'6" x 6'8"*** 2'8" x 6'8" 2'10" x 6'8" 3'0" x 6'8" | 198SL      10" x 6'8"*** 12" x 6'8" (7'0") 14" x 6'8" (7'0") | TS118      2'0" x 6'8"**** 2'4" x 6'8"**** 2'6" x 6'8"**** 2'8" x 6'8" 2'10" x 6'8" 3'0" x 6'8" | 818      2'0" x 8'0"**** 2'6" x 8'0"**** 2'8" x 8'0" 2'10" x 8'0" 3'0" x 8'0" | 100SL      10" x 6'8"*** 12" x 6'8" (7'0") 14" x 6'8" (7'0") | 818SL     12" x 8'0" 14" x 8'0" |

1/2 Lites

PRIVACY & TEXTURED GLASS WITH DIVIDED LITES

| | | |
|---------------------------------------------------------------------------------------------------------------------------------------------------------------------------------------------------------------------------------------|--------------------------------------------------------------------------------------------------------------------------------------------------------------------------------------------------------------------------------------|------------------------------------------------------------------------------------------------------------------------------------------------------------------------------------------------------------------------|
|  |  |  |
| TS262   2'8" x 6'8" 2'10" x 6'8" 3'0" x 6'8" | 8321   2'8" x 8'0" 2'10" x 8'0" 3'0" x 8'0" | TS263_SL   12" x 6'8" 14" x 6'8" |

PRIVACY & TEXTURED GLASS

| | | | |
|---------------------------------------------------------------------------------------------------------------------------------------------------------------------------------------------------------------------------------------------------------------------------------------------------------------------------|--------------------------------------------------------------------------------------------------------------------------------------------------------------------------------------------------------------------------------------------------------------------------------------------------------------------------|--------------------------------------------------------------------------------------------------------------------------------------------------------------------------------------------------------------------------------------------------------------------------------------------------------------------------------------------------------------------------------------------------------------------|------------------------------------------------------------------------------------------------------------------------------------------------------------------------------------------------------------------------------------------------------------------------------------------------------------------|
|  |  |  |  |
| TS206    2'8" x 6'8" 2'10" x 6'8" 3'0" x 6'8" | 8206    2'8" x 8'0" 2'10" x 8'0" 3'0" x 8'0" | TS104     2'8" x 6'8" 2'10" x 6'8" 3'0" x 6'8" | TS210_SL    12" x 6'8" 14" x 6'8" |

-  Low-E Glass (LE)
-  Turtle Glass
-  Simulated Divided Lites (SDL)
-  Flat or Contour White Grilles Between Glass (GBGF / GBGC)
-  Flat Almond Grilles Between Glass (GBGF)
-  Flat Bronze Grilles Between Glass (GBGF)
-  Flat or Contour Black Grilles Between Glass (GBGF / GBGC)
-  Fixed Grilles (FXG)
-  Scrolled & Flat Advanta Lite Frame
Not available for 2'4" and 2'6" doors or 10" sidelites.
-  Scrolled Advanta Lite Frame
Not available for 2'4" and 2'6" doors or 10" sidelites.
-  Standard Lite Frame Available
-  WBDR / HVHZ Options
-  Elevated 10" Bottom Rail Options

INTERNAL BLINDS



| | | | |
|---------------------------------------------------------------------------------------|--------------------------------------------------------------------|----------------------------------------------------------------------------------------|-----------------------------------------------------|
| TS132 ★♦♦♦6 2'6" x 6'8"*** 2'8" x 6'8" 2'10" x 6'8" 3'0" x 6'8" | 8132 ★♦♦♦6 2'8" x 8'0" 2'10" x 8'0" 3'0" x 8'0" | TS131 ★♦♦♦6E 2'6" x 6'8"*** 2'8" x 6'8" 2'10" x 6'8" 3'0" x 6'8" | TS132SL ★♦♦♦6 12" x 6'8" 14" x 6'8" |
|---------------------------------------------------------------------------------------|--------------------------------------------------------------------|----------------------------------------------------------------------------------------|-----------------------------------------------------|

SCREEN VENTED LITES*



| | |
|-----------------------------------------------------------------|------------------------------------------------------------------|
| TS243 ♦ 2'8" x 6'8" 2'10" x 6'8" 3'0" x 6'8" | TS137 ♦E 2'8" x 6'8" 2'10" x 6'8" 3'0" x 6'8" |
|-----------------------------------------------------------------|------------------------------------------------------------------|

CLEAR GLASS WITH DIVIDED LITES



| | | | | | | |
|---------------------------------------------------------------------|---------------------------------------------------------------------|---------------------------------------------------------------------|------------------------------------------------------------------------------------------|----------------------------------------------------------------------|---------------------------------------------------------------------------------------|------------------------------------------------------|
| 8322 ★♦♦♦♦♦ 2'8" x 8'0" 2'10" x 8'0" 3'0" x 8'0" | 8323 ★♦♦♦♦6 2'8" x 8'0" 2'10" x 8'0" 3'0" x 8'0" | 8324 ★♦♦♦♦♦ 2'8" x 8'0" 2'10" x 8'0" 3'0" x 8'0" | TS262 ★♦♦♦♦♦♦♦ 2'6" x 6'8"*** 2'8" x 6'8" 2'10" x 6'8" 3'0" x 6'8" | 8321 ★♦♦♦♦♦6 2'8" x 8'0" 2'10" x 8'0" 3'0" x 8'0" | TS115 ★♦♦♦E 2'6" x 6'8"*** 2'8" x 6'8" 2'10" x 6'8" 3'0" x 6'8" | TS263SL ★♦♦♦♦6 12" x 6'8" 14" x 6'8" |
|---------------------------------------------------------------------|---------------------------------------------------------------------|---------------------------------------------------------------------|------------------------------------------------------------------------------------------|----------------------------------------------------------------------|---------------------------------------------------------------------------------------|------------------------------------------------------|

CLEAR GLASS



| | | | | | | | |
|------------------------------------------------------------------------------------------|---------------------------------------------------------------------|-------------------------------------------------------|---------------------------------------------------------------------------------------|--------------------------------------------------------------------|------------------------------------------------------------------------------------------|------------------------------------------------------------------------------------|-----------------------------------------------------|
| TS1408 ★♦♦♦♦♦♦ 2'6" x 6'8"*** 2'8" x 6'8" 2'10" x 6'8" 3'0" x 6'8" | 8145 ★♦♦♦♦♦ 2'8" x 8'0" 2'10" x 8'0" 3'0" x 8'0" | TS1405SL ★♦♦♦♦♦ 12" x 6'8" 14" x 6'8" | TS206 ★♦♦♦6 2'6" x 6'8"*** 2'8" x 6'8" 2'10" x 6'8" 3'0" x 6'8" | 8206 ★♦♦♦6 2'8" x 8'0" 2'10" x 8'0" 3'0" x 8'0" | TS104 ★♦♦♦6E 2'6" x 6'8"*** 2'8" x 6'8" 2'10" x 6'8" ⚠ 3'0" x 6'8" | TS105 ★♦E 2'6" x 6'8" 2'8" x 6'8" 2'10" x 6'8" ⚠ 3'0" x 6'8" | TS210SL ★♦♦♦6 12" x 6'8" 14" x 6'8" |
|------------------------------------------------------------------------------------------|---------------------------------------------------------------------|-------------------------------------------------------|---------------------------------------------------------------------------------------|--------------------------------------------------------------------|------------------------------------------------------------------------------------------|------------------------------------------------------------------------------------|-----------------------------------------------------|

Privacy & Textured Glass Options

Add the code to the blank in the style number for the desired door and glass combination. For details on glass options, see page 212.

XK = Reeded

XE = Satin Etch

XC = Chord

XJ = Chinchilla

XR = Rainglass

XN = Granite

*Features a gliding operation and sash locking system.

**Not available with Advanta Lite Frame.

Note: See page 277 for important product details that may help with your purchase decision.

Twin 1/2 Lites

PRIVACY & TEXTURED GLASS WITH DIVIDED LITES



TS263
 26" x 6'8"
 28" x 6'8"
 210" x 6'8"
 30" x 6'8"

PRIVACY & TEXTURED GLASS



TS289
 26" x 6'8"
 28" x 6'8"
 210" x 6'8"
 30" x 6'8"

CLEAR GLASS WITH DIVIDED LITES



TS263
 26" x 6'8"
 28" x 6'8"
 210" x 6'8"
 30" x 6'8"



TS1411
 26" x 6'8"
 28" x 6'8"
 210" x 6'8"
 30" x 6'8"

CLEAR GLASS



TS289
 26" x 6'8"
 28" x 6'8"
 210" x 6'8"
 30" x 6'8"



Minimal Lites

PRIVACY & TEXTURED GLASS



TS296
 26" x 6'8"
 28" x 6'8"
 210" x 6'8"
 30" x 6'8"

896
 28" x 8'0"
 210" x 8'0"
 30" x 8'0"

TS296_SL
 12" x 6'8"
 14" x 6'8"

CLEAR GLASS WITH DIVIDED LITES



TS752
 28" x 6'8"
 210" x 6'8"
 30" x 6'8"

8752
 28" x 8'0"
 210" x 8'0"
 30" x 8'0"

TS704
 28" x 6'8"
 210" x 6'8"
 30" x 6'8"

8704
 28" x 8'0"
 210" x 8'0"
 30" x 8'0"

TS255
 28" x 6'8"
 210" x 6'8"
 30" x 6'8"

TS236
 28" x 6'8"
 210" x 6'8"
 30" x 6'8"




8317
 28" x 8'0"
 210" x 8'0"
 30" x 8'0"

CLEAR GLASS WITH DIVIDED LITES *Continues on next page.*

- Low-E Glass (LE)
- Simulated Divided Lites (SDL)
- Flat or Contour White Grilles Between Glass (GBGF / GBGC)
- Flat Almond Grilles Between Glass (GBGF)
- Flat Bronze Grilles Between Glass (GBGF)
- Flat or Contour Black Grilles Between Glass (GBGF / GBGC)
- Fixed Grilles (FXG)
- Standard Lite Frame Available
- Scrolled & Flat Advanta Lite Frame
Not available for 2'4" and 2'6" doors or 10" sidelites.
- Scrolled Advanta Lite Frame
Not available for 2'4" and 2'6" doors or 10" sidelites.
- WBDR / HVHZ Options
- Elevated 10" Bottom Rail Options
- 6'6" Height Available

CLEAR GLASS WITH DIVIDED LITES



TS237
  
 28" x 6'8"
 210" x 6'8"
 30" x 6'8"
 (Scalloped Lite Frame)

CLEAR GLASS



TS708
 
 28" x 6'8"
 210" x 6'8"
 30" x 6'8"

8708
 
 28" x 8'0"
 210" x 8'0"
 30" x 8'0"



TS256
 
 28" x 6'8"
 210" x 6'8"
 30" x 6'8"



TS296
 
 26" x 6'8"
 28" x 6'8"
 210" x 6'8"
 30" x 6'8"

896
 
 28" x 8'0"
 210" x 8'0"
 30" x 8'0"




TS296SL
 
 12" x 6'8"
 14" x 6'8"



Solid Panel





TS210
 
 26" x 6'8"
 28" x 6'8"
 210" x 6'8"
 30" x 6'8"

810
 
 26" x 8'0"
 28" x 8'0"
 210" x 8'0"
 30" x 8'0"



TS100
 
 20" x 6'8"
 24" x 6'8"
 26" x 6'8"
 28" x 6'8"
 210" x 6'8"
 30" x 6'8"

800
 
 20" x 8'0"
 24" x 8'0"
 26" x 8'0"
 28" x 8'0"
 210" x 8'0"
 30" x 8'0"

Transoms

Transoms can be painted to match a Profiles™ or Traditions door system.

BLACKSTONE. ♦ ::



BSRT
3'0" door + (2) 12" sidelites
Continuous Sill Systems Only

SEDONA ♦ ::



19055T
3'0" door + (2) 12" sidelites
3'0" door + (2) 14" sidelites
Continuous Sill Systems Only



19520T
3'0" door + (2) 12" sidelites
3'0" door + (2) 14" sidelites
Continuous Sill Systems Only

SALINAS. ✕



SART
3'0" door + (2) 12" sidelites
Continuous Sill Systems Only

MAPLE PARK. ♦ ::



FWRT
3'0" door + (2) 12" sidelites
3'0" door + (2) 14" sidelites
Continuous Sill Systems Only

SARATOGA. ♦ ::



19750T
3'0" door + (2) 12" sidelites
Continuous Sill Systems Only



19740T
3'0" Door Only

WELLESLEY. ♦ :: ♦



19730T
3'0" door + (2) 12" sidelites
Continuous Sill Systems Only



19720T
3'0" Door Only

RISERVA. ✕



RSRT
3'0" door + (2) 12" sidelites
3'0" door + (2) 14" sidelites
Continuous Sill Systems Only

CONCORDE. ♦ :: ♦



CNRT
3'0" door + (2) 12" sidelites
3'0" door + (2) 14" sidelites
Continuous Sill Systems Only

KENSINGTON. ♦ ::



KNRT
3'0" door + (2) 12" sidelites
3'0" door + (2) 14" sidelites
Continuous Sill Systems Only

PEMBRIDGE. ♦ :: ♦



PBRT
3'0" door + (2) 12" sidelites
3'0" door + (2) 14" sidelites
Continuous / Boxed Sill Systems

AXIS. ♦



AXRT
3'0" door + (2) 12" sidelites
3'0" door + (2) 14" sidelites
Continuous / Boxed Sill Systems

CALIX. ♦ :: ♦



CXRT
3'0" door + (2) 12" sidelites
Continuous / Boxed Sill Systems



CX30T
3'0" Door Only

LATITUDE. ♦ :: ♦



LTRT
3'0" door + (2) 12" sidelites
Continuous / Boxed Sill Systems



LT30T
3'0" Door Only

ECHELON. ♦ :: ♦



ECRT
3'0" door + (2) 12" sidelites
Continuous / Boxed Sill Systems



EC30T
3'0" Door Only

CLEAR GLASS



Grille Sticks Applied



19020T

☀
3'0" door + (2) 12" sidelites
Continuous Sill Systems Only
3'0" door + (2) 14" sidelites
Continuous / Boxed Sill Systems



Grille Sticks Applied



19220T

☀
3'0" door + (2) 12" sidelites
3'0" door + (2) 14" sidelites
Continuous / Boxed Sill Systems



Grille Sticks Applied



19200T
☀
3'0" Door Only



19210T
☀
12" & 14" Sidelite Only

- ☀ Low-E Glass (LE)
- ♦ Black Nickel Caming (ID)
- :: Brushed Nickel Caming (IC)
- ♦ :: Brass Caming (IA)

- ✕ Wrought Iron (IW)
- ♦ Fixed Grilles (FXG)
- ▭ Scrolled & Flat Advanta Lite Frame
Not available for 24" and 26" doors or 10" sidelites.
- ▭ Standard Lite Frame Available

- 6 WBDR / HVHZ Options
- E Elevated 10" Bottom Rail Options

Fire Doors



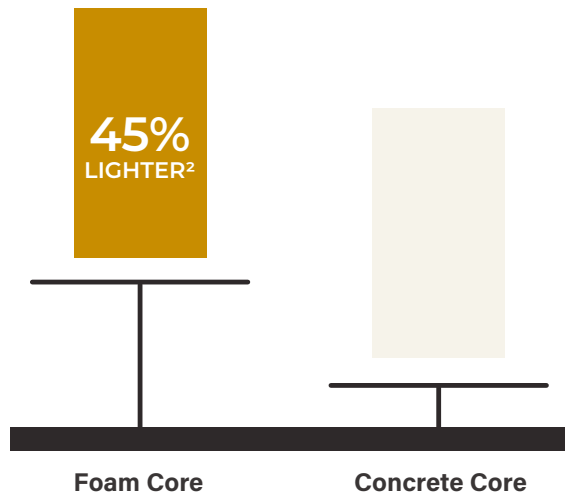
Intertek

Therma-Tru offers an industry-leading selection of Fire-rated doors certified to carry the Warnock Hersey Mark.

Therma-Tru® Fire-Rated Doors

Therma-Tru offers products to meet most national and local code requirements for house-to-garage, multi-family residential and hotel / motel unit entries.¹ Explore a wide variety of 20-minute Fire-rated fiberglass and steel door styles.

- Smooth-Star. 20-minute Fire-rated fiberglass doors are constructed with a polyurethane foam core that reduces overall door slab weight by 45% for easier handling and installation.²



20-Minute Fire-Rated Fiberglass Doors

- Tested to withstand a minimum of 20-minutes of fire exposure with temperatures that reach more than 1,400 degrees Fahrenheit.
- Features a 20-minute positive pressure rating.
- Certified by Intertek, Warnock Hersey for mortise lock use and features a wide lock stile to provide proper handleset reinforcement, combined with lock and hinge stiles that increase rigidity and stability.
- More durable than steel, and resist dents, scratches and rust, making them ideal for high-traffic, heavy-use environments.
- Features full-length lock side blocking, as well as blocking for panic and closure applications.
- Ideal for hotels, apartments, office buildings and other applications with security locks and card readers.

ADDITIONAL OPTIONS

- Solid-panel steel wood-edge doors also available with the 20-minute Fire-rated label, starting on page 235.

For California Projects

Therma-Tru Smooth-Star 20-minute Fire-rated fiberglass doors meet or exceed building codes and regulations specific to the state of California, including:

- ✓ California Wildland Urban Interface (WUI) and other State WUI requirements.
- ✓ California Air Resources Board (CARB) formaldehyde regulations.
- ✓ California State Fire Marshall test CA SFM 12-7A-1.

For Florida Projects

Therma-Tru Smooth-Star foam core 20-minute Fire-rated fiberglass doors include options to meet building codes and regulations specific to the state of Florida.

- ✓ Approved for structural use in Florida.
- ✓ Approved for Wind-Borne Debris Regions (WBDR) including the Gulf and Texas coast.

Note: Therma-Tru Fire-rated doors are approved for use in all Wildland Urban Interface (WUI) zones.

¹To confirm fire door requirements in your jurisdiction, always check with your local building code authority.

²Comparison of 20-minute foam core Fire-rated door to a 20-minute concrete core Fire-rated door with similar style.

Note: To see the third-party Intertek (Warnock-Hersey) listing reports, visit thermatru.com/performance.

Left: Smooth-Star Door – SSF120

20-Minute Fire-Rated Wood Edge – Fiberglass

SMOOTH-STAR.



SSF93
6
 2'8" x 6'8"
 2'10" x 6'8"
 3'0" x 6'8"

SSF45
6
 2'8" x 6'8"
 2'10" x 6'8"
 3'0" x 6'8"

SSF220
6E
 2'8" x 6'8" (70")
 2'10" x 6'8" (70")
 3'0" x 6'8" (70")

SSF8220
6E
 2'8" x 8'0"
 2'10" x 8'0"
 3'0" x 8'0"

SSF1100
6E
 2'8" x 6'8"
 2'10" x 6'8"
 3'0" x 6'8"

SSF81100
6
 2'8" x 8'0"
 2'10" x 8'0"
 3'0" x 8'0"

SSF120
6E
 2'8" x 6'8"
 2'10" x 6'8"
 3'0" x 6'8"

SSF8120
6E
 2'8" x 8'0"
 2'10" x 8'0"
 3'0" x 8'0"

SSF200
6
 2'6" x 6'8"
 2'8" x 6'8"
 2'10" x 6'8"
 3'0" x 6'8"

SSF8200
6
 2'8" x 8'0"
 2'10" x 8'0"
 3'0" x 8'0"



SSF205
6
 2'8" x 6'8"
 2'10" x 6'8"
 3'0" x 6'8"

SSF8205
6
 2'8" x 8'0"
 2'10" x 8'0"
 3'0" x 8'0"

SSF755
6
 2'10" x 6'8"
 3'0" x 6'8"


SSF31
6
 2'8" x 6'8"
 2'10" x 6'8"
 3'0" x 6'8"

SSF831
6
 2'8" x 8'0"
 2'10" x 8'0"
 3'0" x 8'0"

SSF960
6
 2'8" x 6'8"
 2'10" x 6'8"
 3'0" x 6'8"

SSF4800
6E
 2'8" x 6'8"
 2'10" x 6'8"
 3'0" x 6'8"

SSF84800
6
 2'8" x 8'0"
 2'10" x 8'0"
 3'0" x 8'0"



SSF600
6
 2'8" x 6'8"
 2'10" x 6'8"
 3'0" x 6'8"

SSF8600
6
 2'8" x 8'0"
 2'10" x 8'0"
 3'0" x 8'0"

SSF160
6E
 2'6" x 6'8"
 2'8" x 6'8" (70")
 2'10" x 6'8" (70")
 3'0" x 6'8" (70")

SSF8160
6
 2'6" x 8'0"
 2'8" x 8'0"
 2'10" x 8'0"
 3'0" x 8'0"

SSF100
6E
 2'0" x 6'8"
 2'4" x 6'8"
 2'6" x 6'8"
 2'8" x 6'8" (70")
 2'10" x 6'8" (70")
 3'0" x 6'8" (70")

SSF8100
6E
 2'6" x 8'0"
 2'8" x 8'0"
 2'10" x 8'0"
 3'0" x 8'0"

Note: See page 277 for important product details that may help with your purchase decision.



20-Minute Fire-Rated Wood Edge – Steel

PROFILES™



969HD
 ■ 6
 2'8" x 6'8"
 2'10" x 6'8"
 3'0" x 6'8"



978HD
 ■ 6
 2'8" x 6'8"
 2'10" x 6'8"
 3'0" x 6'8"



1005HD
 ■ 6
 2'8" x 6'8"
 2'10" x 6'8"
 3'0" x 6'8"




205HD
 ■ 6
 2'8" x 6'8"
 2'10" x 6'8"
 3'0" x 6'8"



203HD
 ■ 6
 2'8" x 6'8"
 2'10" x 6'8"
 3'0" x 6'8"



210HD
 ■ 6
 2'6" x 6'8" (7'0")
 2'8" x 6'8" (7'0")
 2'10" x 6'8" (7'0")
 3'0" x 6'8" (7'0")



100
 ■ 6E
 2'0" x 6'8"
 2'4" x 6'8"
 2'6" x 6'8" (7'0")
 2'8" x 6'8" (7'0")
 2'10" x 6'8" (7'0")
 3'0" x 6'8" (7'0")

TRADITIONS



TS210
 ■ 6
 2'6" x 6'8"
 2'8" x 6'8"
 2'10" x 6'8"
 3'0" x 6'8"





TS100
 ■ 6E
 2'0" x 6'8"
 2'4" x 6'8"
 2'6" x 6'8"
 2'8" x 6'8"
 2'10" x 6'8"
 3'0" x 6'8"

■ No Stile Lines
 6 WBDP Options

6 WBDP / HVHZ Options
 E Elevated 10" Bottom Rail Options

Clean lines. Crisp angles. Sleek designs. Vintage style. Pulse is a contemporary series of door styles and glass designs that can be combined to make a bold statement. With three distinct aesthetic approaches — Ari, Línea and Echo — the entrance becomes modern art.



¹Please verify that there is a Therma-Tru Impact-rated product approval for the configuration before buying.

Note: Finish colors may vary from an actual application due to fluctuations in finishing or printing. Glass designs may differ from depiction due to size and hand craftsmanship of glass. See your Therma-Tru seller or visit thermatru.com for more, including details on limited warranties and exclusions, ENERGY STAR qualified products and product approvals.

Top: Pulse Línea, Echelon Glass with Flat Lite Frame, Door – S81EC, Finish – Golden Wheat
Right Page: Pulse Ari, Satin Etch Glass, Door – S2XE, Finish – Indigo

It's your decision, by design.

Pulse is geometry with energy. Designed to be fun and easy to mix and match with sleek, flush door and sidelite styles, you can create a modern entrance without missing a beat. Explore all the possible combinations at thermatru.com/pulse. Mix and match to get the style numbers needed to order. Turn the page for a glimpse of available styles and sizes.

THE CREATIVITY IS UNLIMITED

Stain or paint the entrance any color.

These doors and sidelites come ready to stain or paint. So there's no limit to the creativity you can use when it comes to finishing touches.



LIFETIME
LIMITED WARRANTY

Fiberglass

10 YEAR
LIMITED WARRANTY

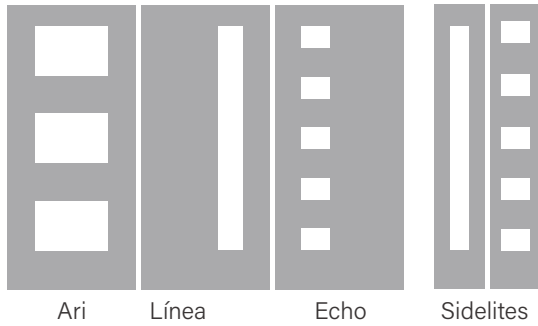
Steel



WBDR / HVHZ Options:
Look for this icon to find door
styles that can be configured
for WBDR or HVHZ.¹


1 START WITH A STYLE

Combine doors and sidelites to create an entrance that fits your vision.



2 CHOOSE A MATERIAL

Each style is available in any of these material choices.




3 SELECT A GLASS

Find an available glass design to complete the statement you want to make.

Privacy & Textured Glass

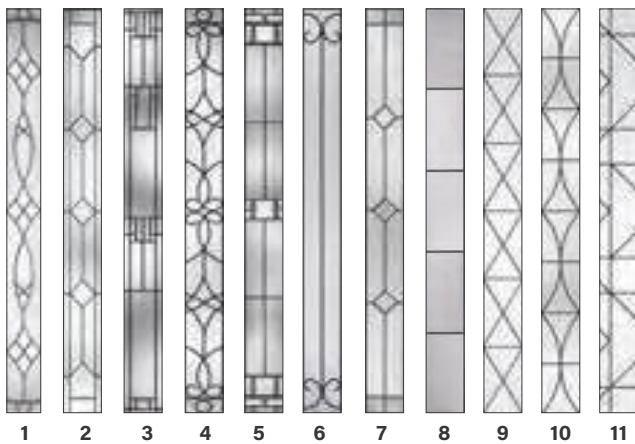
Available for all Pulse door styles.



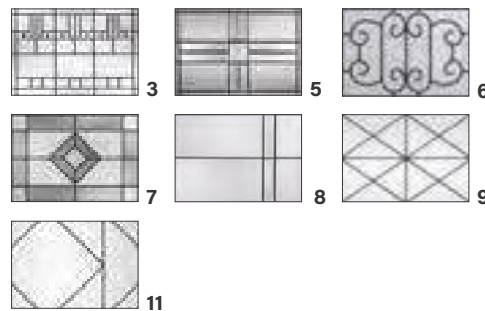
Low-E also available.

Decorative Glass

Available for Línea.



Available for Ari.



- 1 Blackstone
- 2 Crystalline
- 3 Sedona
- 4 Salinas
- 5 Saratoga
- 6 Riserva
- 7 Pembridge
- 8 Axis
- 9 Calix
- 10 Latitude
- 11 Echelon

Available for Echo.



4 THEN SELECT A FRAME

Choose the flat profile for modern appeal or scrolled profile for vintage style.



Flat Profile Lite Frame

Scrolled Profile Lite Frame

ADVANTA
LITE FRAME

Our patented Advanta¹ lite frame now comes default with every Pulse® door system, unless otherwise noted.

¹See your Therma-Tru seller for details on product availability.

Pulse Size Options

| | Wood-Grained Fiberglass | | Smooth Fiberglass | | Steel | |
|------------------|-------------------------------------------------------------|-------------------------------------------------------------|----------------------------------------------------------------------------|----------------------------------------------------------------------------|----------------------------------------------------------------------------|-------------------------------------------------------------|
| | 6'8" | 8'0" | 6'8" | 8'0" | 6'8" | 8'0" |
| Doors | 2'6" x 6'8" ◦ 2'8" x 6'8" 2'10" x 6'8" 3'0" x 6'8" | 2'6" x 8'0" ◦ 2'8" x 8'0" 2'10" x 8'0" 3'0" x 8'0" | 2'6" x 6'8" ◦ 2'8" x 6'8" 2'10" x 6'8" 3'0" x 6'8" 3'6" x 6'8" | 2'6" x 8'0" ◦ 2'8" x 8'0" 2'10" x 8'0" 3'0" x 8'0" 3'6" x 8'0" | 2'6" x 6'8" ◦ 2'8" x 6'8" 2'10" x 6'8" 3'0" x 6'8" 3'6" x 6'8" | 2'6" x 8'0" ◦ 2'8" x 8'0" 2'10" x 8'0" 3'0" x 8'0" |
| Sidelites | 10" x 6'8" • 12" x 6'8" 14" x 6'8" | 12" x 8'0" 14" x 8'0" | 10" x 6'8" • 12" x 6'8" 14" x 6'8" | 12" x 8'0" 14" x 8'0" | 10" x 6'8" • 12" x 6'8" 14" x 6'8" | 12" x 8'0" 14" x 8'0" |

- Available in full-lite sidelites only.
- Available in Línea and Echo only.



NEW Select styles are now available with triple-pane Low-E clear and privacy glass options to meet ENERGY STAR® requirements in all 50 states.



Ari

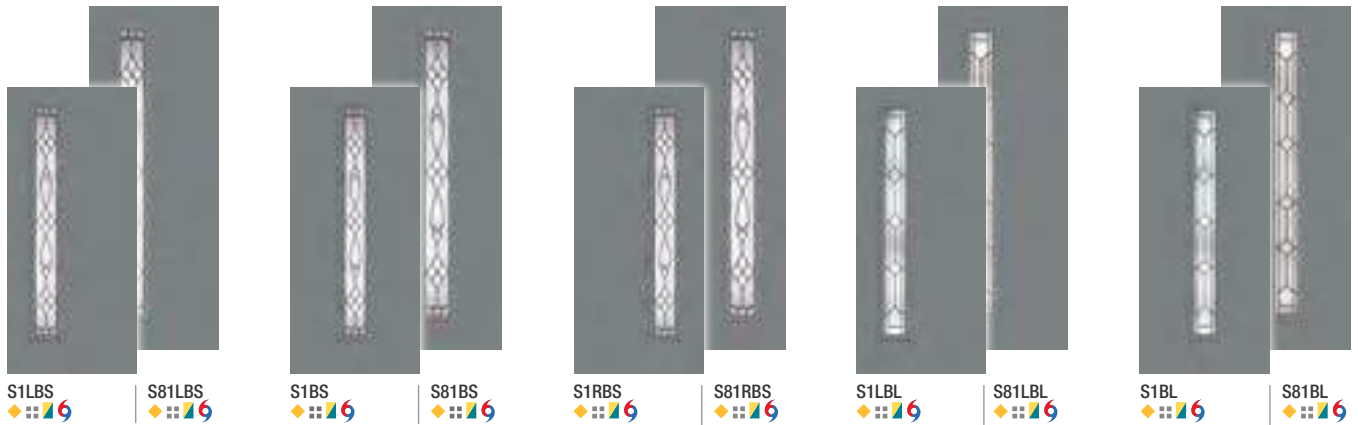
Note: Product images show exterior side of door.





Pulse

Línea

Note: Product images show exterior side of door.

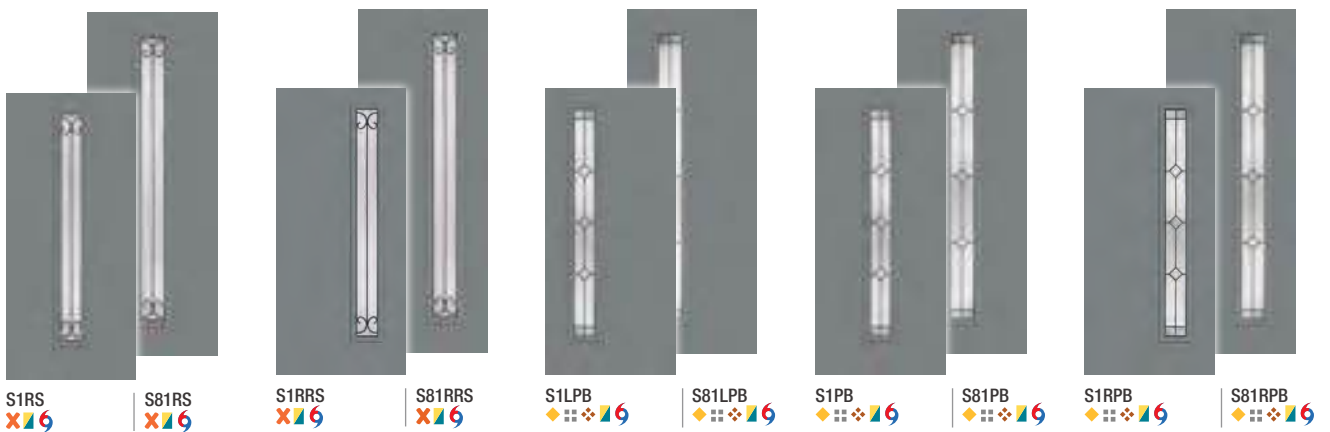



| | | |
|-----------------------------------------------------------------------------------------------------------------------------------------------------------------------|------------------------------------------------------------------------------------------------------------------------------|--------------------------------------------------------------------------------------------------------------------------------------------------------------------------------------------------------------------------------------------------------------------------------------------------------------------------|
|  Wood-Grained Fiberglass: Mahogany or Oak (Shown in Driftwood stain.) |  Smooth: Fiberglass or Steel | <p>It's your decision, by design.</p> <p>Select a look for the door and sidelites. Choose a material. Find an available glass design and frame to complete the statement. Stain or paint it any color. Explore all the possible combinations at thermatru.com/pulse.</p> |
|-----------------------------------------------------------------------------------------------------------------------------------------------------------------------|------------------------------------------------------------------------------------------------------------------------------|--------------------------------------------------------------------------------------------------------------------------------------------------------------------------------------------------------------------------------------------------------------------------------------------------------------------------|

Note: Door and sidelite styles shown in smooth fiberglass with flat lite frame. To see styles in other material choices, go to thermatru.com/pulse.

Note: See page 277 for important product details that may help with your purchase decision.

Top: Pulse Ari, Saratoga Glass with Flat Lite Frame, Door - S2SG, Finish - Estuary



LÍNEA *Continues on next page.*

Privacy & Textured Glass Options

Add the code to the blank in the style number for the desired door and glass combination. For details on glass options, see page 238.

XK = Reeded
XE = Satin Etch


XC = Chord
XJ = Chinchilla

XR = Rainglass
XN = Granite

- ☀ Low-E Glass (LE)
- ◆ Black Nickel Caming (1D)
- Brushed Nickel Caming (1C)


- ◆ Brass Caming (1A)
- ✕ Wrought Iron (1W)

- Scrolled & Flat Advanta Lite Frame
- 6 WBDP / HVHZ Options



S1LAX
◆ ▽ 6

S81LAX
◆ ▽ 6



S1AX
◆ ▽ 6

S81AX
◆ ▽ 6




S1RAX
◆ ▽ 6

S81RAX
◆ ▽ 6




S1LCX
◆ ▽ 6

S81LCX
◆ ▽ 6




S1CX
◆ ▽ 6

S81CX
◆ ▽ 6




S1RCX
◆ ▽ 6

S81RCX
◆ ▽ 6



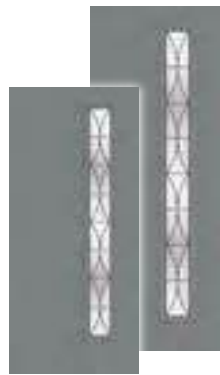
S1LLT
◆ ▽ 6

S81LLT
◆ ▽ 6




S1LT
◆ ▽ 6

S81LT
◆ ▽ 6




S1RLT
◆ ▽ 6

S81RLT
◆ ▽ 6




S1LEC
◆ ▽ 6

S81LEC
◆ ▽ 6




S1EC
◆ ▽ 6

S81EC
◆ ▽ 6



S1REC
◆ ▽ 6

S81REC
◆ ▽ 6



S1L
◆ ▽ 6

S81L
◆ ▽ 6



S1CL
◆ ▽ 6

S81CL
◆ ▽ 6



S1R
◆ ▽ 6

S81R
◆ ▽ 6

Pulse

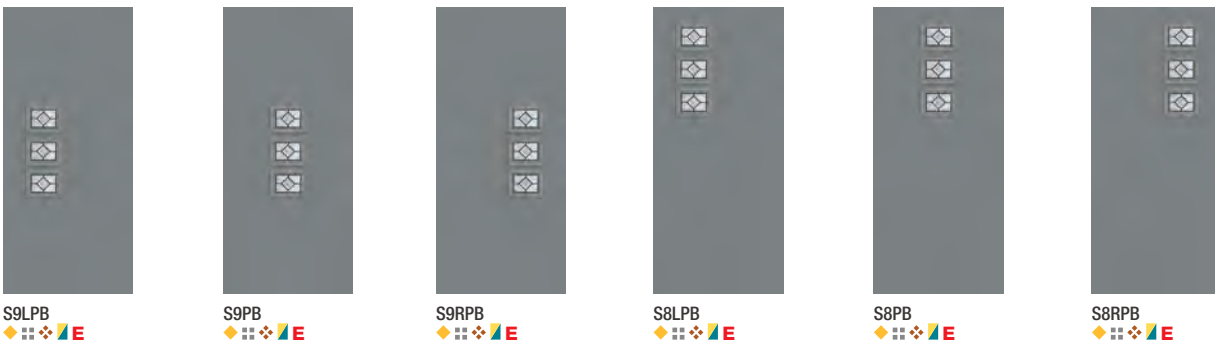
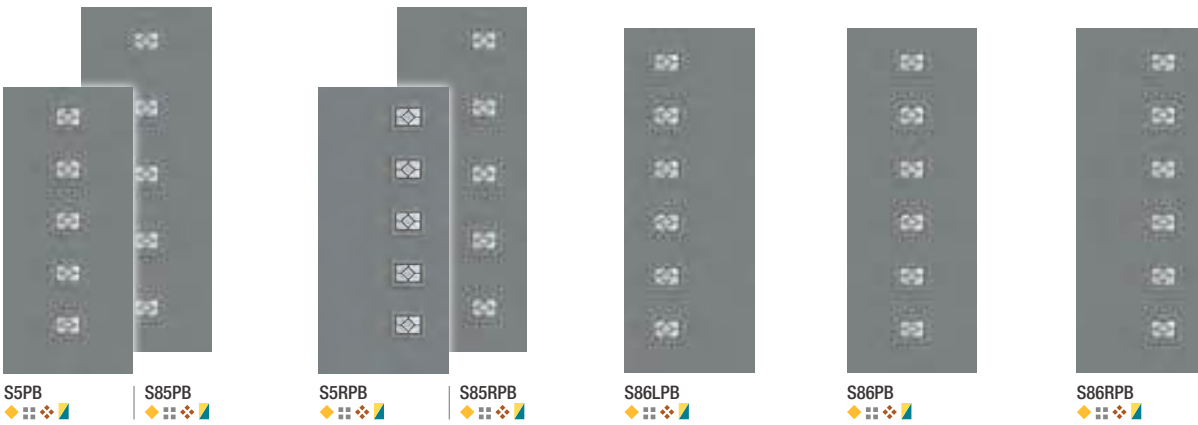
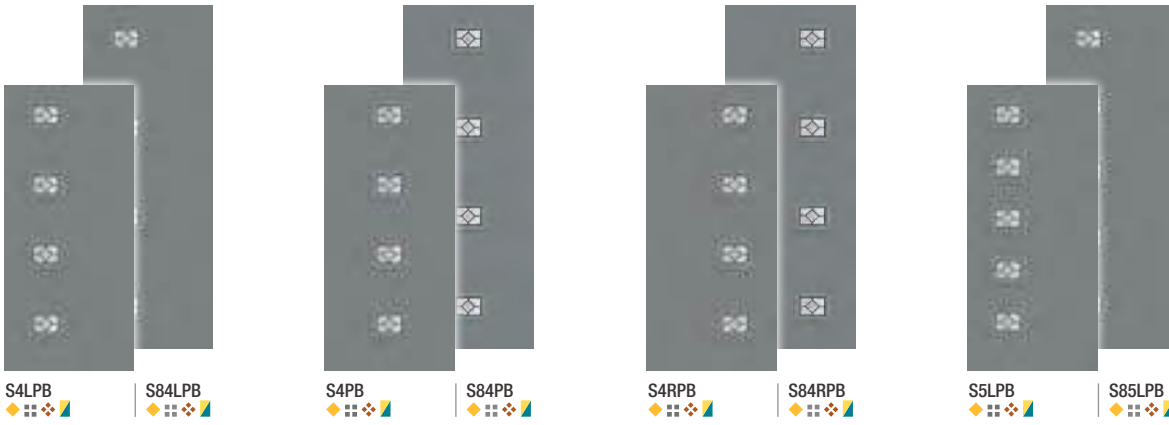
| | | | |
|--------------------------------------------------------------------------------|--|---------------------------------------|--|
| | | | |
| Wood-Grained Fiberglass: Mahogany or Oak (Shown in Driftwood stain.) | | Smooth: Fiberglass or Steel | |

It's your decision, by design.
Select a look for the door and sidelites. Choose a material. Find an available glass design and frame to complete the statement. Stain or paint it any color. Explore all the possible combinations at thermatru.com/pulse.

Note: Door and sidelite styles shown in smooth fiberglass with flat lite frame. To see styles in other material choices, go to thermatru.com/pulse.

Echo

Note: Product images show exterior side of door.



ECHO Continues on next page.

Privacy & Textured Glass Options

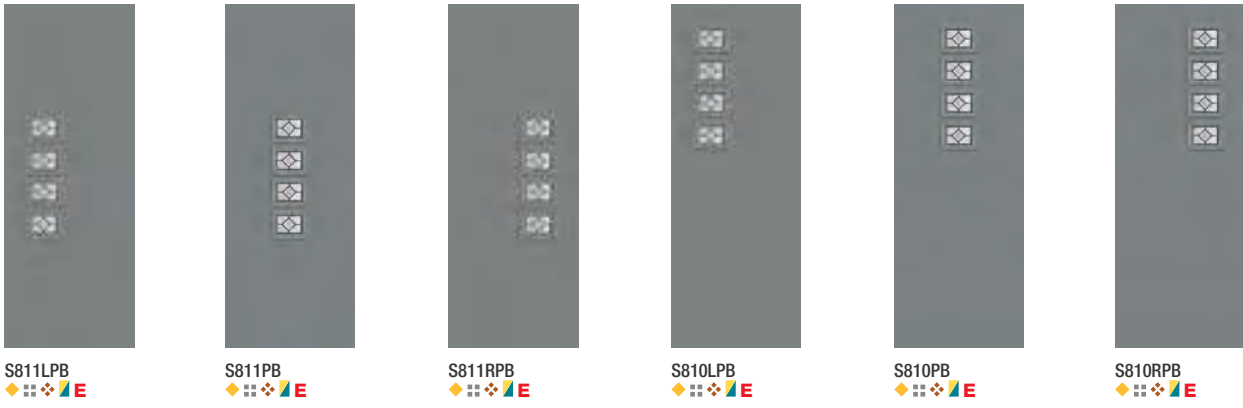
Add the code to the blank in the style number for the desired door and glass combination. For details on glass options, see page 238.

XK = Reeded
XE = Satin Etch




XC = Chord
XJ = Chinchilla

XR = Rainglass
XN = Granite

- Low-E Glass (LE)
- Black Nickel Caming (1D)
- Brushed Nickel Caming (1C)
- Brass Caming (1A)
- Standard Lite Frame Available
- Scrolled & Flat Advanta Lite Frame
- WBDR / HVHZ Options
- Elevated 10" Bottom Rail Options



Pulse

| | | |
|-------------------------------------------------------------------------------------|-------------------------------------------------------------------------------------|-------------------------------------------------------------------------------------|
|  |  |  |
| Wood-Grained Fiberglass: Mahogany or Oak (Shown in Driftwood stain.) | Smooth: Fiberglass or Steel | |

It's your decision, by design.
Select a look for the door and sidelites. Choose a material. Find an available glass design and frame to complete the statement. Stain or paint it any color. Explore all the possible combinations at thermatru.com/pulse.

Note: Door and sidelite styles shown in smooth fiberglass with flat lite frame. To see styles in other material choices, go to thermatru.com/pulse.




S9LAX
◆▲E



S9AX
◆▲E



S9RAX
◆▲E



S8LAX
◆▲E



S8AX
◆▲E



S8RAX
◆▲E




S811LAX
◆▲E



S811AX
◆▲E



S811RAX
◆▲E



S810LAX
◆▲E



S810AX
◆▲E




S810RAX
◆▲E



S4L
S4LCL ▲




S84L
S84LCL ▲



S4R
S4RCL ▲

S84R
S84RCL ▲



S5L
S5LCL ▲

S85L
S85LCL ▲

ECHO Continues on next page.

Privacy & Textured Glass Options


Add the code to the blank in the style number for the desired door and glass combination. For details on glass options, see page 238.

XK = Reeded
XE = Satin Etch

XC = Chord
XJ = Chinchilla

XR = Rainglass
XN = Granite

- ★ Low-E Glass (LE)
- ◆ Black Nickel Caming (1D)
- Brushed Nickel Caming (1C)
- ◆ Brass Caming (1A)
- ▲ Standard Lite Frame Available
- ▲ Scrolled & Flat Advanta Lite Frame
- Elevated 10" Bottom Rail Options



S5_ S5CL
S85_ S85CL



S5R_ S5RCL
S85R_ S85RCL



S86L_ S86LCL



S86_ S86CL



S86R_ S86RCL



S9L_ S9LCL



S9_ S9CL



S9R_ S9RCL



S8L_ S8LCL



S8_ S8CL



S8R_ S8RCL



S811L_ S811LCL



S811_ S811CL



S811R_ S811RCL



S810L_ S810LCL

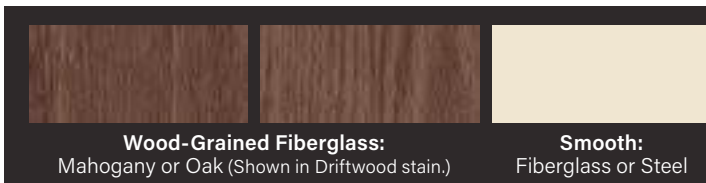


S810_ S810CL



S810R_ S810RCL

Pulse




It's your decision, by design.

Select a look for the door and sidelites. Choose a material. Find an available glass design and frame to complete the statement. Stain or paint it any color. Explore all the possible combinations at thermatru.com/pulse.

Note: Door and sidelite styles shown in smooth fiberglass with flat lite frame. To see styles in other material choices, go to thermatru.com/pulse.

Sidelites

Note: Product images show exterior side of door.



SIDELITES Continue on next page.

Privacy & Textured Glass Options

Add the code to the blank in the style number for the desired door and glass combination. For details on glass options, see page 238.

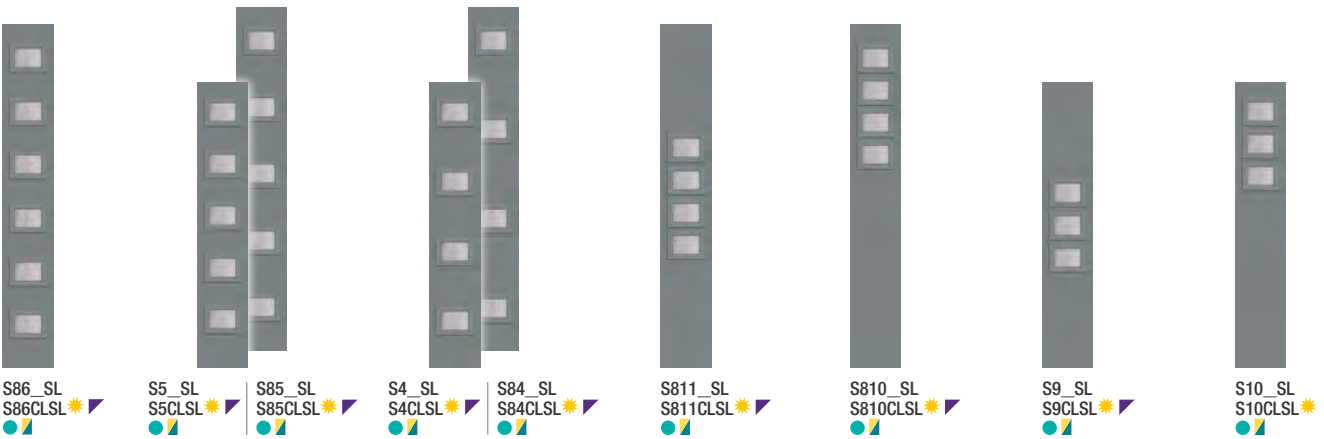
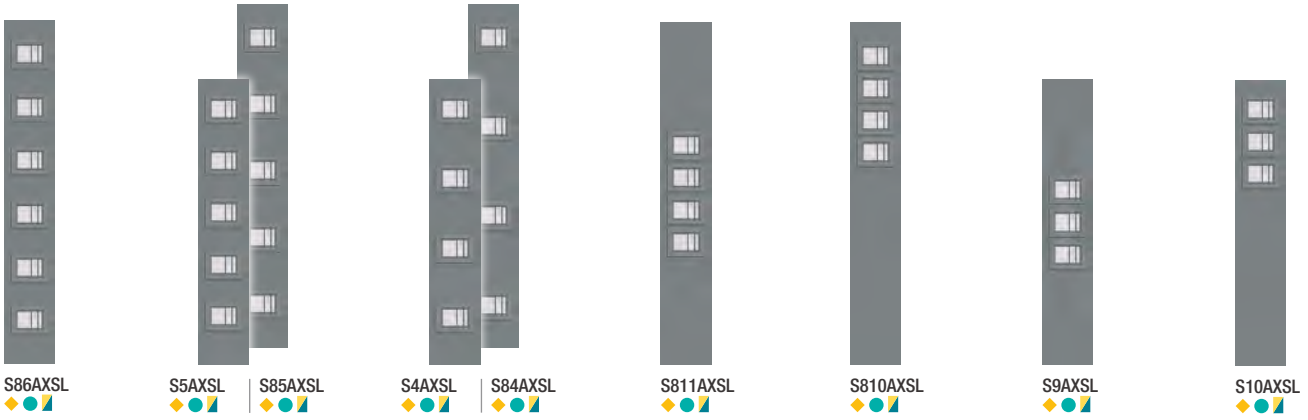
XK = Reeded
XE = Satin Etch

XC = Chord
XJ = Chinchilla

XR = Rainglass
XN = Granite

- Low-E Glass (LE)
- Black Nickel Caming (1D)
- Brushed Nickel Caming (1C)
- Brass Caming (1A)
- Wrought Iron (1W)
- Vented Sidelite Options
- Scrolled & Flat Advanta Lite Frame
- Standard Lite Frame Available
- WBDR / HVHZ Options
- Elevated 10" Bottom Rail Options

SIDELITES *Continued*



Pulse

Privacy & Textured Glass Options

Add the code to the blank in the style number for the desired door and glass combination. For details on glass options, see page 238.

- XK = Reeded
- XE = Satin Etch
- XC = Chord
- XJ = Chinchilla
- XR = Rainglass
- XN = Granite

- Low-E Glass (LE)
- Black Nickel Caming (1D)
- Vented Sidelite Options
- Scrolled & Flat Advanta Lite Frame
- Standard Lite Frame Available

Wood-Grained Fiberglass:
Mahogany or Oak (Shown in Driftwood stain.)

Smooth:
Fiberglass or Steel

It's your decision, by design.

Select a look for the door and sidelites. Choose a material. Find an available glass design and frame to complete the statement. Stain or paint it any color. Explore all the possible combinations at thermatru.com/pulse.

Note: Door and sidelite styles shown in smooth fiberglass with flat lite frame. To see styles in other material choices, go to thermatru.com/pulse.

Note: See page 277 for important product details that may help with your purchase decision.



Finish Options

Add Curb Appeal with Color

Stain and paint can make all the difference when it comes to a home's curb appeal. Find inspiration and explore professionally applied premium stains and paints, as well as options for in-field applications.





Finished for Lasting Beauty

Today's homeowners expect perfection — PrismaGuard offers an impeccable, factory-applied finish that meets the toughest expectations.

- Designed for optimal performance with Therma-Tru® fiberglass doors and composite door frames.
- Features enhanced durability to protect from everyday wear and tear.
- Backed by a 10-year limited finish warranty. For Classic Craft® doors, the balance of this warranty can transfer to a second owner.
- Enhances the overall beauty of the entry with a nature-inspired color palette of premium stains and paints.



10 YEAR
LIMITED WARRANTY
Classic Craft Finish
Transferable

10 YEAR
LIMITED WARRANTY
Fiber-Classic,
Smooth-Star, Pulse,
Steel Finish



Therma-Tru is proud to partner with Yellowstone Forever, the official nonprofit partner of Yellowstone National Park. Select colors in our PrismaGuard portfolio are inspired by the beauty found in Yellowstone National Park. Look for the (🌲) symbol.



Finish Options

Note: Finish colors may vary from an actual application due to fluctuations in finishing or printing. See page 277 for important product details that may help with your purchase decision. See your Therma-Tru seller for details on the PrismaGuard limited warranty and exclusions.

Left Page: Smooth-Star, Clear Glass with SDLs, Doors – S2104, Finish – Cypress
Right Page: Pulse Ari, Reeded Glass with Flat Lite Frame, Door – FC83XX, Finish – Acorn



Tested to meet tough expectations.

PrismaGuard premium finish is put through multiple rigorous tests in our engineering labs. This helps ensure that our PrismaGuard finish is built to last, just like the Therma-Tru® doors it was designed for.



Lasting beauty and color.

Using specialized equipment, PrismaGuard stains and paints are tested to help deliver a consistent high-end appearance perfect for wood-grained or smooth door surfaces.



Resistance against wear and tear.

PrismaGuard finish is subjected to a simulation of everyday use to provide a durable high-end, low-maintenance finish that protects the door from normal wear and tear.



Protection from the elements.

Therma-Tru simulates exposure to harsh environments to help verify that PrismaGuard finish coating protects the door from the elements, preserving its color for years to come.




Confidence on the coast.

Therma-Tru simulates a highly corrosive atmosphere to help ensure PrismaGuard finish can withstand the damaging effects of high-salt environments near the coast.



PrismaGuard® Premium Stain

Bring the authentic look of wood to life with rich tones that add dimension and are designed to enhance the wood grains of Therma-Tru® fiberglass doors and composite door frames.



- 1 It starts with the realistic wood grains and deep embossments of a Therma-Tru door or composite door frame.
- 2 A base coat provides an even, consistent color across the surface.
- 3 A wiping stain enhances the base coat while adding dimension to reflect the natural beauty of wood.
- 4 A durable topcoat enhances the high-definition color while protecting against scratches and color fading.
- 5 A second application of the topcoat provides added durability and optimal sheen for a high-end look.

Shown on Classic Craft Fir Grain.



Order 4" x 4" samples of select PrismaGuard finish colors at store.thermatru.com.

PrismaGuard® Premium Paint

Add a pop of color to Therma-Tru® doors and composite door frames, and tailor the look of the entry to make a beautiful lasting impression.



- 1 It starts with the smooth or wood-grained surface of a Therma-Tru door or composite door frame.
- 2 A base coat provides an even, consistent color across the surface.
- 3 A durable topcoat enhances the high-definition color while protecting against scratches and color fading.
- 4 A second application of the topcoat provides added durability and optimal sheen for a high-end look.



COLOR MATCHES AVAILABLE

Explore other products from Fortune Brands Outdoors designed to match select colors shown here.

Look for the (🌲) symbol. See your Therma-Tru seller for details.



Alpine



Granite



Peregrine 🌲🌲



Onyx



Obsidian 🌲🌲



Indigo



Estuary 🌲



Arctic Ice 🌲



Cypress



Golden Wheat 🌲




Canyon 🌲



Ruby Red



Cabernet



Chestnut



Elk 🌲🌲

Finish Options

Order 4" x 4" samples of select PrismaGuard finish colors at store.thermatru.com.

🌲 = Inspired by Yellowstone National Park.

Left Page: Smooth-Star, Calix Glass, Door - S2223, Finish - Golden Wheat

SAME-DAY[®] STAIN

Create the authentic look of real wood in just a few simple steps.

- Achieve professional-looking results with an easy-to-use, quick-drying formula.
- Colorfast stain resists fading, bleaching and yellowing to create a beautiful finish.
- Finish colors can be applied in a variety of shades to complement multiple home styles.
- Specially formulated for Therma-Tru[®] fiberglass doors and composite door frames.



ALL-INCLUSIVE KIT

Contains everything needed to stain a Therma-Tru fiberglass double door system or a single door with two sidelites.¹ Visit thermatru.com/samedaystain for ordering information and easy-to-follow instructions.

Shown on Classic Craft Fir Grain.



Light Oak



Natural Oak



Walnut



English Walnut



Mahogany



Cherry



Cedar

5 YEAR
LIMITED WARRANTY

For complete details on the Same-Day Stain and topcoat limited warranty, visit thermatru.com/finishing or ask your seller for more details.


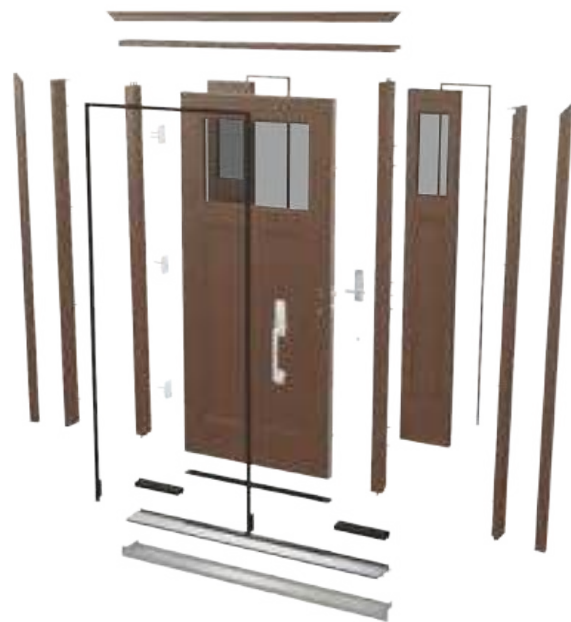
¹Actual coverage may vary based on product selected, application method and desired appearance. Note: Finish colors may vary from an actual application due to fluctuations in finishing or printing. See page 277 for important product details that may help with your purchase decision. See your Therma-Tru seller or visit thermatru.com for details on limited warranties and exclusions.

Door System Components

Proven to perform, protect and preserve.

A Therma-Tru complete door system is the culmination of more than 60 years of expertise in material science, engineering and manufacturing. We design on-trend entryways and test them against extreme environmental conditions — far beyond industry standards — to ensure maximum durability and safety. And we back our systems with comprehensive, industry-leading warranties.

Visit our online replacement parts page to maintain the integrity of a complete door system with genuine Therma-Tru components at thermatru.com/parts.



Composite Door Frame¹ featuring Tru-Guard™ Composite Technology



TRU GUARD
COMPOSITE TECHNOLOGY

Composite door frame featuring Tru-Guard™ composite technology provides a rot-free solution engineered to work together with rot-resistant Therma-Tru® doors and components.

- Delivers extra protection from the damaging effects of outside elements for peace of mind.
- Eliminates the risk of rot and wood-ingesting insects with a durable composite material that is virtually maintenance free. Rot-free door frame does not absorb moisture and resists mold, mildew and fungus.



REINFORCED MULLIONS

Provide additional structural support and stability. All mullions are reinforced with a co-extruded **A** LVL core to provide additional structural support and stability and feature a **B** composite-capped bottom to eliminate the risk of water absorption and maintain a rot-free composite exterior.

Order composite door frame samples at store.thermatru.com.

¹See your Therma-Tru seller for details on product availability.

²Comparison of pendulum impact test results for Therma-Tru composite door frame and standard finger-jointed Pine wood door frame, both with similar pre-hung doors.

³To confirm code requirements in your jurisdiction, always check with your local building code authority.

Note: See your Therma-Tru seller or visit thermatru.com for details on available product sizes and options, limited warranties and exclusions, and Riders. Frame-only warranty option for customers without a Therma-Tru door system.

AVAILABLE TEXTURES



Ready to finish.

Buff Grained

- Features a universal wood grain to complement a wide range of grain species.
- Stain or paint to complement the entry — no sanding or priming required.



Ready to install.
 Ready to finish.

White Smooth

- Features a matte finish similar to painted wood and includes a protective layer with UV inhibitors to help resist yellowing and fading.
- Ready to install as-is — no painting required. Or finish with stain or paint to complement the entry — no sanding or priming required.

THE ADVANTAGE IS CLEAR

| Performance | | |
|----------------------------------------------------------------------------------------------------------|---------------------------------|--------------------------------------------------------|
| Resists Moisture and Humidity — Eliminates Risk of Swelling, Warping and Splitting | | ✓ |
| Resists Mold, Fungus and Rot — Does Not Absorb or Retain Moisture | | ✓ |
| Resists Insects — Helps Protect from Wood-Ingesting Insects | | ✓ |
| Tested to be up to 50% stronger on average than standard wood door frames against kick-ins. ² | | ✓ |
| Impact and 20-Minute Fire Code Compliant ³ | | ✓ |
| Aesthetics | | |
| Ready to Finish — No Sanding or Priming Required | | ✓ |
| Ready-to-Install Option — No Finishing Required - White Smooth | | ✓ |
| Universal Grain Complements a Wide Range of Wood Species — Buff Grained | | ✓ |
| Screw Plugs Match Frame Material and Conceal External Fasteners | | ✓ |
| Warranty | | |
| Therma-Tru Products & Applications | Warranty For First Homeowner | Warranty Riders Transferable 1x to Second Homeowner |
| Composite Door Frame + Classic Craft® Door + Components | | Lifetime Transferable Full-System Rider |
| Composite Door Frame + Fiber-Classic®, Smooth-Star®, Pulse® Fiberglass Door + Components | | 10-Year Transferable Full-System Rider |
| Composite Door Frame Only | | |

Composite Door Frame Parts

See your Therma-Tru seller for a full list of available product sizes and options.

Jambs



4-1/8"
4-9/16"
5-1/4"
6-9/16"
7-1/4"

Mullions




2" Entry Narrow
2-1/2" Entry Wide



2" Patio Narrow
2-1/2" Patio Wide

Pre-inserted weatherstrip option available for select white smooth jambs and mullions.

Trim



2" Brickmould WM180



1-5/8" Florida Brickmould WM176



3-1/2" x 1" Flat Casing

Mull Casing



1-15/32" x 1-1/16"



1-7/32" x 7/32"
2" x 7/32"



2-15/16" x 1-1/16" *Buff grained only.*
2-15/16" x 3/8" *Buff grained only.*

Storm Door-Ready Mullion Adaptor



2" to 1-11/16"

Storm Door Adaptor



4-9/16" Base Adaptor
Face Adaptor
(Use 1-15/32" x 1-1/16" Mull Casing)




6-9/16" Base Adaptor

Screen Track Cap



1-13/32" x 9/16"

Fasteners, Setting Tool & Screw Plug Covers



Screw plugs are available on a collated strip for ease of installation and finishing.

Storm Door-Ready Mullions



4-9/16"
6-9/16"

Our rot-free composite door frame is **50% stronger** at resisting forced entry than wood.¹




7/16" x 5/16" Cove Mould

Transom Sills



4-9/16"
6-9/16"

Pendulum Impact Test



Therma-Tru Wood Jamb

Therma-Tru Composite Jamb

CODE-COMPLIANT OPTIONS

Therma-Tru® composite door frame delivers the durability and reliability you expect from Therma-Tru with options to meet select national and local building code requirements.²



Impact-rated to meet high-wind and coastal region codes and regulations, offering excellent performance in extreme weather conditions while providing added protection.²



20-minute Fire-rated to meet most national and local code requirements for house-to-garage, multi-family residential and hotel / motel unit entries.²

¹Comparison of pendulum impact test results for Therma-Tru composite door frame and standard finger-jointed Pine wood door frame, both with similar pre-hung doors.

²To confirm code requirements in your jurisdiction, always check with your local building code authority.

Note: See your Therma-Tru seller or visit thermatru.com for product approvals and installation instructions. Always confirm building code requirements in your area before buying. Follow weather and news reports to assess severe weather situations and obey local authorities' shelter and evacuation orders. No product guarantees safety for persons or property, nor makes any premises hurricane- or impact-proof. To see the third-party Intertek (Warnock-Hersey) listing reports, visit thermatru.com/performance.

Sills

Allow for a tight seal to help block wind-driven moisture infiltration at the bottom of the door and a solid stepping surface. Available in a variety of materials with features to meet the needs of different climates and exposures. Ask your Therma-Tru® seller for a complete list of options.


INSWING OPTIONS



Composite Adjustable Sill (Premium) ✚

- Thick wood-grained composite cap and nosing.
- U-shaped weather seal.
- Adjustable flush screws.
- Solid extruded composite substrate.

Continuous length with spread mullion capability to fill 49"-75" rough openings.¹



Hardwood Adjustable Sill

- Durable hardwood cap and nosing can be stained to match door and trim.
- U-shaped weather seal.
- Adjustable flush screws.



Basic Composite Adjustable Sill (Economy)

- Wood-grained composite cap and nosing.
- Adjustable screws with removable screw caps.



Value Composite Adjustable Sill (Economy)


- Composite cap and nosing.
- Adjustable flush screws.
- Injection-molded composite substrate.

Inswing Sill Extenders



1"


2"



1-³/₈"

3-¹/₄"

OUTSWING OPTIONS



Composite Outswing Sill (Premium) ✚

- Thick wood-grained composite cap and nosing.
- Integrated weatherstrip.
- Helps meet code requirements in HVHZ coastal regions.



Aluminum Sill with Thermal Break

- All-aluminum construction.
- Integrated weatherstrip.
- Also available without thermal break.



Coastal Sill (For Coastal Regions)

- All-aluminum construction.
- Extra-high cap profile.
- Integrated weatherstrip.
- Helps meet code requirements in HVHZ coastal regions.

Public Access Sill



Public Access Sill with Thermal Break²
(For ADA Applications)

- All-aluminum construction.
- Ramp slope meets Americans with Disabilities Act (ADA) requirements.
- Also available without thermal break.

¹See the Therma-Tru Architectural Details & Components manual for actual unit size specifications.

²Door systems built with public access sills have little resistance to water penetration and have a potential to leak if installed exposed to weather. We recommend these systems be installed away from weather under large soffits or overhangs.

³For full details on the Tru-Defense Warranty Rider, visit thermatru.com/trudefense.

Note: Finish colors may vary from an actual application due to fluctuations in finishing or printing. See page 277 for important product details that may help with your purchase decision.

SILL FINISHES



Mill



Bronze

■ = Available

CAP COLORS




Lightwood (Premium)



Darkwood (Premium)



Lightwood (Economy)



Darkwood (Economy)



Hardwood

| | Inswing Options | | | Outswing Options | | | | Public Access (Inswing / Outswing) | |
|-----------------------------------|--------------------------------|---------------------|--------------------------------------|------------------------------|-----------------------------|--------------------------------|---------|------------------------------------|----------------------------------|
| | Composite Adjustable (Premium) | Hardwood Adjustable | Value Composite Adjustable (Economy) | Composite Outswing (Premium) | Aluminum with Thermal Break | Aluminum without Thermal Break | Coastal | Public Access (ADA) ² | Public Access (ADA) ² |
| Sill Finishes | | | | | | | | | |
| Mill | ■ | ■ | ■ | ■ | ■ | ■ | ■ | | ■ |
| Bronze | ■ | ■ | ■ | ■ | ■ | ■ | | | ■ |
| Cap Colors | | | | | | | | | |
| Lightwood | ■ | | ■ | ■ | | | | | |
| Darkwood | ■ | | ■ | ■ | | | | | |
| Hardwood | | ■ | | | | | | | |
| Sill Configurations | | | | | | | | | |
| Single | ■ | ■ | ■ | ■ | ■ | ■ | ■ | | ■ |
| French | ■ | ■ | | ■ | ■ | ■ | ■ | | ■ |
| Double Patio | ■ | ■ | | ■ | | | | | |
| Triple Patio | ■ | | | ■ | | | | | |
| Lineal | ■ | ■ | | | | | | | |
| Sidelite Configurations | | | | | | | | | |
| Boxed Sidelites | ■ | | | | | | | | |
| Single with Sidelites | ■ | ■ | | ■ | | | | | |
| French with Sidelites | ■ | | | | | | | | |
| Single Vented Sidelites | ■ | | | | | | | | |
| French Vented Sidelites | ■ | | | | | | | | |
| Depths | | | | | | | | | |
| 4-9/16" | ■ | | ■ | ■ | | ■ | ■ | | ■ |
| 5-3/4" | ■ | ■ | ■ | ■ | ■ | | | | |
| 6-9/16" | | | | | | | | | ■ |
| 7-3/4" | ■ | ■ | ■ | | ■ | | | | |
| Substrates | | | | | | | | | |
| Composite Extruded | ■ | | | ■ | | | | | |
| Composite Injection Molded | ■ | | ■ | | | | | | |
| Treated Pine | | ■ | | | ■ | ■ | ■ | | |
| Other Options | | | | | | | | | |
| Integrated Thermal Break | ■ | ■ | ■ | ■ | ■ | | | | ■ |
| Screen Rail Available | ■ | ■ | | | | | | | |
| Sill Extenders Available | ■ | ■ | ■ | ■ | | | | | |
| Sill Covers Available | ■ | ■ | ■ | ■ | | | | | |
| Tru-Defense Eligible ³ | ■ | | | ■ | | | | | |
| With Anchor Holes | | | | | ■ | ■ | ■ | | ■ |
| Without Anchor Holes | ■ | ■ | ■ | ■ | ■ | | | | |

Note: See your Therma-Tru seller for details on available component and finish color combinations.

Door Bottoms

Designed to mate with our sills and help provide added protection to help seal the margin between the door and sill. Kerf-applied for a secure fit and made of a heavy-duty material that holds its shape to help maintain contact.

INSWING OPTIONS



Kerf-Applied Dual-Bulb / Dual-Fin Bottom Sweep ✚

Sills:
Composite Adjustable
Hardwood Adjustable
Value Composite Adjustable

Colors:
Bronze
White



Non-kerf-applied option available for replacement applications. Available in bronze only.



Inactive Door Bottom ✚

Sills:
Composite Adjustable
Hardwood Adjustable

Colors:
Bronze

OUTSWING OPTIONS



Outswing Bottom Sweep

Sills:
Aluminum
Coastal

Color:
Bronze




Inactive Door Bottom

Sills:
Composite Outswing

Colors:
Bronze

ADA / REPLACEMENT



Bottom Sweep

Sills:
Public Access

Color:
Bronze

Sill Protection



Sill Covers (Recommended)

- Fits over the sill to help protect cap and finish from damage during installation.
- Made of a heavy-duty material to withstand wear.
- Available in a variety of options to fit our sills.

See page 262 for availability.

Shown over composite adjustable sill.



Sill Pan (Recommended) ✚

- Fits between the sill and subfloor for an added layer of protection against moisture.
- Engineered with sloped channels to help collect and drain moisture away.

Corner Seal Pads (Inswing Only)

Fit securely behind weatherstrip and mate with our inswing sills to help block wind-driven moisture from pushing through the corner and up the frame. (Not required for outswing sills.)

Classic Craft® 7-Shape Pads



Colors:
Bronze
White

Sills:
Composite Adjustable
Hardwood Adjustable
Value Composite Adjustable
Public Access

Fiber-Classic® / Smooth-Star® 7-Shape Pads



Colors:
Bronze
White

Sills:
Composite Adjustable
Hardwood Adjustable
Value Composite Adjustable
Public Access

Basic Pads



Colors:
Bronze

Sills:
Inswing
Applications Only

Weatherstrip

Provides two points of contact and a form-fitting barrier for extra protection against leaks.

Medium-Reach Weatherstrip



Colors:
Bronze
White

Doors:
Square Edge

Long-Reach Weatherstrip



Colors:
Bronze
White

Doors:
Bull Edge

Rain Protection (Recommended)

Helps repel moisture away from areas exposed to wind-driven moisture infiltration, enhancing weather protection. Highly recommended for applications directly exposed to wind and rain.

Rain Deflector (Inswing)




Colors:
Bronze
White

Rain Guard (Outswing)



Colors:
Bronze
White



Rain Deflector

Bottom Sweep

Bottom of door;
exterior view.



Jamb

Rain Guard

Weatherstrip

Top of door;
exterior view.

Hardware

Multi-Point Locking Systems (MPLS) (Recommended)

Engages the door frame at the top, middle and bottom, providing continuous protection along the door edge for enhanced security vs. a traditional deadbolt.

GRIP-STYLE MPLS +

Grip-style handlesets offer an intuitive approach to the multi-point locking system with on-trend aesthetics. A simple 90-degree twist of the thumbturn (interior) or a key (exterior) is all it takes to engage the door frame at three points with no need to lift the handleset lever. An integrated mishandling device protects the door and frame from accidental damage. Features deadbolt located above handleset.

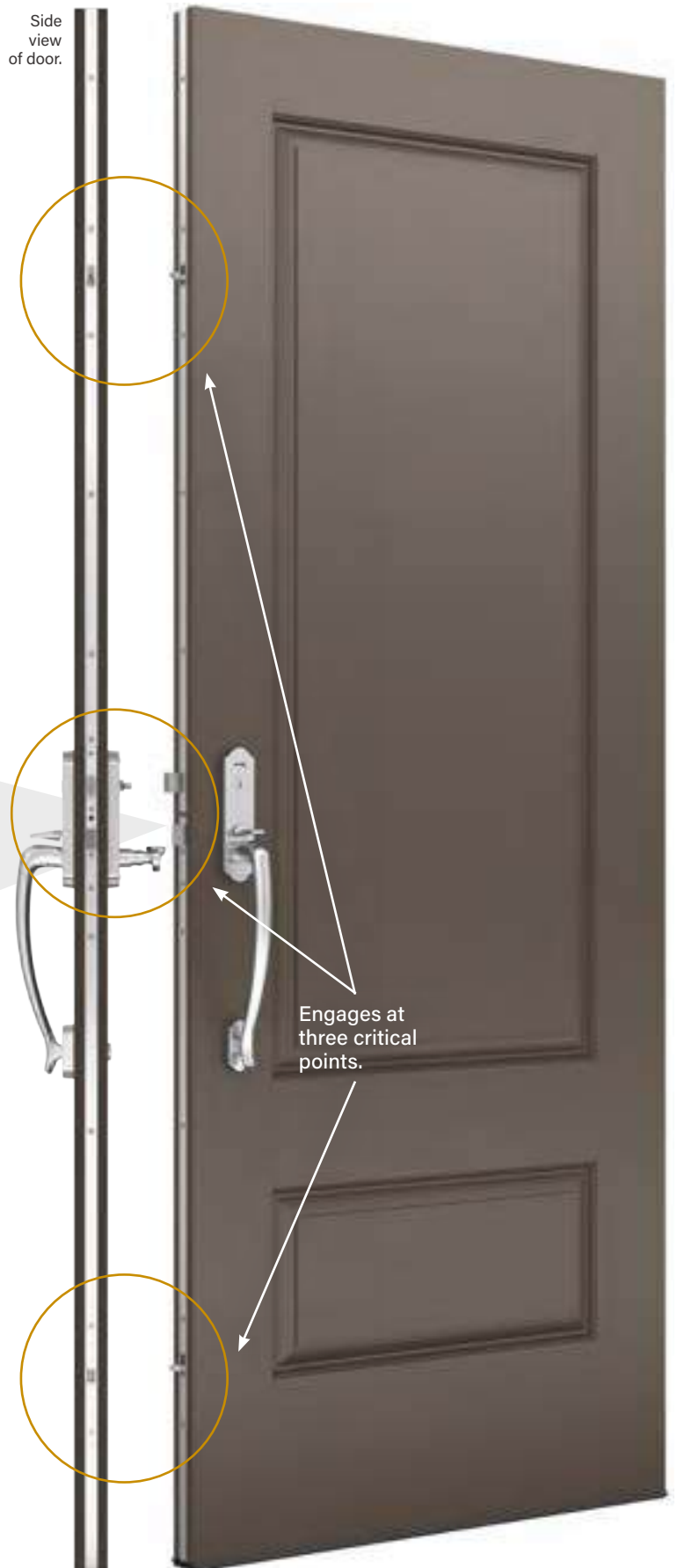
(Highly recommended for 8'0" fiberglass doors. Active option only. Not available for door systems with an astragal. Not recommended for steel doors or Impressions integrated storm and entry door systems. Strike plate package available.)

Side view of door.



Tongue
Heights: | Configurations:
6'8" | Inswing
7'0" | Outswing
8'0" |

- 1 Self-lubricating locks.
- 2 1" premium stainless steel deadbolt.
- 3 Integrated mishandling device.



Engages at three critical points.

Exterior view of door.



Side view of door.

Engages at three critical points.

Exterior view of door.

LEVER-STYLE MPLS

Lever-style handlesets bring form and function together with decorative styles. A convenient upward turn of the handle is required before all three points will engage. An integrated mishandling device helps protect the door and frame from accidental damage. Features deadbolt below the handleset.

(Highly recommended for 8'0" and double fiberglass doors. Not recommended for steel doors. Strike plate packages available to meet the installation needs of various MPLS applications.)



Tongue
 Heights: 6'6", 6'8", 7'0", 8'0"
 Configurations: Inswing, Outswing



Shootbolt
 (For door systems with an astragal.)
 Heights: 6'6", 6'8", 7'0", 8'0"
 Configurations: Inswing, Outswing



Vented Sidelite MPLS



Tongue
 (Included in vented sidelite units.)

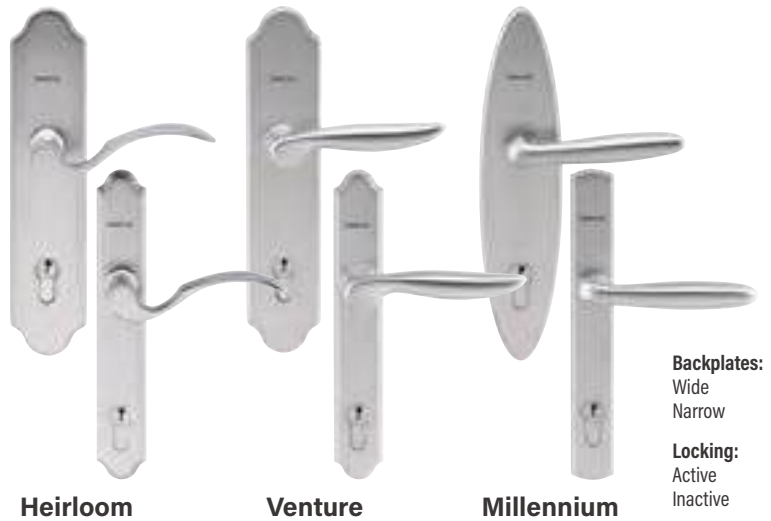

Heights: 6'6", 6'8", 8'0"

Handleset Options for Standard Door MPLS


Designed to complement Therma-Tru® door styles from traditional to contemporary.



FINISH OPTIONS



FINISH OPTIONS



Latch & Deadbolt Strike Plate



Standard vs. Adjustable Security Strike Plate

ADJUSTABLE SECURITY STRIKE PLATE

(Recommended for standard lock and deadbolt handlesets only.)

Finish Options:

Brushed Nickel
Black Nickel
Polished Chrome
Oil-Rubbed Bronze
Stainless Steel
Zinc Dichomate

A genuine Therma-Tru® adjustable security strike plate helps enhance the safety and security of a home, wrapping around the door jamb and fully engaging the frame of the house for added support and strength against forced entry.

- ❶ Wraps around the door jamb for added support and an exact fit.
- ❷ 2-½" screws fully engage with the frame of the house for added strength.



¹To confirm code requirements in your jurisdiction, always check with your local building authority.
Note: See your Therma-Tru seller for available component options.

Hinges

Adjustable Hinge

Allow the door to be moved horizontally and vertically in the frame, maintaining alignment and keeping the door performing beautifully.



Self-Aligning Ball-Bearing

(Recommended for heavier Fiber-Classic, Smooth-Star and Steel doors.)

Contains locating tabs to assist in accurate alignment with specific door systems.



Classic-Craft® Ball-Bearing

(Recommended for Classic Craft premium entryways.)

Ball bearings help protect each hinge pivot for added support and stability.



Self-Aligning

(Recommended for heavier Fiber-Classic, Smooth-Star and Steel doors.)

Contains locating tabs to provide accurate alignment with specific door systems. Note: Non-removable pin option available with fixed pins, providing security on outswing applications.



Classic-Craft® Ball-Bearing - Staggered Hole Pattern

(Recommended for Classic Craft premium entryways.)

Ball bearings help protect each hinge pivot for added support and stability. Staggered hole pattern helps simplify assembly process. Note: Non-removable pin option available with fixed pins, providing security on outswing applications.



Security Tab

Security tabs prevent door from being taken off hinges, providing security on outswing applications.




Spring-Loaded

UL Listed with self-closing spring mechanism that helps pull the door closed for convenience or meets code requirements that may be applicable in Fire-door applications.¹



HINGE FINISH OPTIONS



■ = Available

| Hinge Finish Options | Adjustable | Classic Craft Ball-Bearing | Classic Craft Ball-Bearing — Staggered Hole Pattern | Classic Craft Ball-Bearing — Staggered Hole Pattern (Non-Removable Pin) | Self-Aligning Ball-Bearing | Self-Aligning | Self-Aligning NRP (Non-Removable Pin) | Security Tab | Spring-Loaded |
|----------------------|------------|----------------------------|-----------------------------------------------------|-------------------------------------------------------------------------|----------------------------|---------------|---------------------------------------|--------------|---------------|
| Bright Brass | ■ | ■ | ■ | ■ | ■ | | | | |
| Brushed Nickel | ■ | ■ | ■ | ■ | ■ | ■ | ■ | ■ | ■ |
| Black Nickel | ■ | ■ | ■ | ■ | ■ | | ■ | | ■ |
| Polished Chrome | ■ | ■ | ■ | ■ | ■ | | ■ | | ■ |
| Oil-Rubbed Bronze | ■ | ■ | ■ | ■ | ■ | ■ | ■ | | ■ |
| Stainless Steel | | ■ | ■ | ■ | ■ | | ■ | ■ | ■ |
| Zinc Dichromate | | ■ | ■ | ■ | ■ | ■ | ■ | ■ | ■ |

Hinges position the door to properly compress the weatherstrip and help ensure smooth operation. Features options to suit various applications and mate with mortise pockets machined into our doors. Adjustable security strike plate wraps around the jamb and engages the frame for added support and strength, and resistance against forced entry.

Astragals

Cover the margin between double doors to help complete the seal against air and moisture infiltration, with aluminum construction for stability, holding power and durability. Available in a stainable wood-grained vinyl wrap or aluminum.



TEXTURES AVAILABLE

Stainable (Shown in Driftwood stain.)



Oak Grain




Fir Grain

Aluminum



Bronze



White

Available with strike plates to receive a latch and deadbolt or multi-point locking system.

Integrated weatherstrip and corner seal pad helps form a tight seal between the astragal and active door when closed.

Spring clips to engage and disengage the shootbolts.

Durable boot engineered to work with the active bottom sweep to complete the seal across the sill.

16-1/2" locking steel slide bolt can be vertically adjusted for a secure fit with the sill and frame.





STAINABLE / PAINTABLE ASTRAGAL ✦



Heights:
6'6"
6'8"
7'0"
8'0"
Width:
7/8"

Configurations:
Inswing
Outswing
Multi-Point Lock
Double Bore
Left-Handed
Right-Handed

Grain Options:
Oak
Fir

Weatherstrip:
Bronze

Shown in
Oak grain with
Driftwood stain.

ALUMINUM ASTRAGAL ✦



Heights:
6'6"
6'8"
7'0"
8'0"
Width:
7/8"

Configurations:
Inswing
Outswing
Multi-Point Lock
Double Bore
Left-Handed
Right-Handed

Finish Colors:
Bronze
White

Weatherstrip:
Bronze

Coastal option
also available.


✦ Tru-Defense Eligible

Note: Finish colors may vary from an actual application due to fluctuations in finishing or printing. See page 277 for important product details that may help with your purchase decision.

Left Page: Classic Craft Mahogany Grain, Provincial Glass, Doors – CCR804028
Top: Classic Craft Fir Grain, Homeward Glass, Doors – CCA211, Finish – Driftwood

Special Quote Program

In addition to thousands of standard glass choices, we offer additional glass options through our Special Quote Program to help you find the right look for virtually any home.



Special Quote
GBG Color Options


DIVIDED LITES

Match various window patterns and home styles with additional grid patterns and color options. Impact-rated options also available.



PRIVACY & TEXTURED GLASS

Achieve the desired look and level of privacy with additional options, including hammered glass doorlites shown above.



Axis. with Standard Black Nickel Caming



Axis. with Special Quote Brushed Nickel Caming

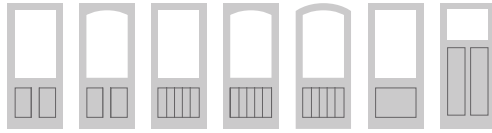
CAMING COLORS

Pair black nickel, brushed nickel or brass caming with any decorative glass design to complement home hardware and fixtures.

3'6" Width Door Style Options

CLASSIC CRAFT.

8'0" Door Styles



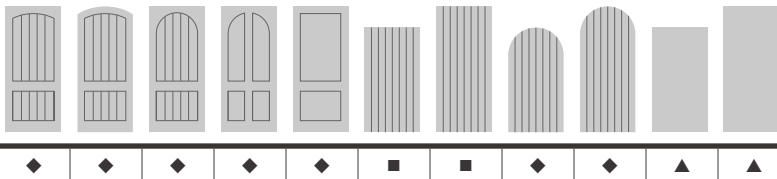
Glass Designs

| | | | | | | | |
|------------|---|---|---|---|---|---|---|
| Homeward | ■ | | ■ | | | ■ | ■ |
| Arborwatch | ■ | | ■ | | | ■ | ■ |
| Augustine | ◆ | ◆ | ◆ | ◆ | ◆ | ◆ | |
| Borrassa | ◆ | ◆ | ◆ | ◆ | ◆ | ◆ | |
| Lucerna | ◆ | | ◆ | | | ◆ | |
| Rainglass | | | | | | | ■ |
| Low-E | ◆ | | ■ | | | ◆ | ■ |

KEY

- Classic Craft. Artissa Collection™
- ◆ Classic Craft. Founders Collection™
- ▲ Classic Craft. Visionary Collection™
- * Smooth-Star®
- ▷ Profiles™ & Traditions

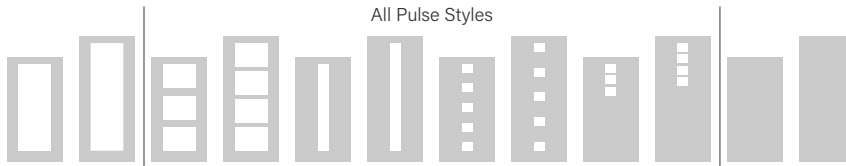
6'8" & 8'0" Solid-Panel Door Styles



SMOOTH-STAR®, PROFILES™, TRADITIONS & PULSE.

6'8" & 8'0" Door Styles

All Pulse Styles



Glass Designs

| | | | | | | | | | | | | |
|--------------------------|----|---|----|---|----|---|----|---|----|---|----|---|
| Blackstone | *▷ | * | | | *▷ | * | | | | | | |
| Crystalline | *▷ | * | | | *▷ | * | | | | | | |
| Sedona | *▷ | | *▷ | * | *▷ | * | | | | | | |
| Salinas | *▷ | * | | | *▷ | * | | | | | | |
| Maple Park | *▷ | | | | | | | | | | | |
| Saratoga | *▷ | | *▷ | * | *▷ | * | | | | | | |
| Texas Star | *▷ | | | | | | | | | | | |
| Wellesley | *▷ | * | | | | | | | | | | |
| Riserva | *▷ | * | *▷ | * | *▷ | * | | | | | | |
| Concorde | *▷ | * | | | | | | | | | | |
| Kensington | *▷ | | | | | | | | | | | |
| Pembridge | *▷ | * | *▷ | * | *▷ | * | *▷ | * | *▷ | * | | |
| Axis | *▷ | * | *▷ | * | *▷ | * | *▷ | * | *▷ | * | | |
| Calix | *▷ | * | *▷ | * | *▷ | * | | | | | | |
| Latitude | *▷ | * | | | *▷ | * | | | | | | |
| Echelon | *▷ | * | *▷ | * | *▷ | * | | | | | | |
| Privacy & Textured Glass | *▷ | * | *▷ | * | *▷ | * | *▷ | * | *▷ | * | | |
| Internal Blinds | *▷ | * | | | | | | | | | | |
| Divided Lites | *▷ | * | | | | | | | | | | |
| Clear | *▷ | * | *▷ | * | *▷ | * | *▷ | * | *▷ | * | | |
| Solid Panel | | | | | | | | | | | *▷ | * |

7'0" Height Door Style Options

Door Styles




Glass Designs

| | | | | | | | | | | | | |
|--------------------------|------|-----|---|------|---|----|----|-----|---|-----|---|-----|
| Blackstone | ▼▲*▷ | ▲*▷ | * | | ▷ | | | | | | | |
| Crystalline | ▼▲*▷ | | | | | | | | | | | |
| Sedona | ▼▲*▷ | ▲*▷ | * | | ▷ | | | | | | | |
| Salinas | ▼▲*▷ | ▲*▷ | * | | ▷ | | | | | | | |
| Maple Park | ▼▲*▷ | ▲*▷ | * | | ▷ | | | ▲*▷ | | | | |
| Saratoga | ▼▲*▷ | ▲*▷ | * | | ▷ | | ▼* | ▲*▷ | | | | |
| Texas Star | ▼▲*▷ | ▲*▷ | * | | | | | | | | | |
| Wellesley | ▼▲*▷ | ▲*▷ | * | | ▷ | | | ▲*▷ | | | | |
| Riserva | ▼▲*▷ | ▲*▷ | * | | ▷ | | | | | | | |
| Concorde | ▼▲*▷ | ▲*▷ | * | | ▷ | | | ▲*▷ | ▷ | | | |
| Kensington | ▼▲*▷ | ▲*▷ | * | | ▷ | | | | | | | |
| Pembridge | ▼▲*▷ | ▲*▷ | * | | ▷ | | | ▷ | | ▲*▷ | | |
| Axis | ▼▲*▷ | ▲*▷ | * | | ▷ | | | | | ▲*▷ | | |
| Calix | ▼▲*▷ | ▲*▷ | * | | | | | | | | | |
| Latitude | ▼▲*▷ | | | | | | | | | | | |
| Echelon | ▼▲*▷ | | | | | | | | | | | |
| Privacy & Textured Glass | ▼▲*▷ | ▲*▷ | * | ▼▲*▷ | ▷ | | ▼* | | | ▲*▷ | | |
| Internal Blinds | ▼▲*▷ | ▲*▷ | * | ▼▲*▷ | | | | | | | | |
| Screen Vented | | *▷ | * | *▷ | | | | | | | | |
| Divided Lites | ▼▲*▷ | ▲*▷ | * | | ▷ | *▷ | ▼* | ▲*▷ | ▷ | | ▷ | |
| Clear | ▼▲*▷ | ▲*▷ | * | ▼▲*▷ | ▷ | *▷ | ▼* | ▲*▷ | ▷ | ▲*▷ | | |
| Solid Panel | | | | | | | | | | | | ▲*▷ |

6'6" Height Door Style Options

Door Styles



Glass Designs

| | | | |
|--------------------------|----|----|-----|
| Blackstone | ▲* | ▲* | |
| Crystalline | ▲* | ▲* | |
| Sedona | ▲* | ▲* | |
| Salinas | ▲* | ▲* | |
| Maple Park | ▲* | ▲* | |
| Saratoga | ▲* | ▲* | |
| Texas Star | ▲* | ▲* | |
| Wellesley | ▲* | ▲* | |
| Riserva | ▲* | ▲* | |
| Concorde | ▲* | ▲* | |
| Kensington | ▲* | ▲* | |
| Pembridge | ▲* | ▲* | |
| Axis | ▲* | ▲* | |
| Calix | ▲* | ▲* | |
| Latitude | ▲* | ▲* | |
| Echelon | ▲* | ▲* | |
| Privacy & Textured Glass | ▲* | ▲* | |
| Internal Blinds | ▲* | ▲* | |
| Screen Vented | | | |
| Divided Lites | ▲* | ▲* | |
| Clear | ▲* | ▲* | |
| Solid Panel | | | ▲*▷ |

KEY

- ▲ Classic Craft.
Visionary Collection™
- ▼ Fiber-Classic® Mahogany Collection™
- ▲ Fiber-Classic® Oak Collection™
- * Smooth-Star.
- ▷ Profiles™ & Traditions



| | | | | | | | | |
|--|---|------|---|----|--|---|---|------|
| | | ▼▲*D | D | | | | | |
| | | ▼▲*D | | | | | | |
| | | ▼▲*D | D | | | | | |
| | | ▼▲*D | D | | | | | |
| | | ▼▲*D | D | | | | | |
| | | ▼▲*D | D | ▼* | | | | |
| | | ▼▲*D | | | | | | |
| | | ▼▲*D | D | | | | | |
| | | ▼▲*D | D | | | | | |
| | | ▼▲*D | D | | | | | |
| | | ▼▲*D | D | | | | | |
| | | ▼▲*D | D | | | D | | |
| | | ▼▲*D | D | | | D | | |
| | | ▼▲*D | D | | | | | |
| | | ▼▲*D | | | | | | |
| | | ▼▲*D | | | | | | |
| | | ▼▲*D | D | ▼* | | D | | |
| | | ▼▲*D | D | | | | | |
| | D | ▼▲*D | D | ▼* | | | | |
| | | ▼▲*D | D | ▼* | | D | | |
| | | | | | | | * | ▲* |
| | | | | | | | | ▲▼▲* |



Top: Smooth-Star, Maple Park Glass, Door – S6107
 Bottom: Smooth-Star Door – S210; Clear Glass with GBGs, Sidelites – S308SL

Entry & Patio Door System Product Details

| Feature | Classic Craft | Fiber-Classic & Pulse Wood-Grained | Smooth-Star & Pulse Smooth | Profiles & Pulse Steel (6'8") | Traditions & Pulse Steel (8'0") |
|----------------------------------------------------------------------------|---------------------------------------------------------------|--------------------------------------------------------------------------------|--------------------------------------------------------------------------------|-----------------------------------------------------------|-----------------------------------------------------------|
| Skin Material | Fiberglass | Fiberglass | Fiberglass | 24-Gauge Steel | 6'8": 25-Gauge Steel / 8'0": 24-Gauge Steel |
| Skin Texture | Fir, Walnut, Mahogany; High-Detail Smooth | Mahogany, Oak Grain | High-Detail Smooth | Smooth | Smooth |
| Exterior Finish | Stain or Paint | Stain or Paint | Paint | Paint | Paint |
| Interior Finish | Stain or Paint | Stain or Paint | Paint | Paint | Paint |
| Panel – Top Rail | Composite | Composite | Composite | Wood | Wood |
| Panel – Bottom Rail | Composite | Composite | Composite | Composite | Composite |
| Lock Stile | 4" Full-Length Engineered Lumber | 6'8": 1-1/4" Engineered Lumber 8'0": 3-15/16" Full-Length Engineered Lumber | 6'8": 1-1/4" Engineered Lumber 8'0": 3-15/16" Full-Length Engineered Lumber | 1-1/4" Wood | 1-1/4" Wood |
| Lock Block | 4" Full-Length Engineered Lumber Stile | 22-1/2" Wood | 12-1/2" Wood | 12-1/2" Wood | 6'8": 12-1/2" Wood / 8'0": 22-1/2" Wood |
| Height Options | 6'8", 7'0" & 8'0" | 6'6", 6'8", 7'0" & 8'0" | 6'6", 6'8", 7'0" & 8'0" | 6'6", 6'8" & 7'0" | 6'8" & 8'0" |
| Width Options | 2'6", 2'8", 2'10", 3'0" & 3'6" | 2'0", 2'4", 2'6", 2'8", 2'10" & 3'0" | 2'0", 2'4", 2'6", 2'8", 2'10", 3'0" & 3'6" | 2'0", 2'4", 2'6", 2'8", 2'10", 3'0" & 3'6" | 2'0", 2'4", 2'6", 2'8", 2'10" & 3'0" |
| Panel Options | Single, Double or Triple | Single, Double or Triple | Single, Double or Triple | Single, Double or Triple | Single, Double or Triple |
| Sidelite Options | 12" & 14" | 10", 12" & 14" | 10", 12" & 14" | 10", 12" & 14" | 10", 12" & 14" |
| Lite Frame Options | SMC Frame | Advanta Frame, Standard Frame | Advanta Frame, Standard Frame | Advanta Frame, Standard Frame | Advanta Frame, Standard Frame |
| Glass Options | Deco / Privacy & Textured / Low-E IG | Deco / Privacy & Textured / Low-E / Clear IG | Deco / Privacy & Textured / Low-E / Clear IG | Deco / Privacy & Textured / Low-E / Clear IG | Deco / Privacy & Textured / Low-E / Clear IG |
| Sill¹ | Inswing: Composite Adjustable Outswing: Composite Outswing | Inswing: Value Composite Adjustable Outswing: Composite Outswing | Inswing: Value Composite Adjustable Outswing: Composite Outswing | Inswing: Value Composite Adjustable Outswing: Aluminum | Inswing: Value Composite Adjustable Outswing: Aluminum |
| Weatherstrip – Hinge | Medium-Reach | Medium-Reach | Medium-Reach | Medium-Reach | Medium-Reach |
| Weatherstrip – Lock | Medium-Reach | Long-Reach | Long-Reach | Long-Reach or Magnetic | Long-Reach or Magnetic |
| Weatherstrip – Head | Medium-Reach | Long-Reach | Long-Reach | Long-Reach or Magnetic | Long-Reach or Magnetic |
| Multi-Point Lock | Recommended | Recommended | Recommended | – | – |
| Security Strike Plate | Recommended | Recommended | Recommended | Recommended | Recommended |
| Hinges¹ | Classic Craft Ball-Bearing | Self-Aligning | Self-Aligning | Self-Aligning | Self-Aligning |
| Frame¹ | Composite Door Frame | Composite Door Frame | Composite Door Frame | Rot-Resistant | Primed Pine |
| Screens & Screen Accessories Available Colors: Bronze, White | 2" Frame | 2" Frame | 2" Frame | 2" Frame | 2" Frame |
| Residential Limited Warranty | Transferable Lifetime | Lifetime | Lifetime | 10 Years | Door: 5 Years / Glass: 10 Years / Pulse 8'0": 10 Years |

For dimensional data, see your Therma-Tru seller or visit thermatru.com for a copy of the Therma-Tru Unit & Rough Opening Sizing Booklet.

Independent Laboratory Performance Testing

At the time of manufacture, Therma-Tru exterior door systems (properly assembled with all genuine Therma-Tru components) have been tested under one or more of the following performance specifications: structural load, uniform load deflection, vertical load resistance, air infiltration, water penetration resistance, forced entry resistance, operating forces, force to latch, deglazing resistance, operating cycle performance, impact resistance, sound transmission, thermal performance and solar heat gain performance. Therma-Tru exterior door systems conform to the applicable Performance Standards / Test Methods that may include ANSI/ AAMA/NWDA 101/I.S.2, AAMA/WDMA 101/I.S.2/NAFS, AAMA/WDMA/CSA 101/I.S.2-A440, ASTM E330, ASTM E547, ASTM E283, ASTM E331, ANSI/BHMA A156.2, AAMA 1304, AAMA 920, AAMA 925, ASTM E2068, ASTM F842, ASTM E987, ASTM E1300, ASTM E90, ASTM E413, ASTM E1332, ASTM E1886, ASTM E1996, PA/TAS 201, PA/TAS 202, PA/TAS 203, HUD UM89, AAMA 1702.2, 24 CFR 3280, 24 CFR 3282, NFRC 100 and NFRC 200. Refer to thermatru.com for design pressure and other performance ratings.

Doors

Recommended Door Overhang – For best performance, all doors should be protected by an overhang. The recommended size is half the distance from the base of the door to the bottom of the overhang. So, as an example, a distance of 10' for this dimension would require an overhang of 5' minimum. For wetter climates, southern or western exposures, and for double doors, the overhang should be the same as the distance from the base of the door to the bottom of the overhang. In this same example, the dimension is 10' so the overhang should be 10'.

For best performance, double doors to be used in areas with severe weather exposure must be installed using entry alcoves or large soffit overhangs to protect entry unit from exposure. Multi-point locking systems are highly recommended for 8'0" and double door applications.

Doorlites

Doorlites are insulated, and exposed panes are tempered or laminated. Optional wood grilles available for clear doorlites and transoms.

Inserts – All glass (except flush-glazed styles) shall be bedded with glazing mastic and secured in doors with screws. Therma-Tru's SMC and BTS doorlite frames are available for most styles except where noted. SMC and BTS frames shall resist significant deformation by heat up to 200 degrees Fahrenheit, regardless of paint or stain color or placement behind a storm door.

PVC doorlite frames must be finished within 30 days of installation. Failure to do so will increase the chance for product damage of the type that is not covered by the warranty. PVC doorlite frames are not recommended for use behind storm doors or to be painted dark colors, if exposed to direct sunlight.

Decorative Glass & Wrought Iron – Each Therma-Tru decorative glass unit is handcrafted by skilled artisans replicating Old World techniques. Each piece is a unique work of art and many things that would appear to be imperfections (small bubbles, lines and waves within the glass) are normal and are part of the designs character.

Direct Set Sidelites – All Therma-Tru direct set sidelites shall utilize trim components secured and glazed in place in the door jamb.

Condensation occurs naturally in the home, caused by excessive humidity in the air. Often this harmless water vapor can be seen collecting on glass surfaces, such as doorlites. Energy-efficient glass units in Therma-Tru door systems are constructed to keep the glass as warm as possible, reducing condensation build-up. However, there is no such thing as a condensation-free window or doorlite in high-humidity conditions.

A common attribute of true wrought iron doorlites is that a rattle sound may be heard when closing the door. This is solely a function of having real wrought iron which is heavy and has the ability to flex, moving back and forth within a narrow airspace surrounded by glass that has very little flex. This characteristic is not considered a defect or warranty issue.

NOTE: Glass privacy ratings are determined by the 1/2-lite glass size. As a result, the amount of privacy / glass transparency may be more or less than indicated by the privacy rating, based on the glass design and size of the glass that is inserted into the door, sidelite or transom.

Glass designs may differ from depiction due to the size and hand craftsmanship of glass. See your Therma-Tru seller or visit thermatru.com for more details.

Components

Adjustable Security Strike Plate – Proprietary adjustable type, permitting in-out adjustment of door in frame, up to 3/16".

Hinges – Minimum hinge size 4" x 4" x .098".

Ball-bearing hinges are recommended for 8'0" doors, doors using heavy lites (e.g., wrought iron), all 20-Minute Fire-rated fiberglass doors, Impact-rated doors and glass, and all Classic Craft doors.

Use of the multi-point locking system is highly recommended for 8'0" and double fiberglass doors. Not recommended for steel doors.

Please be aware that single door units built with public access sills have little resistance to water penetration, and double doors built with these sills have a potential to leak if installed exposed to weather. We recommend that units be installed away from weather under large soffits or overhangs.

Use of a sill pan is recommended.

Fiber-Classic and Smooth-Star dentil shelves are not recommended for placement behind storm doors or to be painted dark colors, if exposed to direct sunlight.

Impact-Rated Products

Impact-rated products must be installed as part of a Therma-Tru door system in compliance with a Therma-Tru product approval. Visit www.thermatru.com for product approvals and full details on WBDR- (Wind-Borne Debris Region) / HVHZ- (High Velocity Hurricane Zone) compliant products. Follow weather and news reports in order to assess severe weather situations and obey local authorities' shelter and evacuation orders. No product guarantees safety for persons or property, nor makes any premises hurricane- or impact-proof.

Fire-Rating Performance Standards

Fire and building codes vary throughout the country and acceptance of products and labels is left to the discretion of the local authorities.

MODIFICATION OF PRODUCTS DESCRIBED IN THIS BROCHURE WHICH CARRY FIRE RATINGS (DOORS AND FRAMES) MAY VOID THE FIRE RATINGS.

Test conducted by Intertek, Warnock-Hersey.

Limited Warranties

Please be aware of the applicable Therma-Tru Limited Warranty which contains important restrictions, disclaimers, exclusions and conditions, as well as the below listed Installation, Finishing & Maintenance documents, related to the Therma-Tru product purchased (e.g., Fiberglass, Steel, Patio Door Systems), all of which can be obtained from your Therma-Tru seller or found in their entirety at thermatru.com:

- Therma-Tru Fiberglass and Steel Door Systems Residential Limited Warranty: Fiberglass – Classic Craft, Fiber-Classic, Smooth-Star and Pulse Door Systems; Steel – Pulse, Profiles, and Traditions Door Systems
- Therma-Tru Tru-Defense Door System Rider to Fiberglass Door Systems Limited Warranty: Classic Craft, Fiber-Classic, Smooth-Star and Pulse Fiberglass Door Systems
- EnLiten. Flush-Glazed Construction & Installation Rider to Fiberglass Door Systems Limited Warranty for Residential and Multi-Resident Premises: Classic Craft, Fiber-Classic and Smooth-Star. Flush-Glazed Fiberglass Door Systems
- EnLiten. Flush-Glazed Homeowner Rider to Fiberglass Door Systems Limited Warranty for Residential and Multi-Resident Premises: Classic Craft, Fiber-Classic and Smooth-Star. Flush-Glazed Fiberglass Door Systems
- PrismaGuard. Limited Warranty Rider to Fiberglass and Steel Door Systems Limited Warranty for Residential and Multi-Resident Premises: Fiberglass – Classic Craft, Fiber-Classic, Smooth-Star, and Pulse Door Systems; Steel – Pulse, Profiles, and Traditions
- Same-Day. Stain 5-Year Limited Warranty: Same-Day Stain and Topcoat for Use on Therma-Tru Fiberglass Door Systems and Fypon. Stainable Polyurethane Products
- Therma-Tru. Composite Door Frame featuring Tru-Guard. Composite Technology Limited Warranty for Residential and Multi-Resident Premises: Classic Craft, Fiber-Classic, Smooth-Star and Pulse. Fiberglass Door Systems
- Therma-Tru. Composite Door Frame featuring Tru-Guard. Composite Technology Limited Warranty Transferable Rider to Fiberglass Door Systems Limited Warranty for Residential and Multi-Resident Premises: Classic Craft, Fiber-Classic, Smooth-Star and Pulse. Fiberglass Door Systems

Installation, Finishing & Maintenance

Therma-Tru doors and sidelites come unfinished. Installation, finishing and maintenance must be performed according to Therma-Tru's recommendations to comply with warranty requirements. Obtain a copy of the following documents outlining recommendations from your Therma-Tru seller or find them in their entirety at thermatru.com:

- Installation Instructions (Products that are approved for Coastal and / or high wind applications may require special installation. Always follow the installation instructions in the Product Approval for these products.)
- Therma-Tru Fiberglass and Steel Door Systems Recommendations for Proper Finishing and Painting or Staining

NOTE: Finish colors may vary from an actual application due to fluctuations in finishing or the printing of this catalog. See your Therma-Tru seller or visit thermatru.com for more details.

| | | | | | |
|---------------------|---------------------|--------------------|----------------------|---------------------|--------------------|
| 19020T.....94 | CCA2320XNSL.....58 | CCA3401SL.....82 | CCA8220XR.....83 | CCA82360XN.....57 | CCA84940XN.....57 |
| 19200T.....94 | CCA2320XR.....56 | CCA3450SL.....86 | CCA8230.....85 | CCA82360XR.....57 | CCA84940XR.....57 |
| 19210T.....94 | CCA2320XRSL.....58 | CCA3450XCSL.....84 | CCA82300.....58 | CCA82370.....59 | CCA84945.....89 |
| 19220T.....94 | CCA2330.....59 | CCA3450XJSL.....84 | CCA82300SL.....60 | CCA82370XC.....57 | CCA87100.....86 |
| AB30T.....94 | CCA2330SL.....60 | CCA3450XNSL.....84 | CCA82300XC.....56 | CCA82370XE.....57 | CCA87100XR.....84 |
| ABRT.....94 | CCA2330XC.....56 | CCA3450XRSL.....84 | CCA82300XCSL.....58 | CCA82370XJ.....57 | CCA87111.....83 |
| CC040T.....94 | CCA2330XCSSL.....58 | CCA3500SL.....86 | CCA82300XE.....56 | CCA82370XN.....57 | CCA87112.....82 |
| CC400T.....94 | CCA2330XE.....56 | CCA3500XCSL.....84 | CCA82300XESL.....58 | CCA82370XR.....57 | CCA87131.....83 |
| CC420T.....94 | CCA2330XESL.....58 | CCA3500XJSL.....84 | CCA82300XJ.....56 | CCA82380.....59 | CCA87132.....82 |
| CCA1100.....89 | CCA2330XJ.....56 | CCA3500XNSL.....84 | CCA82300XJSL.....58 | CCA82380XC.....56 | CCA87200.....85 |
| CCA1125.....88 | CCA2330XJSL.....58 | CCA3500XRSL.....84 | CCA82300XK.....56 | CCA82380XE.....56 | CCA87200XR.....83 |
| CCA1127.....88 | CCA2330XK.....56 | CCA3501SL.....82 | CCA82300XKSL.....58 | CCA82380XJ.....56 | CCA87300.....85 |
| CCA1133.....89 | CCA2330XKSL.....58 | CCA3560SL.....86 | CCA82300XN.....56 | CCA82380XK.....56 | CCA87300XR.....83 |
| CCA1145.....89 | CCA2330XN.....56 | CCA3560XCSL.....84 | CCA82300XNSL.....58 | CCA82380XN.....56 | CCA87400.....86 |
| CCA1147.....89 | CCA2330XNSL.....58 | CCA3560XJSL.....84 | CCA82300XR.....56 | CCA82380XR.....56 | CCA87400XR.....84 |
| CCA1149.....88 | CCA2330XR.....56 | CCA3560XNSL.....84 | CCA82300XRSL.....58 | CCA8240.....85 | CCA87600.....86 |
| CCA1150.....89 | CCA2330XRSL.....58 | CCA3560XRSL.....84 | CCA8230XC.....83 | CCA82400.....60 | CCA87600XR.....84 |
| CCA1158.....89 | CCA2340.....59 | CCA4900.....59 | CCA8230XJ.....83 | CCA82400SL.....61 | CCA89100.....83 |
| CCA1166.....89 | CCA2340SL.....61 | CCA4900XC.....57 | CCA82300XN.....83 | CCA82400XC.....57 | CCA89300.....83 |
| CCA1423SL.....83 | CCA2340XC.....56 | CCA4900XE.....57 | CCA8230XR.....83 | CCA82400XCSL.....58 | CCA9100.....83 |
| CCA210.....86 | CCA2340XCSL.....58 | CCA4900XJ.....57 | CCA8231.....82 | CCA82400XE.....57 | CCA9100SL.....83 |
| CCA210SL.....86 | CCA2340XE.....56 | CCA4900XN.....57 | CCA82310.....58 | CCA82400XESL.....58 | CCA9300.....83 |
| CCA210XC.....84 | CCA2340XESL.....58 | CCA4900XR.....57 | CCA82310SL.....60 | CCA82400XJ.....57 | CCM1419.....62 |
| CCA210XCSSL.....84 | CCA2340XJ.....56 | CCA4905.....88 | CCA82310XC.....56 | CCA82400XJSL.....58 | CCM1424.....80 |
| CCA210XJ.....84 | CCA2340XJSL.....58 | CCA4910L.....59 | CCA82310XCSSL.....58 | CCA82400XK.....57 | CCM1465.....63 |
| CCA210XJSL.....84 | CCA2340XK.....56 | CCA4910LXC.....57 | CCA82310XE.....56 | CCA82400XKSL.....58 | CCM1475.....63 |
| CCA210XN.....84 | CCA2340XKSL.....58 | CCA4910LXE.....57 | CCA82310XESL.....58 | CCA82400XN.....57 | CCM1485.....62 |
| CCA210XNSL.....84 | CCA2340XN.....56 | CCA4910LXJ.....57 | CCA82310XJ.....56 | CCA82400XNSL.....58 | CCM1495.....63 |
| CCA210XR.....84 | CCA2340XNSL.....58 | CCA4910LXN.....57 | CCA82310XJSL.....58 | CCA82400XR.....57 | CCM1842.....65 |
| CCA210XRSL.....84 | CCA2340XR.....56 | CCA4910LXR.....57 | CCA82310XK.....56 | CCA82400XRSL.....58 | CCM1843SL.....65 |
| CCA211.....82 | CCA2340XRSL.....58 | CCA4910R.....59 | CCA82310XKSL.....58 | CCA8240XC.....84 | CCM1844.....65 |
| CCA211SL.....82 | CCA2350.....59 | CCA4910RXC.....57 | CCA82310XNSL.....58 | CCA8240XJ.....84 | CCM200.....67 |
| CCA220.....85 | CCA2350XC.....57 | CCA4910RXE.....57 | CCA82310XNSL.....58 | CCA8240XN.....84 | CCM200XC.....66 |
| CCA220SL.....86 | CCA2350XE.....57 | CCA4910RXJ.....57 | CCA82310XR.....56 | CCA8240XR.....84 | CCM200XN.....66 |
| CCA220XC.....83 | CCA2350XESL.....58 | CCA4910RXN.....57 | CCA82310XRSL.....58 | CCA82410SL.....89 | CCM203.....63 |
| CCA220XCSSL.....84 | CCA2350XN.....57 | CCA4910RJR.....57 | CCA82320.....58 | CCA82420SL.....89 | CCM204.....64 |
| CCA220XJ.....83 | CCA2350XR.....57 | CCA4915L.....88 | CCA82320SL.....60 | CCA8260.....86 | CCM2800.....67 |
| CCA220XJSL.....84 | CCA2360.....59 | CCA4915R.....88 | CCA82320XC.....56 | CCA8260XC.....84 | CCM2800XC.....65 |
| CCA220XN.....83 | CCA2360XC.....57 | CCA4920L.....59 | CCA82320XCSSL.....58 | CCA8260XJ.....84 | CCM2800XE.....65 |
| CCA220XNSL.....84 | CCA2360XE.....57 | CCA4920LXC.....57 | CCA82320XE.....56 | CCA8260XN.....84 | CCM2800XN.....65 |
| CCA220XR.....83 | CCA2360XJ.....57 | CCA4920LXE.....57 | CCA82320XESL.....58 | CCA8260XR.....84 | CCM2800XR.....65 |
| CCA220XRSL.....84 | CCA2360XN.....57 | CCA4920LXJ.....57 | CCA82320XJ.....56 | CCA84900.....59 | CCM2800XR.....65 |
| CCA230.....85 | CCA2360XR.....57 | CCA4920LXN.....57 | CCA82320XJSL.....58 | CCA84900XC.....57 | CCM2801.....62 |
| CCA2300.....58 | CCA2370.....59 | CCA4920LXR.....57 | CCA82320XNSL.....58 | CCA84900XE.....57 | CCM2802.....64 |
| CCA2300SL.....60 | CCA2370XC.....57 | CCA4920R.....59 | CCA82320XKSL.....58 | CCA84900XJ.....57 | CCM2803.....65 |
| CCA2300XC.....56 | CCA2370XE.....57 | CCA4920RXC.....57 | CCA82320XN.....56 | CCA84900XN.....57 | CCM2804.....66 |
| CCA2300XCSSL.....58 | CCA2370XJ.....57 | CCA4920RXE.....57 | CCA82320XNSL.....58 | CCA84900XR.....57 | CCM2804XC.....65 |
| CCA2300XE.....56 | CCA2370XN.....57 | CCA4920RXJ.....57 | CCA82320XR.....56 | CCA84905.....88 | CCM2804XE.....65 |
| CCA2300XESL.....58 | CCA2370XR.....57 | CCA4920RXN.....57 | CCA82320XRSL.....58 | CCA84910L.....59 | CCM2804XK.....65 |
| CCA2300XJ.....56 | CCA2380.....59 | CCA4920RJR.....57 | CCA82330.....59 | CCA84910LXC.....57 | CCM2804XN.....65 |
| CCA2300XJSL.....58 | CCA2380XC.....56 | CCA4925L.....88 | CCA82330SL.....60 | CCA84910LXE.....57 | CCM2804XR.....65 |
| CCA2300XK.....56 | CCA2380XE.....56 | CCA4925R.....88 | CCA82330XC.....56 | CCA84910LXJ.....57 | CCM2806.....66 |
| CCA2300XKSL.....58 | CCA2380XJ.....56 | CCA4930.....60 | CCA82330XCSSL.....58 | CCA84910LXN.....57 | CCM2806XC.....65 |
| CCA2300XN.....56 | CCA2380XK.....56 | CCA4930XC.....57 | CCA82330XE.....56 | CCA84910LXR.....57 | CCM2806XE.....65 |
| CCA2300XNSL.....58 | CCA2380XN.....56 | CCA4930XE.....57 | CCA82330XESL.....58 | CCA84910R.....59 | CCM2806XK.....65 |
| CCA2300XR.....56 | CCA2380XR.....56 | CCA4930XJ.....57 | CCA82330XJ.....56 | CCA84910RXC.....57 | CCM2806XN.....65 |
| CCA2300XRSL.....58 | CCA240.....85 | CCA4930XN.....57 | CCA82330XJSL.....58 | CCA84910RXE.....57 | CCM2806XR.....65 |
| CCA230XC.....83 | CCA2400.....60 | CCA4930XR.....57 | CCA82330XK.....56 | CCA84910RJR.....57 | CCM2812.....66 |
| CCA230XJ.....83 | CCA2400SL.....61 | CCA4935.....89 | CCA82330XKSL.....58 | CCA84910RXN.....57 | CCM2812XC.....65 |
| CCA230XN.....83 | CCA2400XC.....57 | CCA4940.....60 | CCA82330XN.....56 | CCA84910RJR.....57 | CCM2812XE.....65 |
| CCA230XR.....83 | CCA2400XCSL.....58 | CCA4940XC.....57 | CCA82330XNSL.....58 | CCA84915L.....88 | CCM2812XK.....65 |
| CCA231.....82 | CCA2400XE.....57 | CCA4940XE.....57 | CCA82330XR.....56 | CCA84915R.....88 | CCM2812XN.....65 |
| CCA2310.....58 | CCA2400XESL.....58 | CCA4940XJ.....57 | CCA82330XRSL.....58 | CCA84920L.....60 | CCM2812XR.....65 |
| CCA2310SL.....60 | CCA2400XJ.....57 | CCA4940XN.....57 | CCA82340.....59 | CCA84920LXC.....57 | CCM300.....67 |
| CCA2310XC.....56 | CCA2400XJSL.....58 | CCA4940XR.....57 | CCA82340SL.....61 | CCA84920LXE.....57 | CCM300XC.....66 |
| CCA2310XCSSL.....58 | CCA2400XK.....57 | CCA4945.....89 | CCA82340XC.....56 | CCA84920LXJ.....57 | CCM300XN.....66 |
| CCA2310XE.....56 | CCA2400KSL.....58 | CCA81100.....89 | CCA82340XCSSL.....58 | CCA84920LXN.....57 | CCM301CAL.....79 |
| CCA2310XESL.....58 | CCA2400XN.....57 | CCA81125.....88 | CCA82340XE.....56 | CCA84920LXR.....57 | CCM301CALXC.....76 |
| CCA2310XJ.....56 | CCA2400XNSL.....58 | CCA81127.....88 | CCA82340XESL.....58 | CCA84920R.....60 | CCM301CALXE.....76 |
| CCA2310XJSL.....58 | CCA2400XR.....57 | CCA81133.....89 | CCA82340XJ.....56 | CCA84920RXC.....57 | CCM301CALXN.....76 |
| CCA2310XK.....56 | CCA2400XRSL.....58 | CCA81145.....89 | CCA82340XJSL.....58 | CCA84920RXE.....57 | CCM301CALXR.....76 |
| CCA2310XKSL.....58 | CCA240XC.....84 | CCA81147.....89 | CCA82340XK.....56 | CCA84920RJR.....57 | CCM301CAR.....79 |
| CCA2310XN.....56 | CCA240XJ.....84 | CCA81149.....88 | CCA82340XKSL.....58 | CCA84920RXN.....57 | CCM301CARXC.....76 |
| CCA2310XNSL.....58 | CCA240XN.....84 | CCA81150.....89 | CCA82340XN.....56 | CCA84920RJR.....57 | CCM301CARXE.....76 |
| CCA2310XR.....56 | CCA240XR.....84 | CCA81158.....89 | CCA82340XNSL.....58 | CCA84925L.....89 | CCM301CARXN.....76 |
| CCA2310XRSL.....58 | CCA2410SL.....89 | CCA81166.....89 | CCA82340XR.....56 | CCA84925R.....89 | CCM301CARXR.....76 |
| CCA2320.....58 | CCA2420SL.....89 | CCA81423SL.....83 | CCA82340XRSL.....58 | CCA84930.....60 | CCM302.....64 |
| CCA2320SL.....60 | CCA240.....86 | CCA8210.....86 | CCA82350.....59 | CCA84930XC.....57 | CCM302L.....78 |
| CCA2320XC.....56 | CCA260XC.....84 | CCA8210XC.....84 | CCA82350XC.....57 | CCA84930XJ.....57 | CCM302LXC.....75 |
| CCA2320XCSSL.....58 | CCA260XJ.....84 | CCA8210XJ.....84 | CCA82350XE.....57 | CCA84930XN.....57 | CCM302LXE.....75 |
| CCA2320XE.....56 | CCA260XN.....84 | CCA8210XN.....84 | CCA82350XJ.....57 | CCA84930XN.....57 | CCM302LXN.....75 |
| CCA2320XESL.....58 | CCA260XR.....84 | CCA8210XR.....84 | CCA82350XN.....57 | CCA84930XR.....57 | CCM302LXR.....75 |
| CCA2320XJ.....56 | CCA3400SL.....86 | CCA8211.....82 | CCA82350XR.....57 | CCA84935.....89 | CCM302R.....78 |
| CCA2320XJSL.....58 | CCA3400XCSSL.....84 | CCA8220.....85 | CCA82360.....59 | CCA84940.....60 | CCM302RXC.....75 |
| CCA2320XK.....56 | CCA3400XJSL.....84 | CCA8220XC.....83 | CCA82360XC.....57 | CCA84940XC.....57 | CCM302RXE.....75 |
| CCA2320XKSL.....58 | CCA3400XNSL.....84 | CCA8220XJ.....83 | CCA82360XE.....57 | CCA84940XE.....57 | CCM302RXN.....75 |
| CCA2320XN.....56 | CCA3400XRSL.....84 | CCA8220XN.....83 | CCA82360XJ.....57 | CCA84940XJ.....57 | CCM302RXX.....75 |

| | | | | | | | | | | | |
|-------------------|----|-------------------|----|------------------|----|-------------------|----|------------------|----|------------------|----|
| CCM303..... | 63 | CCM8301CARXN..... | 76 | CCR1851SL..... | 65 | CCR81511A..... | 71 | CCV05023..... | 64 | CCV8100XNSL..... | 63 |
| CCM303L..... | 79 | CCM8301CARXR..... | 76 | CCR200..... | 93 | CCR81512..... | 71 | CCV05027..... | 63 | CCV8100XNSL..... | 66 |
| CCM303LXC..... | 76 | CCM8302L..... | 78 | CCR20020..... | 77 | CCR81512A..... | 71 | CCV05028..... | 65 | CCV8100XNSL..... | 85 |
| CCM303LXE..... | 76 | CCM8302LXC..... | 75 | CCR20020XC..... | 75 | CCR81514..... | 71 | CCV060..... | 93 | CCV8100XRSL..... | 66 |
| CCM303LXN..... | 76 | CCM8302LXE..... | 75 | CCR20020XN..... | 75 | CCR81515..... | 71 | CCV06020..... | 81 | CCV8100XRSL..... | 85 |
| CCM303LXR..... | 76 | CCM8302LXN..... | 75 | CCR20022..... | 73 | CCR81516..... | 70 | CCV06020XE..... | 80 | CCV8102SL..... | 64 |
| CCM303R..... | 79 | CCM8302LXR..... | 75 | CCR20027..... | 72 | CCR81518..... | 70 | CCV06022..... | 80 | CCV8103SL..... | 64 |
| CCM303RXC..... | 76 | CCM8302R..... | 78 | CCR20027..... | 69 | CCR81838..... | 74 | CCV06023..... | 80 | CCV8108SL..... | 65 |
| CCM303RXE..... | 76 | CCM8302RXC..... | 75 | CCR20037..... | 70 | CCR81839..... | 74 | CCV06028..... | 80 | CCV8111SL..... | 62 |
| CCM303RXN..... | 76 | CCM8302RXE..... | 75 | CCR20037A..... | 70 | CCR81841..... | 73 | CCV10020..... | 61 | CCV81414..... | 69 |
| CCM303RXR..... | 76 | CCM8302RXN..... | 75 | CCR200A..... | 92 | CCR81845..... | 74 | CCV10022..... | 55 | CCV81415..... | 69 |
| CCM304..... | 78 | CCM8302RXR..... | 75 | CCR2025SL..... | 67 | CCR81845A..... | 74 | CCV10023..... | 55 | CCV81418..... | 62 |
| CCM304LXC..... | 76 | CCM8303L..... | 79 | CCR2025SL..... | 61 | CCR81846..... | 74 | CCV10027..... | 54 | CCV81423SL..... | 62 |
| CCM304LXE..... | 76 | CCM8303LXC..... | 76 | CCR2025XCSL..... | 66 | CCR81846A..... | 74 | CCV10028..... | 55 | CCV81512..... | 71 |
| CCM304LXN..... | 76 | CCM8303LXE..... | 76 | CCR2025XESL..... | 66 | CCR81847..... | 74 | CCV100SL..... | 61 | CCV81515..... | 71 |
| CCM304LXR..... | 76 | CCM8303LXN..... | 76 | CCR2025XHSL..... | 93 | CCR81851SL..... | 65 | CCV100SL..... | 67 | CCV81516..... | 71 |
| CCM304R..... | 78 | CCM8303LXR..... | 76 | CCR2025XJSL..... | 66 | CCR8200..... | 93 | CCV100SL..... | 87 | CCV81519..... | 63 |
| CCM304RXC..... | 76 | CCM8303R..... | 79 | CCR2025XKSL..... | 66 | CCR820020..... | 77 | CCV100XCSL..... | 66 | CCV81838..... | 74 |
| CCM304RXE..... | 76 | CCM8303RXC..... | 76 | CCR2025XNSL..... | 66 | CCR820020XC..... | 75 | CCV100XCSL..... | 85 | CCV81839..... | 74 |
| CCM304RXN..... | 76 | CCM8303RXE..... | 76 | CCR2025XRSL..... | 66 | CCR820020XN..... | 75 | CCV100XESL..... | 66 | CCV81843..... | 65 |
| CCM304RXR..... | 76 | CCM8303RXN..... | 76 | CCR205..... | 93 | CCR820022..... | 73 | CCV100XESL..... | 85 | CCV81846..... | 74 |
| CCM305CAL..... | 79 | CCM8303RXR..... | 76 | CCR20520..... | 77 | CCR820023..... | 72 | CCV100XHSL..... | 55 | CCV81851SL..... | 65 |
| CCM305CALXC..... | 77 | CCM8304L..... | 79 | CCR20520XC..... | 75 | CCR820027..... | 69 | CCV100XHSL..... | 63 | CCV8205..... | 93 |
| CCM305CALXE..... | 77 | CCM8304LXC..... | 76 | CCR20520XN..... | 75 | CCR820028..... | 72 | CCV100XJSL..... | 66 | CCV820520..... | 78 |
| CCM305CALXN..... | 77 | CCM8304LXE..... | 76 | CCR20522..... | 73 | CCR820030..... | 77 | CCV100XJSL..... | 85 | CCV820520XC..... | 75 |
| CCM305CALXR..... | 77 | CCM8304LXN..... | 76 | CCR20523..... | 72 | CCR820030A..... | 78 | CCV100XNSL..... | 54 | CCV820520XN..... | 75 |
| CCM305CAR..... | 79 | CCM8304LXR..... | 76 | CCR20527..... | 69 | CCR820030XC..... | 75 | CCV100XNSL..... | 63 | CCV820522..... | 73 |
| CCM305CARXC..... | 77 | CCM8304R..... | 79 | CCR20537..... | 70 | CCR820030XN..... | 75 | CCV100XNSL..... | 66 | CCV820523..... | 72 |
| CCM305CARXE..... | 77 | CCM8304RXC..... | 76 | CCR20537A..... | 70 | CCR820032..... | 73 | CCV100XNSL..... | 85 | CCV820527..... | 70 |
| CCM305CARXN..... | 77 | CCM8304RXE..... | 76 | CCR205A..... | 92 | CCR820032A..... | 73 | CCV100XRSL..... | 66 | CCV820528..... | 72 |
| CCM305CARXR..... | 77 | CCM8304RXN..... | 76 | CCR30020..... | 61 | CCR820037..... | 70 | CCV100XRSL..... | 85 | CCV820530..... | 75 |
| CCM306CAL..... | 79 | CCM8304RXR..... | 76 | CCR30023..... | 55 | CCR820037A..... | 70 | CCV103SL..... | 55 | CCV820530XC..... | 75 |
| CCM306CALXC..... | 77 | CCM8305CAL..... | 79 | CCR30027..... | 54 | CCR8200A..... | 92 | CCV103SL..... | 64 | CCV820530XN..... | 75 |
| CCM306CALXE..... | 77 | CCM8305CALXC..... | 77 | CCR30028..... | 55 | CCR82035SL..... | 67 | CCV108SL..... | 55 | CCV820532..... | 73 |
| CCM306CALXN..... | 77 | CCM8305CALXE..... | 77 | CCR3400SL..... | 61 | CCR82035XCSL..... | 66 | CCV108SL..... | 65 | CCV820537..... | 70 |
| CCM306CALXR..... | 77 | CCM8305CALXN..... | 77 | CCR3400SL..... | 67 | CCR82035XESL..... | 66 | CCV1414..... | 69 | CCV8220..... | 93 |
| CCM306CAR..... | 79 | CCM8305CALXR..... | 77 | CCR3400XCSL..... | 66 | CCR82035XHSL..... | 93 | CCV1415..... | 69 | CCV822020..... | 78 |
| CCM306CARXC..... | 77 | CCM8305CAR..... | 79 | CCR3400XESL..... | 66 | CCR82035XJSL..... | 66 | CCV1418..... | 62 | CCV822020XC..... | 75 |
| CCM306CARXE..... | 77 | CCM8305CARXC..... | 77 | CCR3400XHSL..... | 55 | CCR82035XKSL..... | 66 | CCV1423..... | 54 | CCV822020XN..... | 75 |
| CCM306CARXN..... | 77 | CCM8305CARXE..... | 77 | CCR3400XHSL..... | 63 | CCR82035XNSL..... | 66 | CCV1423SL..... | 54 | CCV822022..... | 73 |
| CCM306CARXR..... | 77 | CCM8305CARXN..... | 77 | CCR3400XJSL..... | 66 | CCR82035XRSL..... | 66 | CCV1423SL..... | 62 | CCV822023..... | 72 |
| CCM3300SL..... | 67 | CCM8305CARXR..... | 77 | CCR3400XNSL..... | 54 | CCR8205..... | 93 | CCV1423SL..... | 83 | CCV822027..... | 70 |
| CCM3302SL..... | 64 | CCM8306CAL..... | 79 | CCR3400XNSL..... | 63 | CCR820520..... | 77 | CCV1424..... | 80 | CCV822028..... | 72 |
| CCM3303SL..... | 64 | CCM8306CALXC..... | 77 | CCR3400XNSL..... | 54 | CCR820520XC..... | 75 | CCV1512..... | 71 | CCV831..... | 93 |
| CCM60..... | 93 | CCM8306CALXE..... | 77 | CCR3400XNSL..... | 66 | CCR820520XN..... | 75 | CCV1515..... | 71 | CCV8950SL..... | 67 |
| CCM600..... | 81 | CCM8306CALXN..... | 77 | CCR3400XRSL..... | 66 | CCR820523..... | 72 | CCV1516..... | 71 | CCV8950SL..... | 87 |
| CCM600XE..... | 80 | CCM8306CALXR..... | 77 | CCR3407SL..... | 55 | CCR820527..... | 69 | CCV1519..... | 63 | CCV8950XCSL..... | 66 |
| CCM603..... | 80 | CCM8306CAR..... | 79 | CCR3407SL..... | 64 | CCR820528..... | 71 | CCV1528..... | 55 | CCV8950XCSL..... | 85 |
| CCM612..... | 80 | CCM8306CARXC..... | 77 | CCR3408SL..... | 55 | CCR820530..... | 77 | CCV1838..... | 74 | CCV8950XHSL..... | 93 |
| CCM805027..... | 62 | CCM8306CARXE..... | 77 | CCR3408SL..... | 65 | CCR820530A..... | 78 | CCV1839..... | 74 | CCV8950XJSL..... | 66 |
| CCM81418..... | 62 | CCM8306CARXN..... | 77 | CCR3412SL..... | 55 | CCR820530AXC..... | 75 | CCV1843..... | 65 | CCV8950XJSL..... | 85 |
| CCM81519..... | 63 | CCM8306CARXR..... | 77 | CCR3412SL..... | 64 | CCR820530AXN..... | 75 | CCV1851..... | 56 | CCV8950XNSL..... | 66 |
| CCM82800..... | 67 | CCM890..... | 92 | CCR8000SL..... | 67 | CCR820530XC..... | 75 | CCV1851SL..... | 56 | CCV8950XNSL..... | 85 |
| CCM82800XC..... | 65 | CCM892..... | 63 | CCR8000XCSL..... | 66 | CCR820530XN..... | 75 | CCV1851SL..... | 65 | CCV8950XRSL..... | 66 |
| CCM82800XE..... | 65 | CCM9923..... | 62 | CCR8000XESL..... | 66 | CCR820532..... | 73 | CCV200..... | 93 | CCV8950XRSL..... | 85 |
| CCM82800XK..... | 65 | CCM9926..... | 80 | CCR8000XESL..... | 63 | CCR820532A..... | 73 | CCV205..... | 93 | CCV89918..... | 68 |
| CCM82800XN..... | 65 | CCR040..... | 93 | CCR8000XJSL..... | 66 | CCR820537..... | 70 | CCV20520..... | 78 | CCV89919..... | 68 |
| CCM82800XR..... | 65 | CCR04020..... | 77 | CCR8000XKSL..... | 66 | CCR820537A..... | 70 | CCV20520XC..... | 75 | CCV89922..... | 62 |
| CCM82801..... | 62 | CCR04020XC..... | 75 | CCR8000XNSL..... | 63 | CCR8205A..... | 92 | CCV20520XN..... | 75 | CCV9010SL..... | 87 |
| CCM82802..... | 64 | CCR04020XN..... | 75 | CCR8000XNSL..... | 66 | CCR8222..... | 92 | CCV20522..... | 73 | CCV9011SL..... | 82 |
| CCM82803..... | 65 | CCR04022..... | 73 | CCR8000XRSL..... | 66 | CCR822214..... | 69 | CCV20523..... | 72 | CCV9020SL..... | 87 |
| CCM82804..... | 66 | CCR04023..... | 72 | CCR8005..... | 92 | CCR822215..... | 71 | CCV20527..... | 70 | CCV910..... | 87 |
| CCM82804XC..... | 65 | CCR04027..... | 69 | CCR8005A..... | 92 | CCR822218..... | 68 | CCV20537..... | 70 | CCV910XC..... | 85 |
| CCM82804XE..... | 65 | CCR04037..... | 69 | CCR8007SL..... | 64 | CCR822220..... | 77 | CCV220..... | 93 | CCV910XCSL..... | 85 |
| CCM82804XK..... | 65 | CCR100..... | 92 | CCR8008SL..... | 65 | CCR822220XC..... | 75 | CCV22020..... | 78 | CCV910XJ..... | 85 |
| CCM82804XN..... | 65 | CCR10022..... | 55 | CCR8040..... | 93 | CCR822220XN..... | 75 | CCV22020XC..... | 75 | CCV910XJSL..... | 85 |
| CCM82804XR..... | 65 | CCR100R..... | 92 | CCR804020..... | 77 | CCR822222..... | 73 | CCV22020XN..... | 75 | CCV910XN..... | 85 |
| CCM82806..... | 66 | CCR1414..... | 68 | CCR804020XC..... | 75 | CCR822223..... | 72 | CCV22022..... | 73 | CCV910XNSL..... | 85 |
| CCM82806XC..... | 65 | CCR1415..... | 68 | CCR804020XN..... | 75 | CCR822227..... | 69 | CCV22023..... | 72 | CCV910XR..... | 85 |
| CCM82806XE..... | 65 | CCR1417..... | 68 | CCR820522..... | 73 | CCR822228..... | 72 | CCV22027..... | 70 | CCV910XRSL..... | 85 |
| CCM82806XK..... | 65 | CCR1423..... | 54 | CCR804022..... | 73 | CCR822238..... | 74 | CCV3412SL..... | 55 | CCV911..... | 82 |
| CCM82806XN..... | 65 | CCR1423SL..... | 54 | CCR804023..... | 72 | CCR8225..... | 92 | CCV3412SL..... | 64 | CCV911SL..... | 54 |
| CCM82806XR..... | 65 | CCR1423SL..... | 62 | CCR804027..... | 69 | CCR89918..... | 68 | CCV4100..... | 83 | CCV911SL..... | 62 |
| CCM82815..... | 66 | CCR1511..... | 71 | CCR804028..... | 71 | CCR89919..... | 68 | CCV4100SL..... | 83 | CCV911SL..... | 82 |
| CCM82815XC..... | 65 | CCR1511A..... | 71 | CCR804030..... | 77 | CCR89921..... | 68 | CCV4300..... | 83 | CCV911SL..... | 86 |
| CCM82815XE..... | 65 | CCR1512..... | 71 | CCR804030XC..... | 75 | CCR89925SL..... | 62 | CCV805020..... | 67 | CCV920XC..... | 85 |
| CCM82815XK..... | 65 | CCR1512A..... | 71 | CCR804032..... | 75 | CCR9918..... | 68 | CCV805022..... | 64 | CCV920XCSL..... | 85 |
| CCM82815XN..... | 65 | CCR1514..... | 71 | CCR804030XN..... | 73 | CCR9919..... | 68 | CCV805023..... | 64 | CCV920XJ..... | 85 |
| CCM82815XR..... | 65 | CCR1515..... | 71 | CCR804037..... | 69 | CCR9921..... | 68 | CCV805027..... | 63 | CCV920XJSL..... | 85 |
| CCM8301CAL..... | 79 | CCR1516..... | 70 | CCR8100..... | 92 | CCR9925..... | 54 | CCV805028..... | 65 | CCV920XN..... | 85 |
| CCM8301CALXC..... | 76 | CCR1518..... | 70 | CCR8100R..... | 92 | CCR9925SL..... | 54 | CCV8100SL..... | 67 | CCV920XNSL..... | 85 |
| CCM8301CALXE..... | 76 | CCR1528..... | 55 | CCR8102SL..... | 64 | CCR9925SL..... | 62 | CCV8100SL..... | 87 | CCV920XR..... | 85 |
| CCM8301CALXN..... | 76 | CCR1838..... | 74 | CCR8141..... | 68 | CCV050..... | 93 | CCV8100XCSL..... | 66 | CCV920XRSL..... | 85 |
| CCM8301CALXR..... | 76 | CCR1839..... | 74 | CCR81415..... | 68 | CCV05020..... | 67 | CCV8100XCSL..... | 85 | CCV920XJ..... | 86 |
| CCM8301CAR..... | 79 | CCR1841..... | 73 | CCR81417..... | 68 | CCV05020XC..... | 66 | CCV8100XHSL..... | 63 | CCV930XC..... | 85 |
| CCM8301CARXC..... | 76 | CCR1851..... | 56 | CCR81423SL..... | 62 | CCV05020XN..... | 66 | CCV8100XJSL..... | 66 | CCV930XJ..... | 85 |
| CCM8301CARXE..... | 76 | CCR1851SL..... | 56 | CCR8151..... | 71 | CCV05022..... | 64 | CCV8100XJSL..... | 85 | CCV930XN..... | 85 |

Fiber-Classic® & Smooth-Star®

| | | | | | | | | | | | |
|------------|----|-----------|-----|------------|-----|------------|-----|------------|-----|----------|-----|
| CCV930XR | 85 | 1000 | 199 | 2050XJSL | 116 | 81938P | 171 | 81983P | 171 | FC131SL | 152 |
| CCV931 | 82 | 1283 | 150 | 2050XK | 116 | 81938PSL | 171 | 81984P | 172 | FC138 | 147 |
| CCV940 | 86 | 1284 | 147 | 2050XKSL | 116 | 81939P | 170 | 81985P | 174 | FC138XC | 142 |
| CCV940XC | 85 | 1285 | 147 | 2050XN | 116 | 81939PSL | 170 | 81986PSL | 134 | FC138XE | 142 |
| CCV940XJ | 85 | 1286 | 145 | 2050XNSL | 116 | 81940P | 171 | 81986SL | 134 | FC138XJ | 142 |
| CCV940XN | 85 | 1289 | 148 | 2050XR | 116 | 81940PSL | 171 | 85901SL | 154 | FC138XK | 142 |
| CCV940XR | 85 | 2000 | 122 | 2050XRSL | 116 | 81941P | 172 | 85919SL | 172 | FC138XN | 142 |
| CCV950SL | 61 | 2009 | 120 | 8000-12 | 119 | 81941PSL | 172 | AXRT | 201 | FC138XR | 142 |
| CCV950SL | 67 | 2010 | 119 | 8000-18 | 119 | 81942P | 174 | BSRT | 201 | FC1400 | 161 |
| CCV950SL | 87 | 2050 | 119 | 8000-9 | 120 | 81942PSL | 174 | CNRT | 201 | FC1400SL | 161 |
| CCV950XCSL | 66 | 8000 | 122 | 8000XC | 119 | 81943P | 163 | CX30T | 201 | FC1402 | 161 |
| CCV950XCSL | 85 | 81000 | 199 | 8000XE | 119 | 81943PSL | 163 | CXRT | 201 | FC1404 | 190 |
| CCV950XESL | 66 | 81200 | 150 | 8000XJ | 119 | 81943PXC | 159 | DRS2131SL | 150 | FC1408 | 182 |
| CCV950XESL | 85 | 81208 | 147 | 8000XK | 119 | 81943PXC | 159 | DRS82131SL | 150 | FC1408SL | 182 |
| CCV950XHSL | 93 | 81225 | 145 | 8000XN | 119 | 81943PXE | 159 | EC30T | 201 | FC141 | 144 |
| CCV950XJSL | 66 | 81828 | 147 | 8000XR | 119 | 81943PXESL | 159 | ECRT | 201 | FC141SL | 145 |
| CCV950XJSL | 85 | 12101SL | 150 | 81200P | 150 | 81943PXJ | 159 | FC10 | 150 | FC142 | 135 |
| CCV950XNSL | 66 | 12101XCSL | 144 | 81200PSL | 150 | 81943PXJSL | 159 | FC100 | 132 | FC142SL | 135 |
| CCV950XNSL | 85 | 12101XESL | 144 | 81200PXC | 144 | 81943PXX | 159 | FC1006 | 134 | FC143 | 154 |
| CCV950XRSL | 66 | 12101XJSL | 144 | 81200PXC | 144 | 81943PXXSL | 159 | FC100SL | 133 | FC143SL | 154 |
| CCV950XRSL | 85 | 12101XKSL | 144 | 81200PXE | 144 | 81943PXN | 159 | FC101 | 168 | FC144 | 171 |
| CCV960 | 87 | 12101XNSL | 144 | 81200PXESL | 144 | 81943PXNSL | 159 | FC101SL | 168 | FC1442SL | 156 |
| CCV960XC | 85 | 12101XRSL | 144 | 81200PXJ | 144 | 81943PXR | 159 | FC1029 | 135 | FC147 | 154 |
| CCV960XJ | 85 | 12102SL | 147 | 81200PXJSL | 144 | 81943PXRSL | 159 | FC104 | 135 | FC147SL | 154 |
| CCV960XR | 85 | 12102XCSL | 143 | 81200PXX | 144 | 81944P | 161 | FC104SL | 136 | FC148 | 138 |
| CCV960XR | 85 | 12102XESL | 143 | 81200PXXSL | 144 | 81944PSL | 161 | FC104XC | 179 | FC148SL | 138 |
| CCV9918 | 68 | 12102XJSL | 143 | 81200PXN | 144 | 81945P | 161 | FC104XE | 179 | FC149 | 174 |
| CCV9919 | 68 | 12102XKSL | 143 | 81200PXNSL | 144 | 81945PXC | 158 | FC104XJ | 179 | FC149SL | 174 |
| CCV9922 | 62 | 12102XNSL | 143 | 81200PXR | 144 | 81945PXE | 158 | FC104XK | 179 | FC151 | 165 |
| CCV9925 | 54 | 12102XRSL | 143 | 81200PXRSL | 144 | 81945PXJ | 158 | FC104XN | 179 | FC156 | 155 |
| CCV9926 | 80 | 1283XC | 144 | 81200SL | 150 | 81945PXK | 158 | FC104XR | 179 | FC160 | 132 |
| CCW1000 | 90 | 1283XE | 144 | 81200XC | 144 | 81945PXN | 158 | FC105 | 172 | FC160 | 166 |
| CCW81000 | 90 | 1283XJ | 144 | 81200XCSL | 144 | 81945PXR | 158 | FC105SL | 172 | FC163 | 164 |
| CCW8900L | 90 | 1283XK | 144 | 81200XE | 144 | 81946P | 161 | FC108 | 131 | FC164 | 164 |
| CCW8900R | 90 | 1283XN | 144 | 81200XESL | 144 | 81946PSL | 161 | FC1089 | 160 | FC1645 | 196 |
| CCW8901L | 90 | 1283XR | 144 | 81200XJ | 144 | 81946PXC | 158 | FC1089SL | 161 | FC1646 | 156 |
| CCW8901R | 90 | 1284XC | 142 | 81200XJSL | 144 | 81946PXC | 158 | FC108SL | 131 | FC1646SL | 156 |
| CCW8902L | 90 | 1284XE | 142 | 81200XK | 144 | 81946PXE | 158 | FC109 | 167 | FC1647 | 156 |
| CCW8902R | 91 | 1284XJ | 142 | 81200XKSL | 144 | 81946PXESL | 158 | FC109SL | 167 | FC1651 | 139 |
| CCW8903 | 91 | 1284XK | 142 | 81200XN | 144 | 81946PXJ | 158 | FC10XC | 144 | FC1651SL | 139 |
| CCW8904L | 91 | 1284XN | 142 | 81200XNSL | 144 | 81946PXJSL | 158 | FC10XE | 144 | FC1652 | 139 |
| CCW8904R | 91 | 1284XR | 142 | 81200XR | 144 | 81946PXX | 158 | FC10XJ | 144 | FC1652SL | 139 |
| CCW8905 | 91 | 1285XC | 142 | 81200XRSL | 144 | 81946PXXSL | 158 | FC10XK | 144 | FC1654 | 176 |
| CCW8906L | 91 | 1285XE | 142 | 81208P | 147 | 81946PXN | 158 | FC10XN | 144 | FC1655 | 189 |
| CCW8906R | 91 | 1285XJ | 142 | 81208PSL | 147 | 81946PXNSL | 158 | FC10XR | 144 | FC1656SL | 176 |
| CCW8907L | 91 | 1285XK | 142 | 81208SL | 147 | 81946PXR | 158 | FC113 | 133 | FC18 | 147 |
| CCW8907R | 91 | 1285XN | 142 | 81225P | 144 | 81946PXRSL | 158 | FC113SL | 133 | FC18SL | 147 |
| CCW900L | 90 | 1285XR | 142 | 81225PSL | 145 | 81947PSL | 161 | FC114 | 169 | FC18XC | 142 |
| CCW900R | 90 | 1286SL | 145 | 81225SL | 145 | 81949PSL | 161 | FC114SL | 169 | FC18XC | 143 |
| CCW901L | 90 | 18101SL | 132 | 81800P | 132 | 81952P | 151 | FC115 | 152 | FC18XE | 142 |
| CCW901R | 90 | 19020T | 201 | 81800PSL | 132 | 81952PSL | 151 | FC115SL | 152 | FC18XESL | 143 |
| CCW902L | 90 | 19055T | 201 | 81800SL | 132 | 81953P | 151 | FC116 | 180 | FC18XJ | 142 |
| CCW902R | 91 | 19200T | 201 | 81900PSL | 161 | 81953PSL | 152 | FC1200 | 147 | FC18XJSL | 143 |
| CCW903 | 91 | 19210T | 201 | 81918P | 131 | 81954P | 152 | FC1200SL | 147 | FC18XK | 142 |
| CCW904L | 91 | 19220T | 201 | 81918PSL | 131 | 81954PSL | 152 | FC1201 | 146 | FC18XKSL | 143 |
| CCW904R | 91 | 19520T | 201 | 81918SL | 131 | 81955P | 152 | FC1201SL | 147 | FC18XN | 142 |
| CCW905 | 91 | 1964P | 159 | 81919P | 133 | 81955PSL | 152 | FC1202 | 146 | FC18XNSL | 143 |
| CCW906L | 91 | 19720T | 201 | 81919PSL | 133 | 81956P | 153 | FC1202SL | 147 | FC18XR | 142 |
| CCW906R | 91 | 19730T | 201 | 81919SL | 133 | 81956PSL | 153 | FC1203 | 147 | FC18XRSL | 143 |
| CCW907L | 91 | 19740T | 201 | 81921P | 135 | 81957P | 153 | FC1204 | 119 | FC198 | 148 |
| CCW907R | 91 | 19750T | 201 | 81921PSL | 136 | 81957PSL | 153 | FC1204SL | 120 | FC198SL | 148 |
| DRS2131SL | 91 | 2000SL | 122 | 81921SL | 136 | 81958P | 154 | FC1205 | 119 | FC20042 | 155 |
| DRS82131SL | 91 | 2000XC | 119 | 81928P | 137 | 81958PSL | 154 | FC1205SL | 119 | FC2101 | 160 |
| HW30T | 94 | 2000XCSL | 119 | 81928PSL | 137 | 81959P | 154 | FC1205XC | 116 | FC2101SL | 161 |
| HWRT | 94 | 2000XE | 119 | 81928SL | 137 | 81959PSL | 154 | FC1205XE | 116 | FC2102 | 161 |
| LC30T | 94 | 2000XESL | 119 | 81929P | 184 | 81960P | 155 | FC1205XJ | 116 | FC2106 | 160 |
| LCET | 94 | 2000XJ | 119 | 81929PSL | 184 | 81960PSL | 155 | FC1205XK | 116 | FC2107 | 160 |
| LCRT | 94 | 2000XJSL | 119 | 81929PXC | 179 | 81961P | 155 | FC1205XN | 116 | FC2108 | 160 |
| LF30T | 94 | 2000XK | 119 | 81929PXC | 179 | 81961PSL | 156 | FC1205XR | 116 | FC2213 | 141 |
| LFET | 94 | 2000XKSL | 119 | 81929PXE | 179 | 81964P | 159 | FC1206 | 119 | FC2213SL | 141 |
| LFRT | 94 | 2000XN | 119 | 81929PXESL | 179 | 81964PSL | 159 | FC1206SL | 119 | FC2223 | 140 |
| ZHRT | 94 | 2000XNSL | 119 | 81929PXJ | 179 | 81968P | 132 | FC1207 | 119 | FC2223SL | 140 |
| | | 2000XR | 119 | 81929PXJSL | 179 | 81968PSL | 133 | FC1207XC | 116 | FC2233 | 141 |
| | | 2000XRSL | 119 | 81929PXK | 179 | 81968SL | 133 | FC1207XE | 116 | FC2233SL | 142 |
| | | 2009SL | 120 | 81929PXXSL | 179 | 81971P | 184 | FC1207XJ | 116 | FC23 | 196 |
| | | 2010XC | 116 | 81929PXN | 179 | 81971PXC | 179 | FC1207XK | 116 | FC2382 | 141 |
| | | 2010XE | 116 | 81929PXNSL | 179 | 81971PXE | 179 | FC1207XN | 116 | FC2382SL | 141 |
| | | 2010XJ | 116 | 81929PXR | 179 | 81971PXJ | 179 | FC1207XR | 116 | FC2385 | 141 |
| | | 2010XK | 116 | 81929PXRSL | 179 | 81971PXX | 179 | FC1208 | 147 | FC2385SL | 142 |
| | | 2010XN | 116 | 81933P | 167 | 81971PXN | 179 | FC1208SL | 147 | FC2389 | 140 |
| | | 2010XR | 116 | 81933PSL | 167 | 81971PXR | 179 | FC1209 | 146 | FC2389SL | 140 |
| | | 2050SL | 120 | 81935P | 168 | 81975P | 167 | FC1209SL | 147 | FC241 | 132 |
| | | 2050XC | 116 | 81935PSL | 168 | 81977P | 168 | FC1211 | 146 | FC31 | 198 |
| | | 2050XCSL | 116 | 81936P | 168 | 81978P | 168 | FC1211SL | 147 | FC310 | 131 |
| | | 2050XE | 116 | 81936PSL | 168 | 81980P | 169 | FC1212 | 147 | FC32 | 163 |
| | | 2050XESL | 116 | 81937P | 169 | 81981P | 171 | FC1289SL | 148 | FC32SL | 163 |
| | | 2050XJ | 116 | 81937PSL | 169 | 81982P | 170 | FC131 | 152 | FC32XC | 159 |

| | | | | | | | | | | | |
|-----------------|-----|-----------------|-----|-----------------|-----|----------------|-----|-----------------|-----|-------------------|-----|
| FC32XCSL..... | 159 | FC5720XJ..... | 116 | FC709..... | 165 | FC820..... | 137 | FC8573SL..... | 136 | FC902..... | 153 |
| FC32XE..... | 159 | FC5720XJSL..... | 117 | FC710..... | 166 | FC821..... | 135 | FC8574..... | 136 | FC902SL..... | 153 |
| FC32XESL..... | 159 | FC5720XK..... | 116 | FC7125SL..... | 182 | FC822..... | 132 | FC8579..... | 173 | FC905..... | 134 |
| FC32XJ..... | 159 | FC5720XKSL..... | 117 | FC713..... | 164 | FC82213..... | 141 | FC8581..... | 173 | FC905SL..... | 134 |
| FC32XJSL..... | 159 | FC5720XN..... | 116 | FC714..... | 164 | FC82213SL..... | 141 | FC8583SL..... | 173 | FC906..... | 171 |
| FC32XK..... | 159 | FC5720XNSL..... | 117 | FC721..... | 194 | FC82223..... | 140 | FC860..... | 198 | FC906SL..... | 171 |
| FC32XKSL..... | 159 | FC5720XR..... | 116 | FC735..... | 195 | FC82223SL..... | 140 | FC861..... | 197 | FC907..... | 153 |
| FC32XN..... | 159 | FC5720XRSL..... | 117 | FC736..... | 194 | FC82233..... | 141 | FC861XC..... | 197 | FC907SL..... | 153 |
| FC32XNSL..... | 159 | FC5725L..... | 136 | FC745..... | 195 | FC82233SL..... | 142 | FC861XE..... | 197 | FC910..... | 137 |
| FC32XR..... | 159 | FC573SL..... | 136 | FC752..... | 195 | FC82382..... | 141 | FC861XJ..... | 197 | FC910SL..... | 137 |
| FC32XRSL..... | 159 | FC574..... | 136 | FC755..... | 198 | FC82382SL..... | 141 | FC861XK..... | 197 | FC911..... | 174 |
| FC3487SL..... | 182 | FC581..... | 173 | FC765..... | 151 | FC82385..... | 141 | FC861XN..... | 197 | FC911SL..... | 174 |
| FC3487XCSL..... | 178 | FC583SL..... | 173 | FC765SL..... | 151 | FC82385SL..... | 142 | FC861XR..... | 197 | FC912..... | 155 |
| FC3487XESL..... | 178 | FC60..... | 198 | FC766..... | 163 | FC82389..... | 140 | FC862..... | 198 | FC912SL..... | 155 |
| FC3487XJSL..... | 178 | FC6093..... | 134 | FC766XC..... | 159 | FC82389SL..... | 140 | FC86220..... | 190 | FC915..... | 165 |
| FC3487XKSL..... | 178 | FC6094..... | 135 | FC766XE..... | 159 | FC828..... | 147 | FC862203..... | 190 | FC915SL..... | 165 |
| FC3487XNSL..... | 178 | FC6095..... | 137 | FC766XJ..... | 159 | FC82XC..... | 158 | FC862203XC..... | 189 | FC917..... | 196 |
| FC3487XRSL..... | 178 | FC61..... | 197 | FC766XK..... | 159 | FC82XE..... | 158 | FC862203XE..... | 189 | FC92..... | 161 |
| FC369..... | 133 | FC61XC..... | 197 | FC766XN..... | 159 | FC82XJ..... | 158 | FC862203XJ..... | 189 | FC925..... | 190 |
| FC38..... | 151 | FC61XE..... | 197 | FC766XR..... | 159 | FC82XK..... | 158 | FC862203XK..... | 189 | FC92SL..... | 161 |
| FC386..... | 177 | FC61XJ..... | 197 | FC770..... | 151 | FC82XN..... | 158 | FC862203XN..... | 189 | FC92XC..... | 158 |
| FC387SL..... | 177 | FC61XK..... | 197 | FC772..... | 151 | FC82XR..... | 158 | FC862203XR..... | 189 | FC92XCSL..... | 158 |
| FC389..... | 157 | FC61XN..... | 197 | FC773..... | 152 | FC8310..... | 161 | FC86220XC..... | 190 | FC92XE..... | 158 |
| FC38SL..... | 152 | FC61XR..... | 197 | FC775..... | 152 | FC8310SL..... | 161 | FC86220XE..... | 190 | FC92XESL..... | 158 |
| FC393..... | 189 | FC62..... | 184 | FC776..... | 153 | FC8311..... | 160 | FC86220XJ..... | 190 | FC92XJ..... | 158 |
| FC4521..... | 157 | FC626..... | 138 | FC777..... | 153 | FC8311SL..... | 161 | FC86220XK..... | 190 | FC92XJSL..... | 158 |
| FC4521SL..... | 157 | FC62XC..... | 179 | FC778..... | 154 | FC8313..... | 160 | FC86220XN..... | 190 | FC92XK..... | 158 |
| FC4525..... | 157 | FC62XE..... | 179 | FC779..... | 154 | FC8313SL..... | 161 | FC86220XR..... | 190 | FC92XKSL..... | 158 |
| FC4525SL..... | 157 | FC62XJ..... | 179 | FC780..... | 155 | FC8316..... | 161 | FC86242..... | 188 | FC92XN..... | 158 |
| FC46SL..... | 132 | FC62XK..... | 179 | FC789..... | 166 | FC8318..... | 182 | FC86243..... | 187 | FC92XNSL..... | 158 |
| FC476..... | 157 | FC62XN..... | 179 | FC794..... | 164 | FC8319..... | 182 | FC86247..... | 188 | FC92XR..... | 158 |
| FC475L..... | 150 | FC62XR..... | 179 | FC796..... | 164 | FC832..... | 182 | FC86249..... | 188 | FC92XRSL..... | 158 |
| FC47XCSL..... | 144 | FC63SL..... | 182 | FC797..... | 165 | FC8320..... | 182 | FC86252..... | 187 | FCM10..... | 150 |
| FC47XESL..... | 144 | FC63XCSL..... | 178 | FC798..... | 165 | FC8321..... | 181 | FC86253..... | 187 | FCM100..... | 132 |
| FC47XJSL..... | 144 | FC63XESL..... | 178 | FC803..... | 196 | FC8321XC..... | 178 | FC86254..... | 188 | FCM1000..... | 198 |
| FC47XKSL..... | 144 | FC63XJSL..... | 178 | FC808SL..... | 131 | FC8321XE..... | 178 | FC86255..... | 187 | FCM1006..... | 134 |
| FC47XNSL..... | 144 | FC63XKSL..... | 178 | FC809..... | 198 | FC8321XJ..... | 178 | FC86500..... | 138 | FCM101..... | 168 |
| FC47XRSL..... | 144 | FC63XNSL..... | 178 | FC80920..... | 190 | FC8321XK..... | 178 | FC86500SL..... | 138 | FCM101SL..... | 168 |
| FC48SL..... | 184 | FC63XRSL..... | 178 | FC809203..... | 190 | FC8321XN..... | 178 | FC86533..... | 189 | FCM1029..... | 135 |
| FC48XCSL..... | 179 | FC65..... | 181 | FC809203XC..... | 189 | FC8321XR..... | 178 | FC86536..... | 175 | FCM104..... | 135 |
| FC48XESL..... | 179 | FC6500..... | 138 | FC809203XE..... | 189 | FC8322..... | 181 | FC86550..... | 138 | FCM104XC..... | 179 |
| FC48XJSL..... | 179 | FC6500SL..... | 138 | FC809203XJ..... | 189 | FC8323..... | 181 | FC86550SL..... | 138 | FCM104XE..... | 179 |
| FC48XKSL..... | 179 | FC6534..... | 189 | FC809203XK..... | 189 | FC8324..... | 181 | FC86560..... | 175 | FCM104XJ..... | 179 |
| FC48XNSL..... | 179 | FC6550..... | 138 | FC809203XN..... | 189 | FC832XC..... | 178 | FC86560SL..... | 175 | FCM104XK..... | 179 |
| FC48XRSL..... | 179 | FC6550SL..... | 138 | FC809203XR..... | 189 | FC832XE..... | 178 | FC86570..... | 196 | FCM104XN..... | 179 |
| FC507..... | 188 | FC6560..... | 175 | FC80920XC..... | 190 | FC832XJ..... | 178 | FC86580..... | 156 | FCM104XR..... | 179 |
| FC529..... | 155 | FC6565SL..... | 175 | FC80920XE..... | 190 | FC832XK..... | 178 | FC86580SL..... | 156 | FCM105..... | 172 |
| FC5425..... | 159 | FC6570..... | 196 | FC80920XJ..... | 190 | FC832XN..... | 178 | FC8675SL..... | 182 | FCM105SL..... | 172 |
| FC5425SL..... | 159 | FC6576..... | 166 | FC80920XK..... | 190 | FC832XR..... | 178 | FC8678..... | 180 | FCM106..... | 164 |
| FC543..... | 155 | FC6577..... | 166 | FC80920XN..... | 190 | FC8386..... | 177 | FC8678SL..... | 180 | FCM108..... | 131 |
| FC545SL..... | 155 | FC6580..... | 156 | FC80920XR..... | 190 | FC8386SL..... | 177 | FC8685L..... | 120 | FCM1089SL..... | 160 |
| FC549..... | 188 | FC6580SL..... | 156 | FC80942..... | 188 | FC8390..... | 189 | FC8685LXC..... | 116 | FCM109..... | 167 |
| FC5700..... | 120 | FC6582..... | 156 | FC80943..... | 187 | FC8392..... | 177 | FC8685LXE..... | 116 | FCM109SL..... | 167 |
| FC5700SL..... | 120 | FC65XC..... | 178 | FC80947..... | 188 | FC84521..... | 157 | FC8685LXJ..... | 116 | FCM10XC..... | 143 |
| FC5700XC..... | 116 | FC65XE..... | 178 | FC80949..... | 188 | FC84521SL..... | 157 | FC8685LXK..... | 116 | FCM10XE..... | 143 |
| FC5700XCSL..... | 117 | FC65XJ..... | 178 | FC80952..... | 187 | FC84525..... | 157 | FC8685LXN..... | 116 | FCM10XJ..... | 143 |
| FC5700XE..... | 116 | FC65XK..... | 178 | FC80953..... | 187 | FC84525SL..... | 157 | FC8685LXR..... | 116 | FCM10XK..... | 143 |
| FC5700XESL..... | 117 | FC65XN..... | 178 | FC80954..... | 188 | FC84527..... | 158 | FC8685R..... | 120 | FCM10XN..... | 143 |
| FC5700XJ..... | 116 | FC65XR..... | 178 | FC80955..... | 187 | FC84527SL..... | 158 | FC8685RXC..... | 116 | FCM10XR..... | 143 |
| FC5700XJSL..... | 117 | FC668..... | 132 | FC8095L..... | 137 | FC8489..... | 177 | FC8685RXE..... | 116 | FCM110..... | 164 |
| FC5700XK..... | 116 | FC670..... | 184 | FC812SL..... | 134 | FC8498..... | 177 | FC8685RXJ..... | 116 | FCM113..... | 133 |
| FC5700XKSL..... | 117 | FC678..... | 180 | FC813SL..... | 138 | FC8498SL..... | 177 | FC8685RXK..... | 116 | FCM114..... | 169 |
| FC5700XN..... | 116 | FC678SL..... | 180 | FC814..... | 132 | FC8529..... | 155 | FC8685RXN..... | 116 | FCM114SL..... | 169 |
| FC5700XNSL..... | 117 | FC685L..... | 120 | FC8141..... | 190 | FC8545SL..... | 155 | FC8685RXX..... | 116 | FCM115..... | 152 |
| FC5700XR..... | 116 | FC685LXC..... | 116 | FC8144..... | 182 | FC85700..... | 120 | FC8685RXXC..... | 116 | FCM115SL..... | 152 |
| FC5700XRSL..... | 117 | FC685LXE..... | 116 | FC8145..... | 182 | FC85700XC..... | 116 | FC8691XC..... | 116 | FCM116..... | 180 |
| FC571..... | 136 | FC685LXJ..... | 116 | FC8145SL..... | 182 | FC85700XE..... | 116 | FC8691XE..... | 116 | FCM1200..... | 145 |
| FC5710..... | 120 | FC685LXK..... | 116 | FC8149..... | 174 | FC85700XJ..... | 116 | FC8691XJ..... | 116 | FCM1200SL..... | 146 |
| FC5710SL..... | 120 | FC685LXN..... | 116 | FC8145SL..... | 133 | FC85700XK..... | 116 | FC8691XK..... | 116 | FCM1201..... | 145 |
| FC5710XC..... | 116 | FC685LXR..... | 116 | FC815SL..... | 134 | FC85700XN..... | 116 | FC8691XN..... | 116 | FCM1201SL..... | 146 |
| FC5710XCSL..... | 117 | FC685R..... | 120 | FC816..... | 131 | FC85700XR..... | 116 | FC8691XR..... | 116 | FCM1202..... | 145 |
| FC5710XE..... | 116 | FC685RXC..... | 116 | FC81645..... | 196 | FC8571..... | 136 | FC8704..... | 195 | FCM1202SL..... | 146 |
| FC5710XESL..... | 117 | FC685RXE..... | 116 | FC81646..... | 156 | FC85710..... | 120 | FC8707..... | 194 | FCM1203..... | 145 |
| FC5710XJ..... | 116 | FC685RXJ..... | 116 | FC81646SL..... | 156 | FC85710XC..... | 116 | FC8708..... | 195 | FCM1204SL..... | 119 |
| FC5710XJSL..... | 117 | FC685RXK..... | 116 | FC81649..... | 189 | FC85710XE..... | 116 | FC8721..... | 194 | FCM1205SL..... | 119 |
| FC5710XK..... | 116 | FC685RXN..... | 116 | FC81651..... | 139 | FC85710XJ..... | 116 | FC8735..... | 195 | FCM1206SL..... | 119 |
| FC5710XKSL..... | 117 | FC685RXX..... | 116 | FC81651SL..... | 139 | FC85710XK..... | 116 | FC8736..... | 194 | FCM1208..... | 145 |
| FC5710XN..... | 116 | FC691..... | 120 | FC81652..... | 139 | FC85710XN..... | 116 | FC8745..... | 195 | FCM1209..... | 145 |
| FC5710XNSL..... | 117 | FC691XC..... | 116 | FC81652SL..... | 139 | FC85710XR..... | 116 | FC8752..... | 195 | FCM1210SL..... | 150 |
| FC5710XR..... | 116 | FC691XE..... | 116 | FC81653..... | 176 | FC85720..... | 120 | FC8867SL..... | 174 | FCM1210XCSL..... | 144 |
| FC5710XRSL..... | 117 | FC691XJ..... | 116 | FC81654..... | 176 | FC85720XC..... | 116 | FC89701..... | 174 | FCM1210XESL..... | 144 |
| FC5720..... | 120 | FC691XK..... | 116 | FC81654SL..... | 176 | FC85720XE..... | 116 | FC8971..... | 180 | FCM1210XJSL..... | 144 |
| FC5720SL..... | 120 | FC691XN..... | 116 | FC8166SL..... | 133 | FC85720XJ..... | 116 | FC8972..... | 190 | FCM1210XKSL..... | 144 |
| FC5720XC..... | 116 | FC691XR..... | 116 | FC817..... | 133 | FC85720XK..... | 116 | FC900..... | 134 | FCM1210XNSL..... | 144 |
| FC5720XCSL..... | 117 | FC704..... | 195 | FC817SL..... | 135 | FC85720XN..... | 116 | FC900SL..... | 134 | FCM1210XRSL..... | 144 |
| FC5720XE..... | 116 | FC707..... | 194 | FC818SL..... | 136 | FC85720XR..... | 116 | FC901..... | 170 | FCM12102SL..... | 146 |
| FC5720XESL..... | 117 | FC708..... | 195 | FC82..... | 160 | FC8572SL..... | 136 | FC901SL..... | 170 | FCM12102XCSL..... | 142 |

Fiber-Classic® & Smooth-Star® *Continued*

| | | | | | | | | | | | |
|-------------------|-----|-------------------|-----|----------------|-----|-------------------|-----|--------------------|-----|--------------------|-----|
| FCM12102XESL..... | 142 | FCM2000XJSL..... | 128 | FCM4813..... | 128 | FCM605XJ..... | 192 | FCM65XC..... | 178 | FCM81651SL..... | 139 |
| FCM12102XJSL..... | 142 | FCM2000XKSL..... | 128 | FCM4813XC..... | 127 | FCM605XN..... | 192 | FCM65XCSSL..... | 178 | FCM81652..... | 139 |
| FCM12102XKSL..... | 142 | FCM2000XNSL..... | 128 | FCM4813XE..... | 127 | FCM605XR..... | 192 | FCM65XE..... | 178 | FCM81652SL..... | 139 |
| FCM12102XNSL..... | 142 | FCM2000XRSL..... | 128 | FCM4813XJ..... | 127 | FCM606..... | 193 | FCM65XESL..... | 178 | FCM81654..... | 176 |
| FCM12102XRSL..... | 142 | FCM2009SL..... | 119 | FCM4813XN..... | 127 | FCM606XC..... | 192 | FCM65XJ..... | 178 | FCM81654SL..... | 176 |
| FCM1211..... | 145 | FCM205..... | 198 | FCM4813XR..... | 127 | FCM606XE..... | 192 | FCM65XJSL..... | 178 | FCM816SL..... | 132 |
| FCM1212..... | 145 | FCM2050SL..... | 129 | FCM4814..... | 129 | FCM606XJ..... | 192 | FCM65XK..... | 178 | FCM817..... | 133 |
| FCM1283..... | 150 | FCM2050XCSSL..... | 127 | FCM4814XC..... | 127 | FCM606XN..... | 192 | FCM65XKSL..... | 178 | FCM817SL..... | 135 |
| FCM1283XC..... | 143 | FCM2050XESL..... | 127 | FCM4814XE..... | 127 | FCM606XR..... | 192 | FCM65XN..... | 178 | FCM81800SL..... | 132 |
| FCM1283XE..... | 143 | FCM2050XJSL..... | 127 | FCM4814XJ..... | 127 | FCM607..... | 193 | FCM65XNSL..... | 178 | FCM81828..... | 146 |
| FCM1283XJ..... | 143 | FCM2050XKSL..... | 127 | FCM4814XN..... | 127 | FCM6074..... | 171 | FCM65XR..... | 178 | FCM81829..... | 146 |
| FCM1283XK..... | 143 | FCM2050XNSL..... | 127 | FCM4814XR..... | 127 | FCM6075..... | 171 | FCM65XRSL..... | 178 | FCM818SL..... | 135 |
| FCM1283XN..... | 143 | FCM2050XRSL..... | 127 | FCM4816..... | 129 | FCM607XC..... | 192 | FCM668..... | 132 | FCM81900SL..... | 160 |
| FCM1283XR..... | 143 | FCM2101SL..... | 160 | FCM4816XC..... | 127 | FCM607XE..... | 192 | FCM670..... | 184 | FCM81918SL..... | 131 |
| FCM1284..... | 146 | FCM2106..... | 160 | FCM4816XE..... | 127 | FCM607XJ..... | 192 | FCM678..... | 180 | FCM81919SL..... | 133 |
| FCM1284XC..... | 142 | FCM2107..... | 160 | FCM4816XJ..... | 127 | FCM607XN..... | 192 | FCM678SL..... | 180 | FCM81921SL..... | 135 |
| FCM1284XE..... | 142 | FCM2108..... | 160 | FCM4816XN..... | 127 | FCM607XR..... | 192 | FCM6975..... | 192 | FCM81928SL..... | 137 |
| FCM1284XJ..... | 142 | FCM220..... | 198 | FCM4816XR..... | 127 | FCM608..... | 193 | FCM704..... | 195 | FCM81944SL..... | 160 |
| FCM1284XK..... | 142 | FCM2213..... | 140 | FCM508..... | 191 | FCM608XC..... | 192 | FCM707..... | 194 | FCM81947SL..... | 160 |
| FCM1284XN..... | 142 | FCM2223..... | 140 | FCM5425..... | 159 | FCM608XE..... | 192 | FCM708..... | 195 | FCM81949SL..... | 160 |
| FCM1284XR..... | 142 | FCM2233..... | 141 | FCM543..... | 154 | FCM608XJ..... | 192 | FCM7125SL..... | 181 | FCM81968SL..... | 132 |
| FCM1285..... | 145 | FCM2382..... | 140 | FCM545SL..... | 154 | FCM608XN..... | 192 | FCM721..... | 194 | FCM81986SL..... | 134 |
| FCM1285XC..... | 142 | FCM2382SL..... | 140 | FCM571..... | 136 | FCM608XR..... | 192 | FCM735..... | 195 | FCM82..... | 160 |
| FCM1285XE..... | 142 | FCM82233..... | 141 | FCM572SL..... | 136 | FCM609..... | 191 | FCM736..... | 194 | FCM820..... | 137 |
| FCM1285XJ..... | 142 | FCM2385..... | 141 | FCM574..... | 136 | FCM6093..... | 134 | FCM745..... | 195 | FCM821..... | 135 |
| FCM1285XK..... | 142 | FCM2385SL..... | 141 | FCM577..... | 173 | FCM6094..... | 135 | FCM752..... | 195 | FCM822..... | 132 |
| FCM1285XN..... | 142 | FCM2389..... | 140 | FCM581..... | 173 | FCM6095..... | 137 | FCM755..... | 198 | FCM82213..... | 140 |
| FCM1285XR..... | 142 | FCM2389SL..... | 140 | FCM583SL..... | 173 | FCM61..... | 197 | FCM765..... | 151 | FCM82213SL..... | 141 |
| FCM1286..... | 144 | FCM241..... | 132 | FCM60..... | 198 | FCM6107..... | 170 | FCM765SL..... | 151 | FCM82223..... | 140 |
| FCM1286SL..... | 144 | FCM31..... | 198 | FCM600..... | 198 | FCM6108..... | 170 | FCM789..... | 165 | FCM82223SL..... | 140 |
| FCM1289..... | 146 | FCM310..... | 131 | FCM601..... | 193 | FCM6124SL..... | 146 | FCM80..... | 166 | FCM82233SL..... | 141 |
| FCM1289SL..... | 146 | FCM32..... | 162 | FCM601XC..... | 193 | FCM6124XCSSL..... | 142 | FCM8000SL..... | 129 | FCM82382..... | 140 |
| FCM131..... | 152 | FCM32SL..... | 162 | FCM601XE..... | 193 | FCM6124XESL..... | 142 | FCM8000XCSSL..... | 128 | FCM82382SL..... | 140 |
| FCM131SL..... | 152 | FCM32XC..... | 159 | FCM601XJ..... | 193 | FCM6124XJSL..... | 142 | FCM8000XESL..... | 128 | FCM82385..... | 141 |
| FCM138..... | 145 | FCM32XCSSL..... | 159 | FCM601XR..... | 193 | FCM6124XNSL..... | 142 | FCM8000XESL..... | 128 | FCM82385SL..... | 141 |
| FCM138XC..... | 142 | FCM32XE..... | 159 | FCM601XR..... | 193 | FCM6124XRSL..... | 142 | FCM8000XKSL..... | 128 | FCM82389..... | 140 |
| FCM138XE..... | 142 | FCM32XESL..... | 159 | FCM602..... | 191 | FCM6125SL..... | 146 | FCM8000XNSL..... | 128 | FCM82389SL..... | 140 |
| FCM138XJ..... | 142 | FCM32XJ..... | 159 | FCM6021XC..... | 179 | FCM6125XCSL..... | 142 | FCM8000XRSL..... | 128 | FCM828..... | 146 |
| FCM138XK..... | 142 | FCM32XJSL..... | 159 | FCM6021XE..... | 179 | FCM6125XESL..... | 142 | FCM808SL..... | 131 | FCM82XC..... | 158 |
| FCM138XN..... | 142 | FCM32XK..... | 159 | FCM6021XJ..... | 179 | FCM6125XJSL..... | 142 | FCM809SL..... | 137 | FCM82XE..... | 158 |
| FCM138XR..... | 142 | FCM32XKSL..... | 159 | FCM6021XK..... | 179 | FCM6125XNSL..... | 142 | FCM81000..... | 198 | FCM82XJ..... | 158 |
| FCM1400SL..... | 160 | FCM32XN..... | 159 | FCM6021XN..... | 179 | FCM6125XRSL..... | 142 | FCM8101SL..... | 160 | FCM82XK..... | 158 |
| FCM1402..... | 160 | FCM32XNSL..... | 159 | FCM6021XR..... | 179 | FCM6126SL..... | 146 | FCM8101XCSSL..... | 158 | FCM82XN..... | 158 |
| FCM1405..... | 181 | FCM32XR..... | 159 | FCM6022..... | 181 | FCM6126XCSL..... | 142 | FCM8101XESL..... | 158 | FCM82XR..... | 158 |
| FCM1405SL..... | 181 | FCM32XRSL..... | 159 | FCM6022XC..... | 178 | FCM6126XESL..... | 142 | FCM8101XJSL..... | 158 | FCM8310SL..... | 160 |
| FCM1406..... | 181 | FCM3487SL..... | 181 | FCM6022XE..... | 178 | FCM6126XJSL..... | 142 | FCM8101XKSL..... | 158 | FCM8311SL..... | 160 |
| FCM1408..... | 181 | FCM3487XCSSL..... | 178 | FCM6022XJ..... | 178 | FCM6126XNSL..... | 142 | FCM8101XNSL..... | 158 | FCM8313SL..... | 160 |
| FCM141..... | 144 | FCM3487XESL..... | 178 | FCM6022XN..... | 178 | FCM6126XRSL..... | 142 | FCM8101XRSL..... | 158 | FCM8321..... | 181 |
| FCM142..... | 135 | FCM3487XJSL..... | 178 | FCM6022XN..... | 178 | FCM6126XSL..... | 142 | FCM8103SL..... | 154 | FCM8321XC..... | 178 |
| FCM143..... | 154 | FCM3487XKSL..... | 178 | FCM6022XR..... | 178 | FCM6126XCSSL..... | 142 | FCM8105SL..... | 151 | FCM8321XE..... | 178 |
| FCM143SL..... | 154 | FCM3487XNSL..... | 178 | FCM6025..... | 168 | FCM6126XESL..... | 142 | FCM8107SL..... | 155 | FCM8321XJ..... | 178 |
| FCM144..... | 171 | FCM3487XRSL..... | 178 | FCM6026..... | 173 | FCM6126XJSL..... | 142 | FCM8108SL..... | 159 | FCM8321K..... | 178 |
| FCM1442SL..... | 155 | FCM369..... | 133 | FCM6029..... | 170 | FCM6126XNSL..... | 142 | FCM8114SL..... | 132 | FCM8321K..... | 178 |
| FCM147..... | 154 | FCM38..... | 151 | FCM6030..... | 172 | FCM6126XRSL..... | 142 | FCM8115SL..... | 144 | FCM8321XN..... | 178 |
| FCM147SL..... | 154 | FCM386..... | 176 | FCM6031..... | 169 | FCM6126XSL..... | 142 | FCM8144SL..... | 132 | FCM8321XR..... | 178 |
| FCM148..... | 138 | FCM387..... | 176 | FCM6032..... | 167 | FCM6126XCSSL..... | 142 | FCM815SL..... | 144 | FCM8322..... | 181 |
| FCM149..... | 174 | FCM387SL..... | 177 | FCM6035..... | 180 | FCM62..... | 184 | FCM81200..... | 150 | FCM8324..... | 181 |
| FCM149SL..... | 174 | FCM389..... | 157 | FCM6036..... | 174 | FCM6220SL..... | 127 | FCM81200SL..... | 150 | FCM8324..... | 181 |
| FCM151..... | 165 | FCM38SL..... | 151 | FCM604..... | 191 | FCM6224SL..... | 127 | FCM81200XC..... | 143 | FCM8324..... | 181 |
| FCM156..... | 155 | FCM394..... | 177 | FCM6041..... | 184 | FCM6224QSL..... | 127 | FCM81200XCSSL..... | 144 | FCM8324..... | 181 |
| FCM160..... | 132 | FCM4521SL..... | 157 | FCM6041XC..... | 179 | FCM6226..... | 138 | FCM81200XE..... | 143 | FCM8324..... | 181 |
| FCM166..... | 166 | FCM4525SL..... | 157 | FCM6041XE..... | 179 | FCM622XC..... | 179 | FCM81200XESL..... | 144 | FCM8324..... | 181 |
| FCM163..... | 164 | FCM476..... | 157 | FCM6041XJ..... | 179 | FCM622XCSSL..... | 179 | FCM81200XJ..... | 143 | FCM84521SL..... | 157 |
| FCM164..... | 164 | FCM4810..... | 129 | FCM6041XK..... | 179 | FCM622XE..... | 179 | FCM81200XJSL..... | 143 | FCM84525SL..... | 157 |
| FCM1645..... | 196 | FCM4810SL..... | 129 | FCM6041XN..... | 179 | FCM622XESL..... | 179 | FCM81200XK..... | 143 | FCM84527SL..... | 158 |
| FCM1646SL..... | 156 | FCM4810XC..... | 128 | FCM6041XR..... | 179 | FCM622XJ..... | 179 | FCM81200XL..... | 143 | FCM84810..... | 129 |
| FCM1647..... | 156 | FCM4810XCSSL..... | 128 | FCM6042..... | 181 | FCM622XJSL..... | 179 | FCM81200XSL..... | 144 | FCM84810XC..... | 128 |
| FCM1650..... | 192 | FCM4810XE..... | 128 | FCM60422X..... | 178 | FCM622K..... | 179 | FCM81200XNSL..... | 143 | FCM84810XCSSL..... | 128 |
| FCM1651..... | 139 | FCM4810XESL..... | 128 | FCM60422X..... | 178 | FCM622KSL..... | 179 | FCM81200XNSL..... | 144 | FCM84810XESL..... | 128 |
| FCM1651SL..... | 139 | FCM4810XJ..... | 128 | FCM60422X..... | 178 | FCM622KSL..... | 179 | FCM81200XR..... | 143 | FCM84810XJ..... | 128 |
| FCM1652..... | 139 | FCM4810XJSL..... | 128 | FCM60422X..... | 178 | FCM622X..... | 179 | FCM81200XRSL..... | 144 | FCM84810XJSL..... | 128 |
| FCM1654..... | 176 | FCM4810XN..... | 128 | FCM60422X..... | 178 | FCM622XR..... | 179 | FCM81208..... | 146 | FCM84810XNSL..... | 128 |
| FCM1655..... | 176 | FCM4810XNSL..... | 128 | FCM60422X..... | 178 | FCM622XRSL..... | 179 | FCM81208PSL..... | 146 | FCM84810XNSL..... | 128 |
| FCM1656..... | 176 | FCM4810XR..... | 128 | FCM60422X..... | 178 | FCM65..... | 181 | FCM81208SL..... | 146 | FCM84810XR..... | 128 |
| FCM1656SL..... | 176 | FCM4810XRSL..... | 128 | FCM60422X..... | 178 | FCM6500..... | 138 | FCM81225..... | 144 | FCM84810XRSL..... | 128 |
| FCM1658..... | 176 | FCM4812..... | 128 | FCM60422X..... | 178 | FCM6500SL..... | 138 | FCM81225SL..... | 144 | FCM84812..... | 128 |
| FCM18..... | 145 | FCM4812..... | 128 | FCM60422X..... | 178 | FCM6520..... | 192 | FCM812SL..... | 134 | FCM84812SL..... | 129 |
| FCM18101SL..... | 132 | FCM4812SL..... | 129 | FCM6044..... | 168 | FCM6550..... | 138 | FCM813SL..... | 138 | FCM84812XC..... | 127 |
| FCM18XC..... | 142 | FCM4812XC..... | 127 | FCM6046..... | 173 | FCM6550SL..... | 138 | FCM814..... | 132 | FCM84812XCSSL..... | 128 |
| FCM18XE..... | 142 | FCM4812XCSSL..... | 128 | FCM6049..... | 170 | FCM6560..... | 175 | FCM8145..... | 181 | FCM84812XE..... | 127 |
| FCM18XJ..... | 142 | FCM4812XE..... | 127 | FCM605..... | 193 | FCM6565..... | 175 | FCM8145SL..... | 181 | FCM84812XESL..... | 128 |
| FCM18XK..... | 142 | FCM4812XESL..... | 128 | FCM6050..... | 172 | FCM6565SL..... | 175 | FCM8149..... | 174 | FCM84812XJ..... | 127 |
| FCM18XN..... | 142 | FCM4812XJ..... | 127 | FCM6051..... | 169 | FCM6570..... | 196 | FCM814SL..... | 133 | FCM84812XJSL..... | 128 |
| FCM18XR..... | 142 | FCM4812XJSL..... | 128 | FCM6052..... | 167 | FCM6575..... | 165 | FCM815SL..... | 134 | FCM84812XN..... | 127 |
| FCM198..... | 146 | FCM4812XNSL..... | 128 | FCM6055..... | 180 | FCM6577..... | 165 | FCM816..... | 131 | FCM84812XNSL..... | 128 |
| FCM2000SL..... | 129 | FCM4812XR..... | 127 | FCM6056..... | 174 | FCM6580SL..... | 156 | FCM81645..... | 196 | FCM84812XR..... | 127 |
| FCM2000XCSSL..... | 128 | FCM4812XRSL..... | 128 | FCM605XC..... | 192 | FCM6582..... | 156 | FCM81646SL..... | 156 | FCM84812XRSL..... | 128 |
| FCM2000XESL..... | 128 | FCM4812XRSL..... | 128 | FCM605XE..... | 192 | FCM65SL..... | 181 | FCM81651..... | 139 | FCM84813..... | 128 |

| | | | | | | | | | | | |
|-------------------|-----|------------------|-----|------------------|-----|--------------|-----|-------------------|-----|-----------------|-----|
| FCM84813XC..... | 127 | FCM870XJ..... | 143 | FCO6186XJSL..... | 143 | S1205XJ..... | 117 | S1654..... | 176 | S2103SL..... | 124 |
| FCM84813XE..... | 127 | FCM870XJSL..... | 144 | FCO6186XNSL..... | 143 | S1205XK..... | 117 | S1655..... | 189 | S2103XC..... | 123 |
| FCM84813XJ..... | 127 | FCM870XK..... | 143 | FCO6186XRSL..... | 143 | S1205XN..... | 117 | S1656..... | 176 | S2103XCSL..... | 123 |
| FCM84813XN..... | 127 | FCM870XKSL..... | 144 | FCO6188SL..... | 148 | S1205XR..... | 117 | S1656SL..... | 176 | S2103XE..... | 123 |
| FCM84813XR..... | 127 | FCM870XN..... | 143 | FCO6188XCSL..... | 143 | S1206..... | 120 | S1658..... | 176 | S2103XESL..... | 123 |
| FCM84814..... | 129 | FCM870XNSL..... | 144 | FCO6188XESL..... | 143 | S1206SL..... | 121 | S1661..... | 186 | S2103XJ..... | 123 |
| FCM84814XC..... | 127 | FCM870XR..... | 143 | FCO6188XJSL..... | 143 | S1207..... | 120 | S198..... | 149 | S2103XJSL..... | 123 |
| FCM84814XE..... | 127 | FCM870XRSL..... | 144 | FCO6188XNSL..... | 143 | S1207XC..... | 117 | S198SL..... | 150 | S2103XK..... | 123 |
| FCM84814XJ..... | 127 | FCM871..... | 131 | FCO6188XRSL..... | 143 | S1207XE..... | 117 | S200..... | 200 | S2103XKSL..... | 123 |
| FCM84814XN..... | 127 | FCM871SL..... | 131 | FCO6189SL..... | 148 | S1207XJ..... | 117 | S2000..... | 122 | S2103XN..... | 123 |
| FCM84814XR..... | 127 | FCM872..... | 132 | FCO6189XCSL..... | 143 | S1207XK..... | 117 | S2000SL..... | 122 | S2103XNSL..... | 123 |
| FCM84816..... | 129 | FCM872SL..... | 132 | FCO6189XESL..... | 143 | S1207XR..... | 117 | S2000SL-2C..... | 121 | S2103XR..... | 123 |
| FCM84816XC..... | 127 | FCM873..... | 133 | FCO6189XJSL..... | 143 | S1208..... | 148 | S2000SL-4C..... | 121 | S2103XRSL..... | 123 |
| FCM84816XE..... | 127 | FCM8735..... | 195 | FCO6189XNSL..... | 143 | S1208SL..... | 149 | S2000XC..... | 119 | S2104..... | 124 |
| FCM84816XJ..... | 127 | FCM8736..... | 194 | FCO6189XRSL..... | 143 | S1209..... | 148 | S2000XCSL..... | 119 | S2104SL..... | 124 |
| FCM84816XN..... | 127 | FCM8735SL..... | 133 | FCO6190SL..... | 148 | S1209SL..... | 149 | S2000XCSL-2C..... | 117 | S2104XC..... | 123 |
| FCM84816XR..... | 127 | FCM874..... | 135 | FCO6190XCSL..... | 143 | S1211..... | 148 | S2000XCSL-4C..... | 117 | S2104XCSL..... | 123 |
| FCM84886SL..... | 129 | FCM8745..... | 195 | FCO6190XESL..... | 143 | S1211SL..... | 149 | S2000XESL..... | 119 | S2104XE..... | 123 |
| FCM84886XCSL..... | 127 | FCM8745SL..... | 135 | FCO6190XJSL..... | 143 | S128..... | 148 | S2000XESL-2C..... | 117 | S2104XESL..... | 123 |
| FCM84886XESL..... | 127 | FCM8752..... | 195 | FCO6190XNSL..... | 143 | S128XC..... | 143 | S2000XESL-4C..... | 117 | S2104XJ..... | 123 |
| FCM84886XJSL..... | 127 | FCM881SL..... | 162 | FCO6190XRSL..... | 143 | S128XE..... | 143 | S2000XJ..... | 119 | S2104XK..... | 123 |
| FCM84886XKSL..... | 127 | FCM881XCSL..... | 159 | FWRT..... | 201 | S128XJ..... | 143 | S2000XJSL..... | 119 | S2104XKSL..... | 123 |
| FCM84886XNSL..... | 127 | FCM881XESL..... | 159 | KNRT..... | 201 | S128XK..... | 143 | S2000XJSL-2C..... | 117 | S2104XN..... | 123 |
| FCM84886XRSL..... | 127 | FCM881XJSL..... | 159 | LT30T..... | 201 | S128XN..... | 143 | S2000XJSL-4C..... | 117 | S2104XNSL..... | 123 |
| FCM8498..... | 177 | FCM881XKSL..... | 159 | LTRT..... | 201 | S128XR..... | 143 | S2000XJSL-4C..... | 117 | S2104XR..... | 123 |
| FCM8498SL..... | 177 | FCM881XNSL..... | 159 | PBRT..... | 201 | S130..... | 145 | S2000XK..... | 119 | S2104XRSL..... | 123 |
| FCM8545SL..... | 154 | FCM881XRSL..... | 159 | RSRT..... | 201 | S130SL..... | 145 | S2000XKSL..... | 119 | S2105..... | 124 |
| FCM8571..... | 136 | FCM882SL..... | 151 | S100..... | 200 | S131..... | 180 | S2000XKSL-2C..... | 117 | S2106..... | 161 |
| FCM8572SL..... | 136 | FCM883SL..... | 152 | S1000..... | 165 | S132..... | 180 | S2000XKSL-4C..... | 117 | S2107..... | 161 |
| FCM8573SL..... | 136 | FCM884SL..... | 152 | S1001..... | 165 | S132SL..... | 180 | S2000XN..... | 119 | S2108..... | 161 |
| FCM8574..... | 136 | FCM885SL..... | 154 | S1006..... | 134 | S135..... | 125 | S2000XNSL..... | 128 | S2108..... | 161 |
| FCM8581..... | 173 | FCM886..... | 170 | S100S..... | 150 | S139..... | 133 | S2000XNSL-2C..... | 117 | S210SL..... | 184 |
| FCM8583SL..... | 173 | FCM886SL..... | 170 | S100XCSL..... | 144 | S139SL..... | 133 | S2000XNSL-4C..... | 117 | S210XCSL..... | 179 |
| FCM860..... | 198 | FCM887SL..... | 153 | S100XESL..... | 144 | S140..... | 150 | S2000XNSL..... | 119 | S210XESL..... | 179 |
| FCM861..... | 197 | FCM888..... | 170 | S100XJSL..... | 144 | S1400..... | 162 | S2000XNSL-2C..... | 117 | S210XJSL..... | 179 |
| FCM861XC..... | 197 | FCM888SL..... | 171 | S100XRSL..... | 144 | S1400SL..... | 162 | S2000XRSL..... | 119 | S210XKSL..... | 179 |
| FCM861XE..... | 197 | FCM889SL..... | 171 | S1029..... | 135 | S1401..... | 124 | S2000XRSL-2C..... | 117 | S210XNSL..... | 179 |
| FCM861XJ..... | 197 | FCM890SL..... | 137 | S104..... | 184 | S1401SL..... | 124 | S2000XRSL-4C..... | 117 | S210XRSL..... | 179 |
| FCM861XK..... | 197 | FCM891..... | 173 | S104XC..... | 179 | S1402..... | 162 | S20042..... | 156 | S211..... | 168 |
| FCM861XN..... | 197 | FCM892SL..... | 155 | S104XE..... | 179 | S1402SL..... | 162 | S2009..... | 121 | S213..... | 171 |
| FCM861XR..... | 197 | FCM893SL..... | 134 | S104XJ..... | 179 | S1403..... | 190 | S2009SL..... | 121 | S214..... | 172 |
| FCM862..... | 184 | FCM898..... | 168 | S104XK..... | 179 | S1405..... | 183 | S2009SL..... | 121 | S2150..... | 125 |
| FCM86201SL..... | 127 | FCM898SL..... | 168 | S104XN..... | 179 | S1405SL..... | 183 | S2010..... | 120 | S220..... | 199 |
| FCM86240..... | 127 | FCM899..... | 171 | S104XR..... | 179 | S1406..... | 183 | S2010SL..... | 121 | S2200..... | 124 |
| FCM86240SL..... | 127 | FCM899SL..... | 171 | S105..... | 184 | S1407..... | 183 | S2010SL..... | 121 | S2200XC..... | 123 |
| FCM862SL..... | 184 | FCM900..... | 134 | S108..... | 148 | S1408..... | 183 | S2010SL..... | 129 | S2200XCNSL..... | 123 |
| FCM862XC..... | 179 | FCM901..... | 170 | S1089..... | 161 | S1409..... | 125 | S2010XC..... | 117 | S2200XE..... | 123 |
| FCM862XCSL..... | 179 | FCM901SL..... | 170 | S1089SL..... | 162 | S1409SL..... | 125 | S2010XCNSL..... | 117 | S2200XESL..... | 123 |
| FCM862XE..... | 179 | FCM902..... | 153 | S1089SL..... | 162 | S140STC..... | 197 | S2010XCNSL..... | 117 | S2200XJ..... | 123 |
| FCM862XJ..... | 179 | FCM902SL..... | 153 | S108X..... | 143 | S140XC..... | 144 | S2010XCNSL..... | 117 | S2200XK..... | 123 |
| FCM862XJSL..... | 179 | FCM902SL..... | 153 | S108XE..... | 143 | S140XC..... | 144 | S2010XCNSL..... | 117 | S2200XKSL..... | 123 |
| FCM862XK..... | 179 | FCM905..... | 134 | S108XJ..... | 143 | S140XE..... | 144 | S2010XCSL..... | 128 | S2200XNSL..... | 123 |
| FCM862XKSL..... | 179 | FCM906..... | 170 | S108XK..... | 143 | S140XJ..... | 144 | S2010XCNSL..... | 117 | S2200XNSL..... | 123 |
| FCM862XN..... | 179 | FCM906SL..... | 171 | S108XN..... | 143 | S140XK..... | 144 | S2010XESL..... | 117 | S2200XR..... | 123 |
| FCM862XNSL..... | 179 | FCM907..... | 153 | S108XR..... | 143 | S140XN..... | 144 | S2010XESL..... | 117 | S2200XRSL..... | 123 |
| FCM862XR..... | 179 | FCM907SL..... | 153 | S1100..... | 199 | S140XR..... | 144 | S2010XJSL..... | 117 | S2213..... | 141 |
| FCM862XRSL..... | 179 | S115..... | 183 | S1100SL..... | 149 | S141..... | 148 | S2010XJSL..... | 128 | S2213SL..... | 141 |
| FCM863..... | 167 | FCM910..... | 137 | S1107SL..... | 149 | S1411..... | 186 | S2010XK..... | 117 | S2223..... | 140 |
| FCM863SL..... | 167 | FCM911..... | 173 | S1107SL..... | 149 | S141STC..... | 197 | S2010XKSL..... | 117 | S2223SL..... | 140 |
| FCM864..... | 168 | FCM911SL..... | 173 | S110XCNSL..... | 143 | S141XC..... | 143 | S2010XKSL..... | 128 | S2223SL..... | 140 |
| FCM864SL..... | 168 | FCM912..... | 155 | S110XCSL..... | 143 | S141XE..... | 143 | S2010XKSL..... | 128 | S2233..... | 142 |
| FCM865..... | 169 | FCM912SL..... | 155 | S110XESL..... | 143 | S141XJ..... | 143 | S2010XNSL..... | 117 | S2233SL..... | 142 |
| FCM86500SL..... | 138 | FCM915..... | 165 | S110XJSL..... | 143 | S141XK..... | 143 | S2010XNSL..... | 128 | S2250..... | 124 |
| FCM86550..... | 138 | FCM915SL..... | 165 | S110XKSL..... | 143 | S141XN..... | 143 | S2010XNSL..... | 128 | S2250XC..... | 123 |
| FCM86550SL..... | 138 | FCM916..... | 165 | S110XNSL..... | 143 | S141XR..... | 143 | S2010XNSL..... | 117 | S2250XCNSL..... | 123 |
| FCM86560..... | 175 | FCM92SL..... | 160 | S1170XRSL..... | 143 | S1442SL..... | 156 | S2010XRSL..... | 128 | S2250XE..... | 123 |
| FCM86560SL..... | 175 | FCM92XCSL..... | 158 | S118..... | 150 | S154..... | 134 | S205..... | 200 | S2250XESL..... | 123 |
| FCM86570..... | 196 | FCM92XESL..... | 158 | S118XC..... | 144 | S154SL..... | 134 | S2050..... | 120 | S2250XJ..... | 123 |
| FCM86580SL..... | 156 | FCM92XJSL..... | 158 | S118XE..... | 144 | S155..... | 136 | S2050XC..... | 117 | S2250XJSL..... | 123 |
| FCM865SL..... | 169 | FCM92XKSL..... | 158 | S118XJ..... | 144 | S155SL..... | 136 | S2050XC..... | 117 | S2250XK..... | 123 |
| FCM866..... | 172 | FCM92XNSL..... | 158 | S118XK..... | 144 | S156..... | 156 | S2050XE..... | 117 | S2250XKSL..... | 123 |
| FCM866SL..... | 172 | FCM92XRSL..... | 158 | S118XN..... | 144 | S160..... | 138 | S2050XJ..... | 117 | S2250XNSL..... | 123 |
| FCM8665SL..... | 181 | FCO6184SL..... | 148 | S118XR..... | 144 | S160SL..... | 138 | S2050XK..... | 117 | S2250XNSL..... | 123 |
| FCM8675SL..... | 181 | FCO6184XCSL..... | 143 | S120..... | 200 | S161..... | 174 | S2050XKSL..... | 117 | S2250XR..... | 123 |
| FCM8678..... | 180 | FCO6184XESL..... | 143 | S1200..... | 148 | S161SL..... | 175 | S2050XR..... | 184 | S2250XRSL..... | 123 |
| FCM8678SL..... | 180 | FCO6184XJSL..... | 143 | S1200SL..... | 149 | S162..... | 186 | S206..... | 179 | S236..... | 196 |
| FCM867SL..... | 174 | FCO6184XNSL..... | 143 | S1201..... | 148 | S163..... | 165 | S206XC..... | 179 | S237..... | 196 |
| FCM870..... | 150 | FCO6184XRSL..... | 143 | S1201SL..... | 149 | S1645..... | 196 | S206XE..... | 179 | S2382..... | 141 |
| FCM8704..... | 195 | FCO6185SL..... | 148 | S1202..... | 148 | S1646..... | 157 | S206XJ..... | 179 | S2382SL..... | 141 |
| FCM8707..... | 194 | FCO6185XCSL..... | 143 | S1202SL..... | 149 | S1646SL..... | 157 | S206XK..... | 179 | S2382SL..... | 141 |
| FCM8708..... | 195 | FCO6185XESL..... | 143 | S1203..... | 148 | S1647..... | 156 | S206XN..... | 179 | S2385..... | 142 |
| FCM870SL..... | 150 | FCO6185XJSL..... | 143 | S1204..... | 120 | S165..... | 192 | S206XR..... | 179 | S2385SL..... | 142 |
| FCM870XC..... | 143 | FCO6185XNSL..... | 143 | S1204SL..... | 120 | S1650..... | 192 | S210..... | 200 | S2389..... | 140 |
| FCM870XCSL..... | 144 | FCO6185XRSL..... | 143 | S1204SL..... | 120 | S1651..... | 139 | S2100..... | 126 | S2389SL..... | 140 |
| FCM870XE..... | 143 | FCO6186SL..... | 148 | S1205..... | 117 | S1651SL..... | 139 | S2101..... | 162 | S241..... | 133 |
| FCM870XESL..... | 144 | FCO6186XCSL..... | 143 | S1205SL..... | 121 | S1652..... | 139 | S2101SL..... | 162 | S243..... | 180 |
| | | FCO6186XESL..... | 143 | S1205XC..... | 117 | S1652SL..... | 139 | S2102..... | 162 | S255..... | 196 |
| | | | | S1205XE..... | 117 | S1653..... | 176 | S2103..... | 124 | S256..... | 196 |

Fiber-Classic® & Smooth-Star® *Continued*

| | | | | | |
|--------------------|--------------------|--------------------|--------------------|-------------------|--------------------|
| S2600.....119 | S3300XN.....118 | S4305XJ.....179 | S5700XC.....117 | S6008.....133 | S6063STC.....197 |
| S2610.....193 | S3300XR.....118 | S4305XK.....179 | S3600RXC.....118 | S6008SL.....133 | S6063XC.....143 |
| S2610XC.....193 | S3301.....199 | S4305XN.....179 | S3600RXE.....118 | S6009.....152 | S6063XE.....143 |
| S2610XE.....193 | S3400L.....121 | S4305XR.....179 | S3600RXJ.....118 | S6009SL.....153 | S6063XJ.....143 |
| S2610XJ.....193 | S3400LXC.....118 | S4307.....183 | S3600RXX.....118 | S601.....193 | S6063XK.....143 |
| S2610XN.....193 | S3400LXE.....118 | S4308.....180 | S3600RXN.....118 | S6010.....153 | S6063XN.....143 |
| S2610XR.....193 | S3400LXJ.....118 | S4308SL.....174 | S3600RXR.....118 | S6013.....185 | S6063XR.....143 |
| S262.....182 | S3400LXK.....118 | S4310.....177 | S5700XCSL.....118 | S6014.....185 | S606SL.....149 |
| S2620.....192 | S3400LXN.....118 | S4311.....176 | S5700XE.....117 | S6015SL.....150 | S606XC.....192 |
| S262XC.....178 | S3400LXR.....118 | S4314.....167 | S5700XESL.....118 | S601XC.....193 | S606XCSSL.....143 |
| S262XE.....178 | S3401L.....199 | S4315.....184 | S5700XJ.....117 | S601XCSSL.....144 | S606XE.....192 |
| S262XJ.....178 | S3487SL.....183 | S4316.....174 | S5700XJSL.....118 | S601XE.....193 | S606XESL.....143 |
| S262XK.....178 | S3487XCSL.....179 | S4320.....175 | S5700XK.....117 | S601XESL.....144 | S606XJ.....192 |
| S262XN.....178 | S3487XESL.....179 | S4321.....183 | S5700XKSL.....118 | S601XJ.....193 | S606XJSL.....143 |
| S262XR.....178 | S3487XJSL.....179 | S4323.....175 | S5700XN.....117 | S601XJSL.....144 | S606XN.....192 |
| S2630.....191 | S3487XKSL.....179 | S4324.....170 | S5700XNSL.....118 | S601XKSL.....144 | S606XNSL.....143 |
| S263SL.....183 | S3487XNSL.....179 | S4325.....169 | S5700XR.....117 | S601XN.....193 | S606XR.....192 |
| S263XCSSL.....179 | S3487XRSL.....179 | S4326.....173 | S5700XRSL.....118 | S601XNSL.....144 | S606XRSL.....143 |
| S263XESL.....179 | S35.....169 | S4327.....171 | S5701.....199 | S601XR.....193 | S607.....193 |
| S263XJSL.....179 | S83400L.....121 | S4328.....169 | S5705.....121 | S601XRSL.....144 | S6070.....135 |
| S263XKSL.....179 | S3400R.....122 | S4329.....172 | S5705XC.....117 | S602.....191 | S6070SL.....135 |
| S263XNSL.....179 | S83400R.....122 | S4330.....172 | S5705XJ.....117 | S6021.....184 | S6071.....154 |
| S263XRSL.....179 | S3500R.....122 | S3601R.....199 | S5705XK.....117 | S6021XC.....179 | S6071SL.....154 |
| S2640.....192 | S3400RXC.....118 | S45.....199 | S5705XJ.....117 | S6021XE.....179 | S6072.....154 |
| S2650.....191 | S3400RXE.....118 | S4521.....157 | S5705XN.....117 | S6021XJ.....179 | S6073.....171 |
| S2660.....191 | S3400RXJ.....118 | S4521SL.....157 | S5705XR.....117 | S6021XK.....179 | S6074.....171 |
| S2670.....191 | S3400RXK.....118 | S4525.....157 | S571.....137 | S6021XN.....179 | S6075.....172 |
| S289.....186 | S3400RXN.....118 | S4525SL.....157 | S5710.....121 | S6021XR.....179 | S6076.....172 |
| S289XC.....186 | S3400RXR.....118 | S454.....196 | S5710SL.....122 | S6022.....182 | S607SL.....149 |
| S289XE.....186 | S3500LXC.....118 | S4570SL.....131 | S5710XC.....117 | S6022XC.....178 | S607XC.....193 |
| S289XJ.....186 | S3500LXE.....118 | S476.....157 | S5710XCSL.....118 | S6022XE.....178 | S607XCSSL.....143 |
| S289XK.....186 | S3500LXJ.....118 | S4800.....200 | S5710XE.....117 | S6022XJ.....178 | S607XE.....193 |
| S289XN.....186 | S3500LXK.....118 | S4810.....129 | S5710XESL.....118 | S6022XK.....178 | S607XESL.....143 |
| S289XR.....186 | S3500LXN.....118 | S4810SL.....129 | S5710XJ.....117 | S6022XN.....178 | S607XJ.....193 |
| S291.....185 | S3500LXO.....118 | S4810XC.....128 | S5710XJSL.....118 | S6022XR.....178 | S607XJSL.....143 |
| S291SL.....171 | S3401R.....199 | S4810XCSSL.....128 | S5710XK.....117 | S6025.....169 | S607XN.....193 |
| S292.....185 | S3501L.....199 | S4810XE.....128 | S5710XKSL.....118 | S6026.....174 | S607XNSL.....143 |
| S292SL.....172 | S3520.....192 | S4810XESL.....128 | S5710XN.....117 | S6029.....171 | S607XR.....193 |
| S294.....185 | S83500R.....122 | S4810XJ.....128 | S5710XNSL.....118 | S602SL.....135 | S607XRSL.....143 |
| S294SL.....169 | S3500L.....122 | S4810XJSL.....128 | S5710XR.....117 | S6030.....172 | S608.....193 |
| S296.....197 | S83500L.....122 | S4810XN.....128 | S5710XRSL.....118 | S6031.....169 | S6080.....166 |
| S296XC.....197 | S3600L.....122 | S4810XNSL.....128 | S5715.....121 | S6032.....167 | S6082.....165 |
| S296XE.....197 | S3500RXC.....118 | S4810XR.....128 | S5715XC.....117 | S6034.....180 | S6084.....165 |
| S296XJ.....197 | S3500RXE.....118 | S4810XRSL.....128 | S5715XE.....117 | S6035.....180 | S6085.....164 |
| S296XK.....197 | S3500RXJ.....118 | S4812.....129 | S5715XJ.....117 | S6036.....175 | S608XC.....193 |
| S296XN.....197 | S3500RXK.....118 | S4812SL.....129 | S5715XK.....117 | S604.....191 | S608XE.....193 |
| S296XR.....197 | S3500RXN.....118 | S4812XC.....128 | S5715XN.....117 | S6041.....184 | S608XJ.....193 |
| S30.....184 | S3500RXR.....118 | S4812XCSSL.....128 | S5715XR.....117 | S6041XC.....179 | S608XN.....193 |
| S308SL.....149 | S3600LXC.....118 | S4812XE.....128 | S5720.....121 | S6041XE.....179 | S608XR.....193 |
| S308XCSSL.....143 | S3600LXE.....118 | S4812XESL.....128 | S5720SL.....122 | S6041XJ.....179 | S609.....191 |
| S308XESL.....143 | S3600LXJ.....118 | S4812XJ.....128 | S5720XC.....117 | S6041XK.....179 | S6090.....137 |
| S308XJSL.....143 | S3600LXK.....118 | S4812XJSL.....128 | S5720XCSSL.....118 | S6041XN.....179 | S6091.....154 |
| S308XKSL.....143 | S3600LXN.....118 | S4812XN.....128 | S5720XE.....117 | S6041XR.....179 | S6091SL.....154 |
| S308XNSL.....143 | S3600LXR.....118 | S4812XNSL.....128 | S5720XESL.....118 | S6042.....183 | S6092.....153 |
| S308XRSL.....143 | S3501R.....199 | S4812XR.....128 | S5720XJ.....117 | S6042XC.....178 | S6092SL.....153 |
| S30XC.....179 | S3601L.....199 | S4812XRSL.....128 | S5720XJSL.....118 | S6042XE.....178 | S6093.....134 |
| S30XE.....179 | S369.....133 | S4813.....129 | S5720XK.....117 | S6042XJ.....178 | S6094.....136 |
| S30XJ.....179 | S37.....174 | S4813XC.....128 | S5720XKSL.....118 | S6042XK.....178 | S6095.....137 |
| S30XK.....179 | S386.....177 | S4813XE.....128 | S5720XN.....117 | S6042XN.....178 | S6100.....134 |
| S30XN.....179 | S387.....177 | S4813XJ.....128 | S5720XNSL.....118 | S6042XR.....178 | S6100SL.....134 |
| S30XR.....179 | S387SL.....177 | S4813XN.....128 | S5720XR.....117 | S6045.....169 | S6101.....170 |
| S31.....200 | S389.....157 | S4813XR.....128 | S5720XRSL.....118 | S6046.....174 | S6101SL.....170 |
| S310.....131 | S392.....177 | S4814.....129 | S5721.....199 | S6049.....171 | S6102.....153 |
| S32.....183 | S393.....189 | S4814XC.....128 | S5725.....121 | S604SL.....133 | S6102SL.....153 |
| S3200.....126 | S394.....177 | S4814XE.....128 | S5725XC.....117 | S605.....193 | S6103.....153 |
| S3200SL.....126 | S398.....186 | S4814XJ.....128 | S5725XE.....117 | S6050.....172 | S6104.....185 |
| S3200XC.....125 | S4070SL.....137 | S4814XN.....128 | S5725XJ.....117 | S6051.....169 | S6106.....170 |
| S3200XCSSL.....125 | S41.....171 | S4814XR.....128 | S5725XK.....117 | S6052.....167 | S6107.....170 |
| S3200XE.....125 | S416SL.....137 | S4816.....129 | S5725XN.....117 | S6054.....181 | S6108.....170 |
| S3200XESL.....125 | S42.....172 | S4816XC.....128 | S5725XR.....117 | S6055.....180 | S6124SL.....149 |
| S3200XJ.....125 | S4200.....126 | S4816XE.....128 | S5725SL.....137 | S6056.....175 | S6124XCSSL.....143 |
| S3200XJSL.....125 | S4200SL.....126 | S4816XJ.....128 | S573SL.....137 | S605SL.....149 | S6124XESL.....143 |
| S3200XN.....125 | S4200XC.....125 | S4816XN.....128 | S574.....136 | S605XC.....192 | S6124XJSL.....143 |
| S3200XNSL.....125 | S4200XCSSL.....125 | S4816XR.....128 | S575.....173 | S605XCSSL.....143 | S6124XNSL.....143 |
| S3200XR.....125 | S4200XE.....125 | S507.....188 | S577.....173 | S605XE.....192 | S6124XRSL.....143 |
| S3200XRSL.....125 | S4200XESL.....125 | S508.....192 | S579.....173 | S605XESL.....143 | S6125SL.....149 |
| S32XC.....178 | S4200XJ.....125 | S529.....155 | S581.....173 | S605XJ.....192 | S6125XCSSL.....143 |
| S32XE.....178 | S4200XJSL.....125 | S5425.....159 | S583SL.....173 | S605XJSL.....143 | S6125XESL.....143 |
| S32XJ.....178 | S4200XN.....125 | S5425SL.....159 | S585.....185 | S605XN.....192 | S6125XJSL.....143 |
| S32XK.....178 | S4200XNSL.....125 | S543.....155 | S5870SL.....136 | S605XNSL.....143 | S6125XNSL.....143 |
| S32XN.....178 | S4200XR.....125 | S545SL.....155 | S600.....200 | S605XR.....192 | S6125XRSL.....143 |
| S32XR.....178 | S4200XRSL.....125 | S549.....188 | S6000.....167 | S605XRSL.....143 | S6126SL.....149 |
| S3300.....122 | S426.....174 | S5700.....121 | S6000SL.....167 | S606.....193 | S6126XCSSL.....143 |
| S3300XC.....118 | S43.....175 | S83600L.....122 | S6002.....131 | S6061.....145 | S6126XESL.....143 |
| S3300XE.....118 | S430.....185 | S3600R.....122 | S6002SL.....131 | S6062.....149 | S6126XJSL.....143 |
| S3300XJ.....118 | S4305XC.....179 | S83600R.....122 | S6006.....169 | S6062SL.....150 | S6126XNSL.....143 |
| S3300XK.....118 | S4305XE.....179 | S5700SL.....122 | S6006SL.....170 | S6063.....148 | S6126XRSL.....143 |

| | | | | | | | | | | | |
|----------------|-----|-----------------|-----|----------------|-----|------------------|-----|-----------------|-----|---------------|-----|
| S6128SL..... | 145 | S773..... | 165 | S81654..... | 176 | S82382SL..... | 141 | S83200XRSL..... | 125 | S84305XK..... | 179 |
| S6130SL..... | 132 | S774..... | 165 | S81654SL..... | 176 | S82385..... | 142 | S8321..... | 183 | S84305XN..... | 179 |
| S6131SL..... | 134 | S80..... | 163 | S81656..... | 176 | S82385SL..... | 142 | S8321XC..... | 178 | S84305XR..... | 179 |
| S6132SL..... | 138 | S8000..... | 122 | S817..... | 133 | S82389..... | 140 | S8321XE..... | 178 | S84308..... | 180 |
| S6134SL..... | 133 | S8000-12..... | 121 | S818..... | 150 | S82389SL..... | 140 | S8321XJ..... | 178 | S84309..... | 182 |
| S6135SL..... | 135 | S8000-18..... | 121 | S81828..... | 149 | S82600..... | 119 | S8321XK..... | 178 | S84310..... | 177 |
| S6200..... | 126 | S8000-9..... | 121 | S818XC..... | 144 | S82610..... | 193 | S8321XN..... | 178 | S84311..... | 176 |
| S6200SL..... | 126 | S8000SL..... | 124 | S818XE..... | 144 | S82610XC..... | 193 | S8321XR..... | 178 | S84312..... | 183 |
| S6200XC..... | 125 | S8000SL..... | 129 | S818XJ..... | 144 | S82610XE..... | 193 | S8322..... | 182 | S84313..... | 182 |
| S6200XCSL..... | 125 | S8000XC..... | 119 | S818XK..... | 144 | S82610XJ..... | 193 | S8323..... | 182 | S84314..... | 167 |
| S6200XE..... | 125 | S8000XCSL..... | 123 | S818XN..... | 144 | S82610XN..... | 193 | S8324..... | 182 | S84315..... | 184 |
| S6200XESL..... | 125 | S8000XCSL..... | 128 | S818XR..... | 144 | S82610XR..... | 193 | S8325..... | 183 | S84316..... | 174 |
| S6200XJ..... | 125 | S8000XE..... | 119 | S81929P..... | 184 | S82620..... | 192 | S8326..... | 182 | S84318..... | 182 |
| S6200XJSL..... | 125 | S8000XESL..... | 123 | S81929PXC..... | 179 | S82630..... | 191 | S8327..... | 182 | S84319..... | 168 |
| S6200XN..... | 125 | S8000XESL..... | 128 | S81929PX..... | 179 | S82640..... | 192 | S8328..... | 182 | S84320..... | 175 |
| S6200XNSL..... | 125 | S8000XJ..... | 119 | S81929PXJ..... | 179 | S82650..... | 191 | S832XC..... | 178 | S84321..... | 183 |
| S6200XR..... | 125 | S8000XJSL..... | 123 | S81929PXK..... | 179 | S82660..... | 191 | S832XE..... | 178 | S84322..... | 178 |
| S6200XRSL..... | 125 | S8000XJSL..... | 128 | S81929PXN..... | 179 | S82670..... | 191 | S832XJ..... | 178 | S84323..... | 175 |
| S6201SL..... | 127 | S8000XK..... | 119 | S81929PXR..... | 179 | S828..... | 149 | S832XK..... | 178 | S84324..... | 170 |
| S6240..... | 127 | S8000XKSL..... | 123 | S81933P..... | 167 | S829..... | 145 | S832XN..... | 178 | S84325..... | 169 |
| S6240SL..... | 127 | S8000XKSL..... | 128 | S81935P..... | 168 | S829SL..... | 145 | S832XR..... | 178 | S84326..... | 173 |
| S626..... | 138 | S8000XN..... | 119 | S81936P..... | 168 | S829SL..... | 162 | S833..... | 169 | S84327..... | 171 |
| S6500..... | 139 | S8000XNSL..... | 123 | S81937P..... | 169 | S82XC..... | 158 | S83300..... | 122 | S84328..... | 169 |
| S6500SL..... | 139 | S8000XNSL..... | 128 | S81938P..... | 171 | S82XCNSL..... | 159 | S83300XC..... | 118 | S84329..... | 172 |
| S6520..... | 192 | S8000XR..... | 119 | S81939P..... | 170 | S82XE..... | 158 | S83300XE..... | 118 | S84330..... | 172 |
| S6534..... | 189 | S8000XRSL..... | 123 | S81940P..... | 171 | S82XESL..... | 159 | S83300XJ..... | 118 | S84331..... | 157 |
| S6536..... | 176 | S8000XRSL..... | 128 | S81941P..... | 172 | S82XJ..... | 158 | S83300XK..... | 118 | S84332..... | 157 |
| S6550..... | 139 | S807..... | 186 | S81942P..... | 174 | S82XJSL..... | 159 | S83300XN..... | 118 | S84333..... | 157 |
| S6550SL..... | 139 | S807XC..... | 186 | S81983..... | 172 | S82XK..... | 158 | S83300XR..... | 118 | S84334..... | 157 |
| S6560..... | 175 | S807XE..... | 186 | S82..... | 161 | S82XKSL..... | 159 | S83301..... | 199 | S84335..... | 158 |
| S6565..... | 175 | S807XJ..... | 186 | S820..... | 137 | S82XN..... | 158 | S83400LXC..... | 118 | S84336..... | 158 |
| S6565SL..... | 176 | S807XK..... | 186 | S8200..... | 199 | S82XNSL..... | 159 | S83400LXE..... | 118 | S84337..... | 132 |
| S6568..... | 175 | S807XN..... | 186 | S8201..... | 200 | S82XR..... | 158 | S83400LXJ..... | 118 | S84338..... | 177 |
| S6570..... | 196 | S807XR..... | 186 | S8202SL..... | 162 | S82XRSL..... | 159 | S83400LXK..... | 118 | S84339..... | 200 |
| S6572..... | 186 | S808..... | 149 | S8204SL..... | 162 | S830..... | 184 | S83400LXN..... | 118 | S84340..... | 129 |
| S6575..... | 166 | S808SL..... | 149 | S8207SL..... | 162 | S830XC..... | 179 | S83400LXR..... | 118 | S84341..... | 129 |
| S6576..... | 166 | S80XC..... | 159 | S821..... | 136 | S830XE..... | 179 | S83401L..... | 199 | S84342..... | 128 |
| S6577..... | 166 | S80XE..... | 159 | S82103..... | 124 | S830XJ..... | 179 | S83400RXC..... | 118 | S84343..... | 128 |
| S6580..... | 156 | S80XJ..... | 159 | S82103XC..... | 123 | S830XK..... | 179 | S83400RXE..... | 118 | S84344..... | 128 |
| S6580SL..... | 156 | S80XK..... | 159 | S82103XE..... | 123 | S830XN..... | 179 | S83400RXJ..... | 118 | S84345..... | 128 |
| S6582..... | 156 | S80XN..... | 159 | S82103XJ..... | 123 | S830XR..... | 179 | S83400RXK..... | 118 | S84346..... | 128 |
| S668..... | 132 | S80XR..... | 159 | S82103XK..... | 123 | S831..... | 200 | S83400RXN..... | 118 | S84347..... | 128 |
| S682..... | 159 | S810..... | 200 | S82103XN..... | 123 | S8310..... | 162 | S83400RXR..... | 118 | S84348..... | 128 |
| S685L..... | 122 | S81000..... | 200 | S82103XR..... | 123 | S8310SL..... | 162 | S83500LXC..... | 118 | S84349..... | 128 |
| S685LXC..... | 118 | S81086SL..... | 150 | S82104..... | 124 | S8311..... | 161 | S83500LXE..... | 118 | S84350..... | 128 |
| S685LXE..... | 118 | S81086XCSL..... | 144 | S82105..... | 124 | S8311SL..... | 162 | S83500LXJ..... | 118 | S84351..... | 128 |
| S685LXJ..... | 118 | S81086XESL..... | 144 | S82105XC..... | 123 | S83120..... | 190 | S83500LXK..... | 118 | S84352..... | 129 |
| S685LXK..... | 118 | S81086XJSL..... | 144 | S82105XE..... | 123 | S831203..... | 190 | S83500LXN..... | 118 | S84353..... | 129 |
| S685LXN..... | 118 | S81086XKSL..... | 144 | S82105XJ..... | 123 | S831203XC..... | 189 | S83500LXR..... | 118 | S84354..... | 128 |
| S685LXR..... | 118 | S81086XNSL..... | 144 | S82105XK..... | 123 | S831203XE..... | 189 | S83401R..... | 199 | S84355..... | 128 |
| S685R..... | 122 | S81086XRSL..... | 144 | S82105XN..... | 123 | S831203XJ..... | 189 | S83501L..... | 199 | S84356..... | 128 |
| S685RXC..... | 118 | S81100..... | 199 | S82105XR..... | 123 | S831203XK..... | 189 | S83540..... | 192 | S84357..... | 128 |
| S685RXE..... | 118 | S81186SL..... | 149 | S82106..... | 124 | S831203XN..... | 189 | S83500RXC..... | 118 | S84358..... | 128 |
| S685RXJ..... | 118 | S8120..... | 200 | S82106XC..... | 123 | S831203XR..... | 189 | S83500RXE..... | 118 | S84359..... | 128 |
| S685RXK..... | 118 | S81208..... | 149 | S82106XE..... | 123 | S83120XC..... | 190 | S83500RXJ..... | 118 | S84360..... | 128 |
| S685RXN..... | 118 | S81225..... | 145 | S82106XJ..... | 123 | S83120XE..... | 190 | S83500RXK..... | 118 | S84361..... | 128 |
| S685RXR..... | 118 | S8132..... | 180 | S82106XK..... | 123 | S83120XJ..... | 190 | S83500RXN..... | 118 | S84362..... | 128 |
| S691..... | 121 | S8132SL..... | 180 | S82106XN..... | 123 | S83120XK..... | 190 | S83500RXR..... | 118 | S84363..... | 128 |
| S691XC..... | 117 | S814..... | 132 | S82106XR..... | 123 | S83120XN..... | 190 | S83600LXC..... | 118 | S84364..... | 129 |
| S691XE..... | 117 | S8140..... | 150 | S82107..... | 124 | S83120XR..... | 190 | S83600LXE..... | 118 | S84365..... | 128 |
| S691XJ..... | 117 | S81401..... | 124 | S82107XC..... | 123 | S8313..... | 162 | S83600LXJ..... | 118 | S84366..... | 128 |
| S691XK..... | 117 | S81405..... | 183 | S82107XE..... | 123 | S8313SL..... | 162 | S83600LXK..... | 118 | S84367..... | 128 |
| S691XN..... | 117 | S8140STC..... | 197 | S82107XJ..... | 123 | S83142..... | 189 | S83600LXN..... | 118 | S84368..... | 128 |
| S691XR..... | 117 | S8140XC..... | 144 | S82107XK..... | 123 | S83143..... | 187 | S83600LXR..... | 118 | S84369..... | 128 |
| S6975..... | 192 | S8140XE..... | 144 | S82107XN..... | 123 | S83147..... | 188 | S83501R..... | 199 | S84370..... | 129 |
| S704..... | 195 | S8140XJ..... | 144 | S82107XR..... | 123 | S83149..... | 188 | S83601L..... | 199 | S84371..... | 128 |
| S707..... | 194 | S8140XK..... | 144 | S82200..... | 124 | S83152..... | 187 | S837..... | 174 | S84372..... | 128 |
| S708..... | 195 | S8140XN..... | 144 | S82200XC..... | 123 | S83153..... | 187 | S8386..... | 177 | S84373..... | 128 |
| S709..... | 165 | S8140XR..... | 144 | S82200XE..... | 123 | S83154..... | 188 | S8386SL..... | 177 | S84374..... | 128 |
| S7125SL..... | 183 | S8141..... | 190 | S82200XJ..... | 123 | S83155..... | 188 | S8387..... | 177 | S84375..... | 128 |
| S721..... | 194 | S8144..... | 183 | S82200XK..... | 123 | S8316..... | 162 | S8390..... | 189 | S84376..... | 129 |
| S735..... | 195 | S8145..... | 183 | S82200XN..... | 123 | S8317..... | 196 | S8392..... | 177 | S84377..... | 128 |
| S736..... | 194 | S8145SL..... | 183 | S82200XR..... | 123 | S8318..... | 183 | S84200..... | 126 | S84378..... | 128 |
| S745..... | 195 | S8149..... | 174 | S82213..... | 141 | S8319..... | 183 | S84200SL..... | 126 | S84379..... | 128 |
| S751SL..... | 163 | S8145SL..... | 132 | S82213SL..... | 141 | S832..... | 183 | S84200XC..... | 125 | S84380..... | 128 |
| S751XCNSL..... | 159 | S815..... | 132 | S82223..... | 140 | S8320..... | 183 | S84200XCSL..... | 125 | S84381..... | 128 |
| S751XESL..... | 159 | S816..... | 131 | S82223SL..... | 140 | S83200..... | 126 | S84200XE..... | 125 | S84382..... | 124 |
| S751XJSL..... | 159 | S81645..... | 196 | S82233..... | 142 | S83200SL..... | 126 | S84200XESL..... | 125 | S84383..... | 129 |
| S751XKSL..... | 159 | S81646..... | 157 | S82233SL..... | 142 | S83200XC..... | 125 | S84200XJ..... | 125 | S84384..... | 123 |
| S751XNSL..... | 159 | S81646SL..... | 157 | S82250..... | 124 | S83200XCNSL..... | 125 | S84200XJSL..... | 125 | S84385..... | 128 |
| S751XRSL..... | 159 | S81649..... | 189 | S822XC..... | 158 | S83200XE..... | 125 | S84200XN..... | 125 | S84386..... | 123 |
| S752..... | 195 | S81650..... | 192 | S822XE..... | 158 | S83200XESL..... | 125 | S84200XNSL..... | 125 | S84387..... | 128 |
| S755..... | 200 | S81651..... | 139 | S822XJ..... | 158 | S83200XJ..... | 125 | S84200XR..... | 125 | S84388..... | 123 |
| S757SL..... | 155 | S81651SL..... | 139 | S822XK..... | 158 | S83200XJSL..... | 125 | S84200XRSL..... | 125 | S84389..... | 128 |
| S758SL..... | 152 | S81652..... | 139 | S822XN..... | 158 | S83200XN..... | 125 | S84305XC..... | 179 | S84390..... | 123 |
| S770..... | 166 | S81652SL..... | 139 | S822XR..... | 158 | S83200XNSL..... | 125 | S84305XE..... | 179 | S84391..... | 128 |
| S771..... | 164 | S81653..... | 176 | S82382..... | 141 | S83200XR..... | 125 | S84305XJ..... | 179 | S84392..... | 123 |

Fiber-Classic® & Smooth-Star® *Continued*

| | | | | | | | | | |
|------------------|-----|------------------|-----|------------------|-----|----------------|-----|---------------|-----|
| S84886XNSL..... | 128 | S85715..... | 121 | S8601SL..... | 150 | S86570..... | 196 | S896XE..... | 197 |
| S84886XRSL..... | 123 | S85715XC..... | 117 | S8601XCSSL..... | 144 | S86580..... | 156 | S896XJ..... | 197 |
| S84886XRSL..... | 128 | S85715XE..... | 117 | S8601XESL..... | 144 | S86580SL..... | 156 | S896XK..... | 197 |
| S8489..... | 178 | S85715XJ..... | 117 | S8601XJSL..... | 144 | S8675SL..... | 183 | S896XN..... | 197 |
| S8498..... | 177 | S85715XK..... | 117 | S8601XKSL..... | 144 | S867SL..... | 175 | S896XR..... | 197 |
| S8498SL..... | 178 | S85715XN..... | 117 | S8601XNSL..... | 144 | S8682..... | 159 | S897..... | 200 |
| S8508..... | 192 | S85715XR..... | 117 | S8601XRSL..... | 144 | S8682SL..... | 159 | S89701..... | 175 |
| S85225SL..... | 122 | S85720..... | 121 | S8602..... | 191 | S8685L..... | 122 | S8971..... | 180 |
| S83600RXC..... | 118 | S85720SL..... | 200 | S86021..... | 184 | S8685LXC..... | 118 | S8972..... | 190 |
| S83600RXE..... | 118 | S85720XC..... | 117 | S86021XC..... | 179 | S8685LXE..... | 118 | S898..... | 162 |
| S83600RXJ..... | 118 | S85720XCSSL..... | 200 | S86021XE..... | 179 | S8685LXJ..... | 118 | S898SL..... | 162 |
| S83600RXK..... | 118 | S85720XE..... | 117 | S86021XJ..... | 179 | S8685LXK..... | 118 | S90..... | 163 |
| S83600RXN..... | 118 | S85720XESL..... | 200 | S86021XK..... | 179 | S8685LXN..... | 118 | S902..... | 156 |
| S83600RXR..... | 118 | S85720XJ..... | 117 | S86021XN..... | 179 | S8685LXR..... | 118 | S902SL..... | 156 |
| S85225XCSSL..... | 119 | S85720XJSL..... | 200 | S86021XR..... | 179 | S8685R..... | 122 | S90SL..... | 124 |
| S85225XESL..... | 119 | S85720XK..... | 117 | S86022XC..... | 178 | S8685RXC..... | 118 | S90XC..... | 159 |
| S85225XJSL..... | 119 | S85720XKSL..... | 200 | S86022XE..... | 178 | S8685RXE..... | 118 | S90XE..... | 159 |
| S85225XKSL..... | 119 | S85720XN..... | 117 | S86022XJ..... | 178 | S8685RXJ..... | 118 | S90XJ..... | 159 |
| S85225XNSL..... | 119 | S85720XNSL..... | 200 | S86022XK..... | 178 | S8685RXK..... | 118 | S90XK..... | 159 |
| S85225XRSL..... | 119 | S85720XR..... | 117 | S86022XN..... | 178 | S8685RXN..... | 118 | S90XN..... | 159 |
| S85226SL..... | 121 | S85720XRSL..... | 200 | S86022XR..... | 178 | S8685RXR..... | 118 | S90XR..... | 159 |
| S85226XCSSL..... | 117 | S83601R..... | 199 | S86025..... | 169 | S8691..... | 121 | S91..... | 152 |
| S85226XESL..... | 117 | S85701..... | 199 | S86026..... | 174 | S8691XC..... | 117 | S912..... | 155 |
| S85226XJSL..... | 117 | S85721..... | 199 | S86027..... | 168 | S8691XE..... | 117 | S916..... | 132 |
| S85226XKSL..... | 117 | S85725..... | 121 | S86029..... | 171 | S8691XJ..... | 117 | S916SL..... | 132 |
| S85226XNSL..... | 117 | S85725XC..... | 117 | S8602SL..... | 134 | S8691XK..... | 117 | S91SL..... | 152 |
| S85226XRSL..... | 117 | S85725XE..... | 117 | S86030..... | 172 | S8691XN..... | 117 | S92..... | 162 |
| S85227SL..... | 122 | S85725XJ..... | 117 | S86031..... | 169 | S8691XR..... | 117 | S9200..... | 126 |
| S85227XCSSL..... | 118 | S85725XK..... | 117 | S86032..... | 167 | S86975..... | 192 | S9200XC..... | 125 |
| S85227XESL..... | 118 | S85725XN..... | 117 | S86035..... | 180 | S8704..... | 195 | S9200XE..... | 125 |
| S85227XJSL..... | 118 | S85725XR..... | 117 | S86036..... | 175 | S8707..... | 194 | S9200XJ..... | 125 |
| S85227XKSL..... | 118 | S8572SL..... | 137 | S8604..... | 191 | S8708..... | 195 | S9200XN..... | 125 |
| S85227XNSL..... | 118 | S8573SL..... | 137 | S8605..... | 193 | S8721..... | 194 | S9200XR..... | 125 |
| S85227XRSL..... | 118 | S8574..... | 136 | S8605SL..... | 149 | S8735..... | 195 | S925..... | 190 |
| S85228SL..... | 122 | S8575..... | 173 | S8605XC..... | 192 | S8736..... | 194 | S92SL..... | 124 |
| S85228XCSSL..... | 118 | S8579..... | 173 | S8605XE..... | 192 | S8745..... | 195 | S92XC..... | 158 |
| S85228XESL..... | 118 | S8581..... | 173 | S8605XJ..... | 192 | S8752..... | 195 | S92XE..... | 158 |
| S85228XJSL..... | 118 | S8583SL..... | 173 | S8605XN..... | 192 | S880..... | 163 | S92XJ..... | 158 |
| S85228XKSL..... | 118 | S85892..... | 131 | S8605XR..... | 192 | S880SL..... | 163 | S92XK..... | 158 |
| S85228XNSL..... | 118 | S85892SL..... | 131 | S8606..... | 193 | S880XC..... | 159 | S92XN..... | 158 |
| S85228XRSL..... | 118 | S85893..... | 133 | S8606SL..... | 149 | S880XCSSL..... | 159 | S92XR..... | 158 |
| S85229SL..... | 122 | S85893SL..... | 133 | S8606XC..... | 192 | S880XE..... | 159 | S93..... | 199 |
| S85229XCSSL..... | 118 | S85895..... | 137 | S8606XE..... | 192 | S880XESL..... | 159 | S9320..... | 190 |
| S85229XESL..... | 118 | S85895SL..... | 137 | S8606XJ..... | 192 | S880XJ..... | 159 | S93203..... | 190 |
| S85229XJSL..... | 118 | S85896..... | 136 | S8606XN..... | 192 | S880XJSL..... | 159 | S93203XC..... | 189 |
| S85229XKSL..... | 118 | S85896SL..... | 136 | S8606XR..... | 192 | S880XK..... | 159 | S93203XE..... | 189 |
| S85229XNSL..... | 118 | S85897..... | 170 | S8607..... | 193 | S880XKSL..... | 159 | S93203XJ..... | 189 |
| S85229XRSL..... | 118 | S85898..... | 153 | S8607A..... | 171 | S880XN..... | 159 | S93203XK..... | 189 |
| S85230SL..... | 200 | S85898SL..... | 153 | S8607SL..... | 149 | S880XNSL..... | 159 | S93203XN..... | 189 |
| S8529..... | 155 | S85901..... | 154 | S8607XC..... | 193 | S880XR..... | 159 | S93203XR..... | 189 |
| S8545SL..... | 155 | S85902..... | 155 | S8607XE..... | 193 | S880XRSL..... | 159 | S9320XC..... | 190 |
| S85700..... | 121 | S85902SL..... | 155 | S8607XJ..... | 193 | S881..... | 162 | S9320XE..... | 190 |
| S85700SL..... | 200 | S85905..... | 167 | S8607XN..... | 193 | S881SL..... | 162 | S9320XJ..... | 190 |
| S85700XC..... | 117 | S85907..... | 168 | S8607XR..... | 193 | S881XC..... | 158 | S9320XK..... | 190 |
| S85700XCSSL..... | 200 | S85908..... | 171 | S8608..... | 193 | S881XCSSL..... | 159 | S9320XN..... | 190 |
| S85700XE..... | 117 | S85909..... | 172 | S8608XC..... | 193 | S881XE..... | 158 | S9320XR..... | 190 |
| S85700XESL..... | 200 | S85910SL..... | 184 | S8608XE..... | 193 | S881XESL..... | 159 | S9342..... | 189 |
| S85700XJ..... | 117 | S85910XCSSL..... | 179 | S8608XJ..... | 193 | S881XJ..... | 158 | S9343..... | 187 |
| S85700XJSL..... | 200 | S85910XESL..... | 179 | S8608XN..... | 193 | S881XJSL..... | 159 | S9347..... | 188 |
| S85700XK..... | 117 | S85910XJSL..... | 179 | S8608XR..... | 193 | S881XK..... | 158 | S9349..... | 188 |
| S85700XKSL..... | 200 | S85910XKSL..... | 179 | S8609..... | 191 | S881XKSL..... | 159 | S9352..... | 187 |
| S85700XN..... | 117 | S85910XNSL..... | 179 | S86107..... | 170 | S881XN..... | 158 | S9353..... | 187 |
| S85700XNSL..... | 200 | S85910XRSL..... | 179 | S86200..... | 126 | S881XNSL..... | 159 | S9354..... | 188 |
| S85700XR..... | 117 | S85912SL..... | 167 | S86200SL..... | 126 | S881XR..... | 158 | S9355..... | 188 |
| S85700XRSL..... | 200 | S85914SL..... | 168 | S86200XC..... | 125 | S881XRSL..... | 159 | S95..... | 152 |
| S85705..... | 121 | S85915SL..... | 169 | S86200XCSSL..... | 125 | S882..... | 162 | S960..... | 200 |
| S85705XC..... | 117 | S85916SL..... | 170 | S86200XE..... | 125 | S887..... | 152 | S97..... | 155 |
| S85705XE..... | 117 | S85917SL..... | 171 | S86200XESL..... | 125 | S887SL..... | 152 | S971..... | 180 |
| S85705XJ..... | 117 | S85918SL..... | 170 | S86200XJ..... | 125 | S888..... | 152 | S972..... | 167 |
| S85705XK..... | 117 | S85920SL..... | 174 | S86200XJSL..... | 125 | S888SL..... | 152 | S973..... | 170 |
| S85705XN..... | 117 | S85922SL..... | 172 | S86200XN..... | 125 | S891..... | 153 | S975..... | 151 |
| S85705XR..... | 117 | S85924SL..... | 149 | S86200XNSL..... | 125 | S891SL..... | 153 | S975SL..... | 151 |
| S8571..... | 137 | S85925SL..... | 149 | S86200XR..... | 125 | S892..... | 154 | S977..... | 152 |
| S85710..... | 121 | S85926SL..... | 149 | S86200XRSL..... | 125 | S89200..... | 126 | S979..... | 151 |
| S85710SL..... | 200 | S85927SL..... | 131 | S86201SL..... | 127 | S89200XC..... | 125 | S981..... | 152 |
| S85710XC..... | 117 | S85928SL..... | 145 | S86240..... | 127 | S89200XE..... | 125 | S982..... | 153 |
| S85710XCSSL..... | 200 | S85930SL..... | 137 | S86240SL..... | 127 | S89200XJ..... | 125 | S983..... | 154 |
| S85710XE..... | 117 | S85931SL..... | 133 | S86500..... | 139 | S89200XN..... | 125 | S992..... | 166 |
| S85710XESL..... | 200 | S85932SL..... | 135 | S86500SL..... | 139 | S89200XR..... | 125 | S997..... | 164 |
| S85710XJ..... | 117 | S85934SL..... | 136 | S86520..... | 192 | S892SL..... | 154 | S999..... | 165 |
| S85710XJSL..... | 200 | S8600..... | 200 | S86533..... | 189 | S893..... | 170 | SART..... | 201 |
| S85710XK..... | 117 | S8600XC..... | 193 | S86536..... | 176 | S894..... | 151 | | |
| S85710XKSL..... | 200 | S8600XE..... | 193 | S86550..... | 139 | S894SL..... | 151 | | |
| S85710XN..... | 117 | S8600XJ..... | 193 | S86550SL..... | 139 | S895..... | 153 | | |
| S85710XNSL..... | 200 | S8600XN..... | 193 | S86560..... | 175 | S895SL..... | 153 | | |
| S85710XR..... | 117 | S8600XR..... | 193 | S86560SL..... | 176 | S896..... | 197 | | |
| S85710XRSL..... | 200 | S8601..... | 193 | S86565..... | 175 | S896XC..... | 197 | | |

Steel

| | | | | | | | | | | | | | | | | | |
|----------|-------|-----|-----------|-------|-----|------------|-------|-----|----------|-------|-----|-------------|-------|-----|-----------|-------|-----|
| 100 | | 225 | 104XE | | 220 | 19730T | | 231 | 371SLHD | | 218 | 6186SL | | 227 | 8321XJ | | 227 |
| 104 | | 221 | 104XJ | | 220 | 19740T | | 231 | 374HD | | 218 | 6186XCSL | | 214 | 8321XK | | 227 |
| 105 | | 221 | 104XK | | 220 | 19750T | | 231 | 391HD | | 217 | 6186XCSL | | 226 | 8321XN | | 227 |
| 108 | | 215 | 104XN | | 220 | 198SL | | 215 | 391SLHD | | 217 | 6186XESL | | 214 | 8321XR | | 227 |
| 118 | | 215 | 104XR | | 220 | 198SL | | 227 | 395HD | | 220 | 6186XESL | | 226 | 835HD | | 220 |
| 128 | | 215 | 1089SLHD | | 217 | 203HD | | 225 | 395SLHD | | 220 | 6186XJSL | | 214 | 86184SL | | 227 |
| 130 | | 215 | 108XC | | 214 | 205HD | | 225 | 396HD | | 222 | 6186XJSL | | 226 | 86185SL | | 227 |
| 131 | | 221 | 108XE | | 214 | 206HD | | 221 | 397HD | | 220 | 6186XNSL | | 214 | 86186SL | | 227 |
| 137 | | 221 | 108XJ | | 214 | 206HDXC | | 220 | 416SL | | 214 | 6186XNSL | | 226 | 896XC | | 229 |
| 139 | | 213 | 108XK | | 214 | 206HDXE | | 220 | 426HD | | 219 | 6186XRSL | | 214 | 896XE | | 229 |
| 198 | | 215 | 108XN | | 214 | 206HDXJ | | 220 | 430HD | | 222 | 6186XRSL | | 226 | 896XJ | | 229 |
| 310 | | 213 | 108XR | | 214 | 206HD XK | | 220 | 430SLHD | | 219 | 620SL | | 213 | 896XK | | 229 |
| 369 | | 213 | 1101HD | | 221 | 206HDXN | | 220 | 454HD | | 224 | 623HD | | 219 | 896XN | | 229 |
| 571 | | 213 | 1101XCHD | | 220 | 206HDXR | | 220 | 4572SLHD | | 217 | 625HD | | 222 | 896XR | | 229 |
| 610 | | 213 | 1101XEHD | | 220 | 2109HD | | 217 | 469HD | | 217 | 625SLHD | | 219 | 916SL | | 213 |
| 620 | | 213 | 1101XJHD | | 220 | 210HD | | 225 | 469SLHD | | 217 | 626SL | | 214 | 956SLHD | | 216 |
| 626 | | 214 | 1101XKHD | | 220 | 210SLHD | | 221 | 508HD | | 223 | 627HD | | 219 | 959HD | | 217 |
| 800 | | 230 | 1101XNHD | | 220 | 210SLHDXC | | 220 | 5425SL | | 217 | 628HD | | 222 | 959HDXC | | 217 |
| 808 | | 226 | 1101XRHD | | 220 | 210SLHDXE | | 220 | 544HD | | 216 | 628SLHD | | 219 | 959HDXCSL | | 217 |
| 810 | | 230 | 1102HD | | 221 | 210SLHDXJ | | 220 | 546SLHD | | 216 | 630HD | | 218 | 959HDXE | | 217 |
| 818 | | 227 | 1111HD | | 219 | 210SLHDXK | | 220 | 576HD | | 219 | 631HD | | 219 | 959HDXESL | | 217 |
| 828 | | 226 | 1112HD | | 219 | 210SLHDXN | | 220 | 578HD | | 219 | 632SL | | 225 | 959HDXJ | | 217 |
| 829 | | 226 | 1113HD | | 219 | 210SLHDXR | | 220 | 582HD | | 219 | 632SL | | 217 | 959HDXJSL | | 217 |
| 896 | | 230 | 1114HD | | 218 | 2110HD | | 217 | 584SLHD | | 219 | 632XCSL | | 214 | 959HDXK | | 217 |
| 916 | | 213 | 1115HD | | 218 | 2111HD | | 217 | 588HD | | 222 | 632XCSL | | 226 | 959HDXKSL | | 217 |
| 1006 | | 213 | 1116HD | | 218 | 211HD | | 218 | 601HD | | 224 | 632XESL | | 214 | 959HDXN | | 217 |
| 1028 | | 214 | 1117HD | | 218 | 236HD | | 225 | 601XCHD | | 224 | 632XESL | | 226 | 959HDXNSL | | 217 |
| 1029 | | 213 | 1118HD | | 219 | 237HD | | 225 | 601XEHD | | 224 | 632XJSL | | 214 | 959HDXR | | 217 |
| 1200 | | 215 | 1120HD | | 219 | 2382HD | | 214 | 601XJHD | | 224 | 632XJSL | | 226 | 959HDXRSL | | 217 |
| 1201 | | 215 | 1121HD | | 221 | 2382SL | | 214 | 601XNHD | | 224 | 632XKSL | | 214 | 959SLHD | | 217 |
| 1202 | | 215 | 1123HD | | 221 | 2385HD | | 214 | 601XRHD | | 224 | 632XKSL | | 226 | 961HD | | 217 |
| 1203 | | 215 | 1123HDXC | | 220 | 2385SL | | 214 | 602HD | | 223 | 632XNSL | | 214 | 961HDXC | | 217 |
| 5425 | | 217 | 1123HDXE | | 220 | 2389HD | | 214 | 604HD | | 223 | 632XNSL | | 226 | 961HDXE | | 217 |
| 8132 | | 228 | 1123HDXJ | | 220 | 2389SL | | 214 | 605HD | | 224 | 632XRSL | | 214 | 961HDXJ | | 217 |
| 8145 | | 228 | 1123HD XK | | 220 | 243HD | | 221 | 605HDXC | | 223 | 632XRSL | | 226 | 961HDXK | | 217 |
| 8206 | | 228 | 1123HD XN | | 220 | 255HD | | 225 | 605HDXE | | 223 | 6500HD | | 214 | 961HDXN | | 217 |
| 8317 | | 229 | 1123HD XR | | 220 | 256HD | | 225 | 605HDXJ | | 223 | 6500SL | | 214 | 961HDXR | | 217 |
| 8321 | | 228 | 115HD | | 221 | 262HD | | 221 | 605HDXN | | 223 | 6520HD | | 223 | 965HD | | 216 |
| 8322 | | 228 | 118XC | | 215 | 262HDXC | | 220 | 605HDXR | | 223 | 6560HD | | 220 | 965SLHD | | 216 |
| 8323 | | 228 | 118XE | | 215 | 262HDXE | | 220 | 606HD | | 224 | 6565HD | | 220 | 966SLHD | | 216 |
| 8324 | | 228 | 118XJ | | 215 | 262HDXJ | | 220 | 606HDXC | | 223 | 6565SLHD | | 220 | 967HD | | 216 |
| 8704 | | 229 | 118XK | | 215 | 262HD XK | | 220 | 606HDXE | | 223 | 6568HD | | 220 | 967SLHD | | 216 |
| 8708 | | 230 | 118XN | | 215 | 262HD XN | | 220 | 606HD XJ | | 223 | 6570HD | | 225 | 968HD | | 216 |
| 8752 | | 229 | 118XR | | 215 | 262HD XR | | 220 | 606HDXN | | 223 | 6570SLHD | | 225 | 969HD | | 225 |
| 03142HD | | 216 | 1200SL | | 215 | 263HD | | 223 | 606HDXR | | 223 | 6572HD | | 222 | 971SLHD | | 216 |
| 1001HD | | 218 | 1200SL | | 226 | 263HDXC | | 222 | 607HD | | 224 | 6578HD | | 218 | 978HD | | 225 |
| 1002HD | | 218 | 1201SL | | 215 | 263HDXE | | 222 | 607HDXC | | 223 | 6580SLHD | | 216 | 980HD | | 221 |
| 1004HD | | 221 | 1201SL | | 226 | 263HD XJ | | 222 | 607HDXE | | 223 | 6582HD | | 216 | 980HDXC | | 220 |
| 1005HD | | 225 | 1202SL | | 215 | 263HD XK | | 222 | 607HD XJ | | 223 | 6720HD XCSL | | 217 | 980HDXE | | 220 |
| 1006SL | | 213 | 1202SL | | 226 | 263HD XN | | 222 | 607HD XN | | 223 | 6720HD XESL | | 217 | 980HD XJ | | 220 |
| 1007HD | | 218 | 128XC | | 214 | 263HD XR | | 222 | 607HD XR | | 223 | 6720HD XJSL | | 217 | 980HD XK | | 220 |
| 1007SLHD | | 218 | 128XE | | 214 | 263SLHD | | 221 | 608HD | | 224 | 6720HD XKSL | | 217 | 980HD XN | | 220 |
| 1008HD | | 222 | 128XJ | | 214 | 263SLHDXC | | 220 | 608HDXC | | 223 | 6720HD XNSL | | 217 | 980HDXR | | 220 |
| 1009HD | | 216 | 128XK | | 214 | 263SLHDXE | | 220 | 608HDXE | | 223 | 6720HD XRSL | | 217 | 982HD | | 221 |
| 1009SLHD | | 216 | 128XN | | 214 | 263SLHD XJ | | 220 | 608HD XJ | | 223 | 6720SLHD | | 217 | 982HDXC | | 220 |
| 100SL | | 215 | 128XR | | 214 | 263SLHD XK | | 220 | 608HDXN | | 223 | 6975HD | | 223 | 982HDXE | | 220 |
| 100SL | | 227 | 130SL | | 215 | 263SLHD XN | | 220 | 608HDXR | | 223 | 704HD | | 224 | 982HD XJ | | 220 |
| 100XCSL | | 215 | 130SL | | 226 | 263SLHD XR | | 220 | 609HD | | 223 | 707HD | | 224 | 982HD XK | | 220 |
| 100XESL | | 215 | 132HD | | 220 | 289HD | | 223 | 610SL | | 213 | 708HD | | 224 | 982HD XN | | 220 |
| 100XESL | | 226 | 132SLHD | | 221 | 289HDXC | | 222 | 613HD | | 219 | 721HD | | 224 | 982HD XR | | 220 |
| 100XJSL | | 215 | 139SL | | 213 | 289HDXE | | 222 | 615HD | | 222 | 735HD | | 224 | 984HD | | 220 |
| 100XJSL | | 215 | 1400SLHD | | 217 | 289HD XJ | | 222 | 615SLHD | | 219 | 736HD | | 224 | 988HD | | 219 |
| 100XJSL | | 226 | 1403HD | | 217 | 289HD XK | | 222 | 6184SL | | 215 | 745HD | | 224 | 989HD | | 219 |
| 100XKSL | | 215 | 1405HD | | 221 | 289HD XN | | 222 | 6184SL | | 227 | 752HD | | 224 | 996HD | | 218 |
| 100XKSL | | 226 | 1405SLHD | | 221 | 289HD XR | | 222 | 6184XCSL | | 214 | 818SL | | 227 | 999HD | | 219 |
| 100XNSL | | 215 | 1406HD | | 221 | 294HD | | 222 | 6184XCSL | | 226 | 818XC | | 226 | AXRT | | 231 |
| 100XNSL | | 226 | 1408HD | | 221 | 294SLHD | | 218 | 6184XESL | | 214 | 818XCSL | | 226 | BSRT | | 231 |
| 100XRSL | | 215 | 1411HD | | 223 | 296HD | | 225 | 6184XESL | | 226 | 818XE | | 226 | CNRT | | 231 |
| 100XRSL | | 226 | 1643HD | | 225 | 296HDXC | | 225 | 6184XJSL | | 214 | 818XESL | | 226 | CX30T | | 231 |
| 1011HD | | 218 | 1643SLHD | | 225 | 296HDXE | | 225 | 6184XJSL | | 226 | 818XJ | | 226 | CXRT | | 231 |
| 1020HD | | 218 | 1644HD | | 217 | 296HD XJ | | 225 | 6184XNSL | | 214 | 818XJSL | | 226 | EC30T | | 231 |
| 1022HD | | 218 | 1644SLHD | | 217 | 296HD XK | | 225 | 6184XNSL | | 226 | 818XK | | 226 | ECRT | | 231 |
| 1024HD | | 218 | 1650HD | | 223 | 296HD XN | | 225 | 6184XRSL | | 214 | 818XKSL | | 226 | FWRT | | 231 |
| 1025HD | | 218 | 1651HD | | 214 | 296HD XR | | 225 | 6184XRSL | | 226 | 818XN | | 226 | KNRT | | 231 |
| 1029SL | | 213 | 1651SL | | 214 | 296SLHD | | 225 | 6185SL | | 215 | 818XNSL | | 226 | LT30T | | 231 |
| 1032HD | | 219 | 1657HD | | 220 | 296SLHDXC | | 225 | 6185SL | | 227 | 818XR | | 226 | LTRT | | 231 |
| 1035HD | | 219 | 1657SLHD | | 220 | 296SLHDXE | | 225 | 6185XCSL | | 214 | 818XRSL | | 226 | PBRT | | 231 |
| 1037HD | | 216 | 1659HD | | 220 | 296SLHD XJ | | 225 | 6185XCSL | | 226 | 8206XC | | 227 | PSRT | | 231 |
| 1037SLHD | | 216 | 1660HD | | 220 | 296SLHD XK | | 225 | 6185XESL | | 214 | 8206XE | | 227 | SART | | 231 |
| 1039HD | | 216 | 1662HD | | 222 | 296SLHD XN | | 225 | 6185XESL | | 226 | 8206XJ | | 227 | TS100 | | 230 |
| 1039SLHD | | 216 | 1902OT | | 231 | 296SLHD XR | | 225 | 6185XJSL | | 214 | 8206XK | | 227 | TS104 | | 228 |
| 1040HD | | 216 | 19055T | | 231 | 309HD | | 218 | 6185XJSL | | 226 | 8206XN | | 227 | TS104XC | | 227 |
| 1040SLHD | | 216 | 19200T | | 231 | 310SL | | | | | | | | | | | |

Steel *Continued*

TS105.....228
 TS108.....226
 TS108XC.....226
 TS108XE.....226
 TS108XJ.....226
 TS108XK.....226
 TS108XN.....226
 TS108XR.....226
 TS115.....228
 TS118.....227
 TS118XC.....226
 TS118XE.....226
 TS118XJ.....226
 TS118XK.....226
 TS118XN.....226
 TS118XR.....226
 TS1200.....226
 TS1201.....226
 TS1202.....226
 TS1203.....226
 TS128.....226
 TS128XC.....226
 TS128XE.....226
 TS128XJ.....226
 TS128XK.....226
 TS128XN.....226
 TS128XR.....226
 TS130.....226
 TS131.....228
 TS132.....228
 TS132SL.....228
 TS137.....228
 TS1405SL.....228
 TS1408.....228
 TS1411.....229
 TS198.....227
 TS206.....228
 TS206XC.....227
 TS206XE.....227
 TS206XJ.....227
 TS206XK.....227
 TS206XN.....227
 TS206XR.....227
 TS210.....230
 TS210SL.....228
 TS210XCSSL.....227
 TS210XESL.....227
 TS210XJSL.....227
 TS210XKSL.....227
 TS210XNSL.....227
 TS210XRSL.....227
 TS236.....229
 TS237.....230
 TS243.....228
 TS255.....229
 TS256.....230
 TS262.....228
 TS262XC.....227
 TS262XE.....227
 TS262XJ.....227
 TS262XK.....227
 TS262XN.....227
 TS262XR.....227
 TS263.....229
 TS263SL.....228
 TS263XC.....229
 TS263XCSSL.....227
 TS263XE.....229
 TS263XESL.....227
 TS263XJ.....229
 TS263XJSL.....227
 TS263XK.....229
 TS263XKSL.....227
 TS263XN.....229
 TS263XNSL.....227
 TS263XR.....229
 TS263XRSL.....227
 TS289.....229
 TS289XC.....229
 TS289XE.....229
 TS289XJ.....229
 TS289XK.....229
 TS289XN.....229
 TS289XR.....229
 TS296.....230
 TS296SL.....230
 TS296XC.....229

TS296XCSSL.....229
 TS296XE.....229
 TS296XESL.....229
 TS296XJ.....229
 TS296XJSL.....229
 TS296XK.....229
 TS296XKSL.....229
 TS296XN.....229
 TS296XNSL.....229
 TS296XR.....229
 TS296XRSL.....229
 TS572SL.....213
 TS704.....229
 TS708.....230
 TS752.....229

Fire

100.....235
 1005HD.....235
 203HD.....235
 205HD.....235
 210HD.....235
 969HD.....235
 978HD.....235
 SSF100.....234
 SSF1100.....234
 SSF120.....234
 SSF160.....234
 SSF200.....234
 SSF205.....234
 SSF220.....234
 SSF31.....234
 SSF45.....234
 SSF4800.....234
 SSF600.....234
 SSF755.....234
 SSF8100.....234
 SSF81100.....234
 SSF8120.....234
 SSF8160.....234
 SSF8200.....234
 SSF8205.....234
 SSF8220.....234
 SSF831.....234
 SSF84800.....234
 SSF8600.....234
 SSF93.....234
 SSF960.....234
 TS210.....235
 TS100.....235

Pulse®

DRS2131SL.....247
 DRS82131SL.....247
 S10AXSL.....248
 S10CLSL.....248
 S10PBSL.....247
 S10XCSSL.....248
 S10XESL.....248
 S10XJSL.....248
 S10XKSL.....248
 S10XNSL.....248
 S10XRSL.....248
 S1651SL.....247
 S1AX.....242
 S1BL.....240
 S1BS.....240
 S1CL.....242
 S1CX.....242
 S1EC.....242
 S1LAX.....242
 S1LBL.....240
 S1LBS.....240
 S1LCL.....242
 S1LCX.....242
 S1LEC.....242
 S1LLT.....242
 S1LPB.....241
 S1LRS.....241
 S1LSA.....241
 S1LSG.....241
 S1LSN.....241
 S1LT.....242
 S1LXC.....242
 S1LXE.....242
 S1LXJ.....242
 S1LXK.....242
 S1LXN.....242
 S1LXR.....242
 S1PB.....241
 S1RAX.....242
 S1RBL.....241
 S1RBS.....240
 S1RCL.....242
 S1RCX.....242
 S1REC.....242
 S1RLT.....242
 S1RPB.....241
 S1RRS.....241
 S1RS.....241
 S1RSA.....241
 S1RSG.....241
 S1RSN.....241
 S1RXC.....242
 S1RXE.....242
 S1RXJ.....242
 S1RXK.....242
 S1RXN.....242
 S1RXR.....242
 S1SA.....241
 S1SG.....241
 S1SN.....241
 S1XC.....242
 S1XE.....242
 S1XJ.....242
 S1XK.....242
 S1XN.....242
 S1XR.....242
 S2382SL.....247
 S2385SL.....247
 S2389SL.....247
 S2AX.....240
 S2CL.....240
 S2CX.....240
 S2EC.....240
 S2PB.....240
 S2RS.....240
 S2SG.....240
 S2SN.....240
 S2XC.....240
 S2XE.....240
 S2XJ.....240
 S2XK.....240
 S2XN.....240
 S2XR.....240
 S4570SL.....247
 S4AX.....244
 S4AXSL.....248
 S4CL.....245

S4CLSL.....248
 S4LAX.....244
 S4LCL.....245
 S4LPB.....243
 S4LXC.....245
 S4LXE.....245
 S4LXJ.....245
 S4LXK.....245
 S4LXN.....245
 S4LXR.....245
 S4PB.....243
 S4PBSL.....247
 S4RAX.....244
 S4RCL.....245
 S4RCPB.....243
 S4RXC.....245
 S4RXE.....245
 S4RXJ.....245
 S4RXK.....245
 S4RXN.....245
 S4RXR.....245
 S4XC.....245
 S4XCSSL.....248
 S4XE.....245
 S4XESL.....248
 S4XJ.....245
 S4XJSL.....248
 S4XK.....245
 S4XKSL.....248
 S4XN.....245
 S4XNSL.....248
 S4XR.....245
 S4XRSL.....248
 S572SL.....247
 S5AX.....244
 S5AXSL.....248
 S5CL.....246
 S5CLSL.....248
 S5LAX.....244
 S5LCL.....245
 S5LPB.....243
 S5LXC.....245
 S5LXE.....245
 S5LXJ.....245
 S5LXK.....245
 S5LXN.....245
 S5LXR.....245
 S5PB.....243
 S5PBSL.....247
 S5RAX.....244
 S5RCL.....246
 S5RPB.....243
 S5RXC.....246
 S5RXE.....246
 S5RXJ.....246
 S5RXK.....246
 S5RXN.....246
 S5RXR.....246
 S5XC.....246
 S5XCSSL.....248
 S5XE.....246
 S5XESL.....248
 S5XJ.....246
 S5XJSL.....248
 S5XK.....246
 S5XKSL.....248
 S5XN.....246
 S5XNSL.....248
 S5XR.....246
 S5XRSL.....248
 S601SL.....247
 S601XCSSL.....247
 S601XESL.....247
 S601XJSL.....247
 S601XKSL.....247
 S601XNSL.....247
 S601XRSL.....247
 S602SL.....247
 S604SL.....247
 S6130SL.....247
 S6134SL.....247
 S6500SL.....247
 S81086SL.....247
 S81086XCSSL.....247
 S81086XESL.....247
 S81086XJSL.....247
 S81086XKSL.....247

S81086XNSL.....247
 S81086XRSL.....247
 S810AX.....245
 S810AXSL.....248
 S810CL.....246
 S810CLSL.....248
 S810LAX.....245
 S810LCL.....246
 S810LPB.....244
 S810LXC.....246
 S810LXE.....246
 S810LXJ.....246
 S810LXK.....246
 S810LXN.....246
 S810LXR.....246
 S810PB.....244
 S810PBSL.....247
 S810RAX.....245
 S810RCL.....246
 S810RPB.....244
 S810RXC.....246
 S810RXE.....246
 S810RXJ.....246
 S810RXK.....246
 S810RXN.....246
 S810RXR.....246
 S810XC.....246
 S810XCSSL.....248
 S810XE.....246
 S810XESL.....248
 S810XJ.....246
 S810XJSL.....248
 S810XK.....246
 S810XKSL.....248
 S810XN.....246
 S810XNSL.....248
 S810XR.....246
 S810XRSL.....248
 S811AX.....245
 S811AXSL.....248
 S811CL.....246
 S811CLSL.....248
 S811LAX.....245
 S811LCL.....246
 S811LPB.....244
 S811LXC.....246
 S811LXE.....246
 S811LXJ.....246
 S811LXK.....246
 S811LXN.....246
 S811LXR.....246
 S811PB.....244
 S811PBSL.....247
 S811RAX.....245
 S811RCL.....246
 S811RCPB.....244
 S811RXC.....246
 S811RXE.....246
 S811RXJ.....246
 S811RXK.....246
 S811RXN.....246
 S811RXR.....246
 S811XC.....246
 S811XCSSL.....248
 S811XE.....246
 S811XESL.....248
 S811XJ.....246
 S811XJSL.....248
 S811XK.....246
 S811XKSL.....248
 S811XN.....246
 S811XNSL.....248
 S811XR.....246
 S811XRSL.....248
 S81651SL.....247
 S81AX.....242
 S81BL.....240
 S81BS.....240
 S81CL.....242
 S81CX.....242
 S81EC.....242
 S81LAX.....242
 S81LBL.....240
 S81LBS.....240
 S81LCL.....242
 S81LCX.....242
 S81LEC.....242

| | | | | | |
|---------------|-----|---------------|-----|--------------|-----|
| S81LLT..... | 242 | S84XK..... | 245 | S8LPB..... | 243 |
| S81LPB..... | 241 | S84XKSL..... | 248 | S8LXC..... | 246 |
| S81LRS..... | 241 | S84XN..... | 245 | S8LXE..... | 246 |
| S81LSA..... | 241 | S84XNSL..... | 248 | S8LXJ..... | 246 |
| S81LSG..... | 241 | S84XR..... | 245 | S8LXK..... | 246 |
| S81LT..... | 242 | S84XRSL..... | 248 | S8LXN..... | 246 |
| S81LXC..... | 242 | S8572SL..... | 247 | S8LXR..... | 246 |
| S81LXE..... | 242 | S85927SL..... | 247 | S8PB..... | 243 |
| S81LXJ..... | 242 | S85931SL..... | 247 | S8RAX..... | 245 |
| S81LXK..... | 242 | S85932SL..... | 247 | S8RCL..... | 246 |
| S81LXN..... | 242 | S85AX..... | 244 | S8RPB..... | 243 |
| S81LXR..... | 242 | S85AXSL..... | 248 | S8RXC..... | 246 |
| S81PB..... | 241 | S85CL..... | 246 | S8RXE..... | 246 |
| S81RAX..... | 242 | S85CLS..... | 248 | S8RXJ..... | 246 |
| S81RBL..... | 241 | S85LAX..... | 244 | S8RXK..... | 246 |
| S81RBS..... | 240 | S85LCL..... | 245 | S8RXN..... | 246 |
| S81RCL..... | 242 | S85LPB..... | 243 | S8RXR..... | 246 |
| S81RCX..... | 242 | S85LXC..... | 245 | S8XC..... | 246 |
| S81REC..... | 242 | S85LXE..... | 245 | S8XE..... | 246 |
| S81RLT..... | 242 | S85LXJ..... | 245 | S8XJ..... | 246 |
| S81RPB..... | 241 | S85LXK..... | 245 | S8XK..... | 246 |
| S81RRS..... | 241 | S85LXN..... | 245 | S8XN..... | 246 |
| S81RS..... | 241 | S85LXR..... | 245 | S8XR..... | 246 |
| S81RSA..... | 241 | S85PB..... | 243 | S9AX..... | 245 |
| S81RSG..... | 241 | S85PBSL..... | 247 | S9AXSL..... | 248 |
| S81RXC..... | 242 | S85RAX..... | 244 | S9CL..... | 246 |
| S81RXE..... | 242 | S85RCL..... | 246 | S9CLSL..... | 248 |
| S81RXJ..... | 242 | S85RPB..... | 243 | S9LAX..... | 245 |
| S81RXK..... | 242 | S85RXC..... | 246 | S9LCL..... | 246 |
| S81RXN..... | 242 | S85RXE..... | 246 | S9LPC..... | 243 |
| S81RXR..... | 242 | S85RXJ..... | 246 | S9LXC..... | 246 |
| S81SA..... | 241 | S85RXK..... | 246 | S9LXE..... | 246 |
| S81SG..... | 241 | S85RXN..... | 246 | S9LXJ..... | 246 |
| S81XC..... | 242 | S85RXR..... | 246 | S9LXK..... | 246 |
| S81XE..... | 242 | S85XC..... | 246 | S9LXN..... | 246 |
| S81XJ..... | 242 | S85XCSSL..... | 248 | S9LXR..... | 246 |
| S81XK..... | 242 | S85XE..... | 246 | S9PB..... | 243 |
| S81XN..... | 242 | S85XESL..... | 248 | S9PBSL..... | 247 |
| S81XR..... | 242 | S85XJ..... | 246 | S9RAX..... | 245 |
| S82382SL..... | 247 | S85XJSL..... | 248 | S9RCL..... | 246 |
| S82385SL..... | 247 | S85XK..... | 246 | S9RCP..... | 243 |
| S82389SL..... | 247 | S85XKSL..... | 248 | S9RXC..... | 246 |
| S83AX..... | 240 | S85XN..... | 246 | S9RXE..... | 246 |
| S83CL..... | 240 | S85XNSL..... | 248 | S9RXJ..... | 246 |
| S83CX..... | 240 | S85XR..... | 246 | S9RXK..... | 246 |
| S83EC..... | 240 | S85XRSL..... | 248 | S9RXN..... | 246 |
| S83PB..... | 240 | S86500SL..... | 247 | S9RXR..... | 246 |
| S83RS..... | 240 | S86AX..... | 244 | S9XC..... | 246 |
| S83SG..... | 240 | S86AXSL..... | 248 | S9XCSSL..... | 248 |
| S83SN..... | 240 | S86CL..... | 246 | S9XE..... | 246 |
| S83XC..... | 240 | S86CLS..... | 248 | S9XESL..... | 248 |
| S83XE..... | 240 | S86LAX..... | 244 | S9XJ..... | 246 |
| S83XJ..... | 240 | S86LCL..... | 246 | S9XJSL..... | 248 |
| S83XK..... | 240 | S86LPB..... | 243 | S9XK..... | 246 |
| S83XN..... | 240 | S86LXC..... | 246 | S9XKSL..... | 248 |
| S83XR..... | 240 | S86LXE..... | 246 | S9XN..... | 246 |
| S84586SL..... | 247 | S86LXJ..... | 246 | S9XNSL..... | 248 |
| S84AX..... | 244 | S86LXK..... | 246 | S9XR..... | 246 |
| S84AXSL..... | 248 | S86LXN..... | 246 | S9XRSL..... | 248 |
| S84CL..... | 245 | S86LXR..... | 246 | | |
| S84CLS..... | 248 | S86PB..... | 243 | | |
| S84LAX..... | 244 | S86PBSL..... | 247 | | |
| S84LCL..... | 245 | S86RAX..... | 244 | | |
| S84LPB..... | 243 | S86RCL..... | 246 | | |
| S84LXC..... | 245 | S86RPB..... | 243 | | |
| S84LXE..... | 245 | S86RXC..... | 246 | | |
| S84LXJ..... | 245 | S86RXE..... | 246 | | |
| S84LXK..... | 245 | S86RXJ..... | 246 | | |
| S84LXN..... | 245 | S86RXK..... | 246 | | |
| S84LXR..... | 245 | S86RXN..... | 246 | | |
| S84PB..... | 243 | S86RXR..... | 246 | | |
| S84PBSL..... | 247 | S86XC..... | 246 | | |
| S84RAX..... | 244 | S86XCSSL..... | 248 | | |
| S84RCL..... | 245 | S86XE..... | 246 | | |
| S84RPB..... | 243 | S86XESL..... | 248 | | |
| S84RXC..... | 245 | S86XJ..... | 246 | | |
| S84RXE..... | 245 | S86XJSL..... | 248 | | |
| S84RXJ..... | 245 | S86XK..... | 246 | | |
| S84RXK..... | 245 | S86XKSL..... | 248 | | |
| S84RXN..... | 245 | S86XN..... | 246 | | |
| S84RXR..... | 245 | S86XNSL..... | 248 | | |
| S84XC..... | 245 | S86XR..... | 246 | | |
| S84XCSSL..... | 248 | S86XRSL..... | 248 | | |
| S84XE..... | 245 | S8AX..... | 245 | | |
| S84XESL..... | 248 | S8CL..... | 246 | | |
| S84XJ..... | 245 | S8LAX..... | 245 | | |
| S84XJSL..... | 248 | S8LCL..... | 246 | | |



Top: Fiber-Classic Mahogany Collection, Calix Glass, Door – FCM82223, Finish – Acorn
 Bottom: Impressions Storm & Entry Door System – IM8100, Finish – White; Fiber-Classic Mahogany Collection, Chord Glass, Door – FCM84810XC, Finish – Tumbleweed



Tools of the Trade

Check out these helpful resources for dealers, builders and remodelers.

Architectural Home Styles Guide

Get inspired to choose entry doors by design with our interactive guide to popular home styles at thermatru.com/inspiration.



Advancement Center

Learn about Therma-Tru products and programs on our new online training platform at brainshark.com/thermatru.



Certified Door System Installation Program

Build your knowledge, skills and confidence with comprehensive door system installer training from Therma-Tru — the expert in fiberglass door systems — and OSI® — the expert in construction sealants. Get started today at thermatru.com/installer.

Digital Vault

Explore the Digital Vault to find logos, images, literature and more to help you promote the Therma-Tru products you offer. Create an account today at thermatru.widencollective.com/login.



Trade Professionals Online

Find everything from selling tools and training materials to technical information at thermatru.com/professionals.



Design Your Door

Homeowners can research and design a door with their own personal touch — all from the convenience of home. To get started, visit thermatru.com/design-your-door.





DOORS • DECORATIVE & SPECIALTY GLASS • FINISHING • SYSTEM COMPONENTS

THERMA-TRU® DOORS

thermatru.com

1-800-THERMA-TRU (843-7628)

1750 Indian Wood Circle
Maumee, OH 43537



#thermatru

Cover / Back Cover: Smooth-Star, Clear Glass with SDLs,
Door - S4200, Sidelites - S2000SL, Finish - Elk

©2025 Therma-Tru Corp. All rights reserved. All trademarks and images featured are owned by their respective company and used with permission. Registered trademarks are registered in the U.S. and may be registered internationally. Therma-Tru Corp. and Larson Manufacturing Company, LLC are part of Fortune Brands Innovations, Inc. ENERGY STAR is a government program that helps consumers protect the environment through superior energy efficiency and is a registered trademark of the U.S. Department of Energy and the U.S. Environmental Protection Agency. O24-67072
Part #MAFL2025 HESB / JAN 2025