

SCREEN PRODUCTS



home

[we give it fresh air]

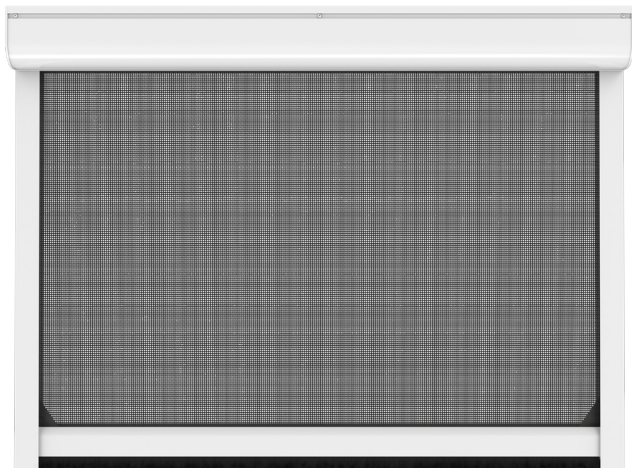


www.LARSONdoors.com

Screen solutions for a comfortable *home.*

Larson® screen products are designed to fit most existing door and window applications for the patio and lanai, garage, outdoor living spaces and front door. In addition to providing instant ventilation, there's added protection from airborne pests and harsh UV rays.

Choose from a complete line of screens which includes options for single door openings as well as large openings up to 315 inches wide (26 feet). Available in trending colors and styles to complement your home.



Larson Retractable Motorized Screen



Model Shown
9+, Fabric – SunTex 80 in Beige

Retractable Screen Doors

Side-to-Side Operation



Brisa Retractable Screen Door

7721 Single, 7722 Double and 7723 Sliding

Transform your entry into the ideal connection with the outdoors. Features the EZ-Glide system and a latch and lock handle for smooth, one-handed operation. Subtle safety stripes help prevent walk-throughs. Surface-mount install for right- or left-hand applications in 30-minutes or less.*

White

Sandstone

Brown


Black

	Size Range	
	Fits Opening Widths	Fits Opening Heights
7721 Brisa Single	32" – 36"	78" – 79" Short 80" – 81" Standard
7722 Brisa Double	68" – 72"	96" – 97" Tall
7723 Brisa Sliding	32" – 36"	78" – 79"

*Based on average DIY skills and standard door application.
Note: See your Larson seller or visit larsondoors.com for measuring tips and additional product information.

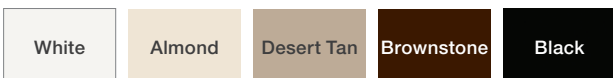

Inspire® Retractable Screen Door Custom and Multi-Panel

Create a smooth transition between indoor and outdoor living. Features a pleated screen that smoothly glides to stop at any position and a flat bottom guide for easy movement through the entry. Custom-made for single, double and large openings up to 31.5' wide and over 10' tall.



Escape® Retractable Screen Door E100 and E200

Let the best of the outdoors in with this custom-made retractable screen door. Features a smooth glide track and slam-proof design for smooth, quiet operation. Easily install over single or double doors with the pre-assembled, no-cut cassette.



	Size Range	
	Fits Opening Widths	Fits Opening Heights
Inspire Custom	12" – 63"	22" – 125"
Inspire Multi-Panel	up to 31.5'	22" – 125"
Escape E100	up to 36-1/4"	78-1/2" – 80-1/2"
Escape E200	up to 48"	91" – 93"

Large Opening Screens

Top-to-Bottom Operation



Larson® Retractable Motorized Screen

Models 6+, 7+, 8+, 9+ and 10+

Enjoy the view in comfort. Protect against insects, debris, sun, heat and wind with a selection of five purpose-built screens that fully retract for an unobstructed view. The screen is designed for long-term reliability, featuring sonic-welded zipper tracks and heavy-gauge aluminum construction for enhanced resistance to wind damage.

Custom-made to fit your opening and pre-assembled for easy recessed or surface-mount installation.

Aluminum Frame Colors



	Width x Height	Cassette
6+ Insect Screen	198" x 108"	4.5"
7+ Insect Screen	240" x 144"	5.5"
8+ Solar and Privacy Screen	198" x 108"	4.5"
9+ Solar and Privacy Screen	240" x 144"	5.5"
10+ Vinyl Screen	216" x 132"	5.5"

Note: See your Larson seller or visit larsondoors.com for a complete list of screen options and colors and additional product information.



Insect Screens

Experience outdoor living without the bugs. Insect screens safeguard against airborne pests and are made of durable, vinyl-coated polyester that resists tears and punctures.

TuffScreen®

Protects against airborne pests.

TuffScreen® No-See-Ums

Protects against even the smallest airborne pests with a tighter weave.

Solar and Privacy Screens

Create a private getaway free from the heat of the sun and the gaze of your neighbors. Solar and privacy screens block the sun and its heat for cooler outdoor spaces with added privacy.

SunTex® 80

Provides approximately 75% UV blockage for shade and privacy.

SunTex® 95

Provides approximately 95% UV blockage for excellent shade and privacy.

Vinyl Screens

Transform outdoor spaces into multi-season rooms with the outstanding climate control of vinyl screens. A transparent plastic panel provides a view while the screen is down.

Retractable Wall Screen

Side-to-Side Operation



Retractable Wall Screen

The large opening retractable screen panel is ideal for bi-folding, lift-n-slide and other large opening doors and windows. The expansive viewing panel with pleated screen fabric transforms the entry into a new outdoor living space. Each screen is custom made to fit your opening and is pre-assembled for quick installation.

- WS1000: Single screen panel opens from one or both ends of the screen.
- WS2000: Two screen panels open and meet at the center.

White

Desert Tan

Brownstone

Black

	Size Range	
	Fits Opening Widths	Fits Opening Heights
WS1000 Single Max Size: 114.6 sq. ft.	24" – 177"	24" – 118"*
WS2000 Double Max Size: 229.2 sq. ft.	40" – 315"	24" – 118"***

sq. ft. = W x H/144

*Height restriction may apply if over 138" wide.

**Height restriction may apply if over 276" wide.

Limitations apply based on height-to-width ratio and maximum square footage per panel.

Note: See your Larson seller or visit larsondoors.com for measuring tips and additional product information.

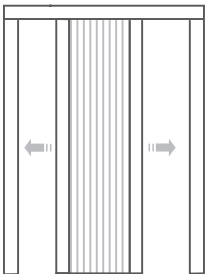


Model Shown
WS1000

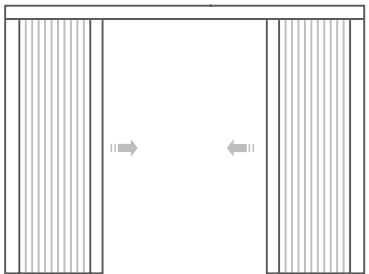


Model Shown
WS2000

Product Details



WS1000



WS2000

Aluminum Screen Doors

Fit Most Standard Entries



Model Shown
360-49

360-49

The 360-49 screen door features a built-in pet door and tear-resistant PetScreen®. The 10" x 17" flap fits pets up to 100 lbs. Lever handle, hinges and closer included.

White

Brown

	Size Range		
	Fits Opening Widths	Fits Opening Heights	Custom
360-49	32" and 36"	80" - 81"	
360-48	32" and 36"	80" - 81"	24" - 42" x 70" - 97"

*Some screen options are not available in all door sizes.
Note: See your Larson seller or visit larsondoors.com for measuring tips and additional product information.



Model Shown
360-48


360-48

Our kid- and pet-friendly screen door is reinforced in a durable aluminum frame with a WearTuff® screen that holds up to wear and tear. Lever handle, hinges and closer included.

Screen Upgrades*


PetScreen®

Tear-resistant screen built with your pet in mind.




No-See-Um

Tight mesh guards against small insects.




SunTex® 80

Heavy-duty woven mesh blocks 75% of sun's heat.



Stucco



Gray



Black

NatureVue

Retractable Window Screen



NatureVue

The NatureVue pull-down retractable window is custom made to fit most windows. The BetterVue® screen disappears when not in use. A unique speed reducer provides controlled retraction for reduced speed and safety.

White

Almond

Desert Tan

Brownstone

Black

	Size Range	
	Fits Opening Widths	Fits Opening Heights
NatureVue	16-1/2" – 72"	12" – 90"

Note: Larson reserves the right to alter or discontinue any model, specification, warranty or price without notice. Product finish colors are approximate; actual finish colors may vary. See your Larson seller or visit larsondoors.com for details on limited warranties and exclusions.

©2023 Larson Manufacturing Company. All rights reserved. LARSON and the Larson logo are trademarks of Larson Manufacturing Company. Registered trademarks are registered in the U.S. and may be registered internationally. Larson Manufacturing Company is an operating company of Fortune Brands Innovations, Inc. All trademarks are property of their respective owners. Rev. 08/23 0951376