



# HISTORIC SOLUTIONS FOR WINDOWS & DOORS





## TABLE OF CONTENTS

4	OUR HISTORY
6	UNMATCHED EXPERTISE
8	DOUBLE HUNG G2 CASING OPTIONS
10	SIMULATED CHECK RAILS AND LIFT LOCKS
12	EXTERIOR CASINGS + SUBSILLS
14	RADIUS SHAPES
16	CUSTOM SHAPES
18	SIGNATURE ULTIMATE COLLECTION
20	FEATURES AND OPTIONS
24	CASE STUDY: THE CHURCH
26	CASE STUDY: QUEEN ANNE REMODEL
28	CASE STUDY: UNION STABLES
30	CASE STUDY: CITY MUSIC HALL
32	CASE STUDY: HOTEL ON NORTH
34	CASE STUDY: SAVANNAH LAW SCHOOL
36	CASE STUDY: CENTRAL UNION MISSION
38	THE MARVIN PORTFOLIO

Cover Photo: Scott Frances/OTTO

OUR HISTORY  
MAKES US UNIQUELY  
QUALIFIED TO  
HANDLE YOUR  
PIECE OF HISTORY

For generations, Marvin has built a reputation for doing the tough window and door projects. We've been solving historic rehabilitation challenges for residential and commercial spaces longer than anyone else, and we know the ins and outs—collaborating early on with architects, facilities managers and general contractors, reviewing products and options, navigating the National Parks Service guidelines, discussing window specifications with local historic commissions, and attending field testing.

We offer the best project-based solutions and work with all stakeholders and partners to **achieve exceptional historical accuracy and performance.**



## UNMATCHED EXPERTISE

With products across thousands of residential spaces, university campuses, government buildings, places of worship and Main Street storefronts, Marvin is a proven leader in crafting customized historic windows and doors for any space. When repair isn't an option, Marvin teams work with project owners, architects and design teams to find the solution that meets historical guidelines while providing state-of-the-art performance, energy efficiency, operation and durability.

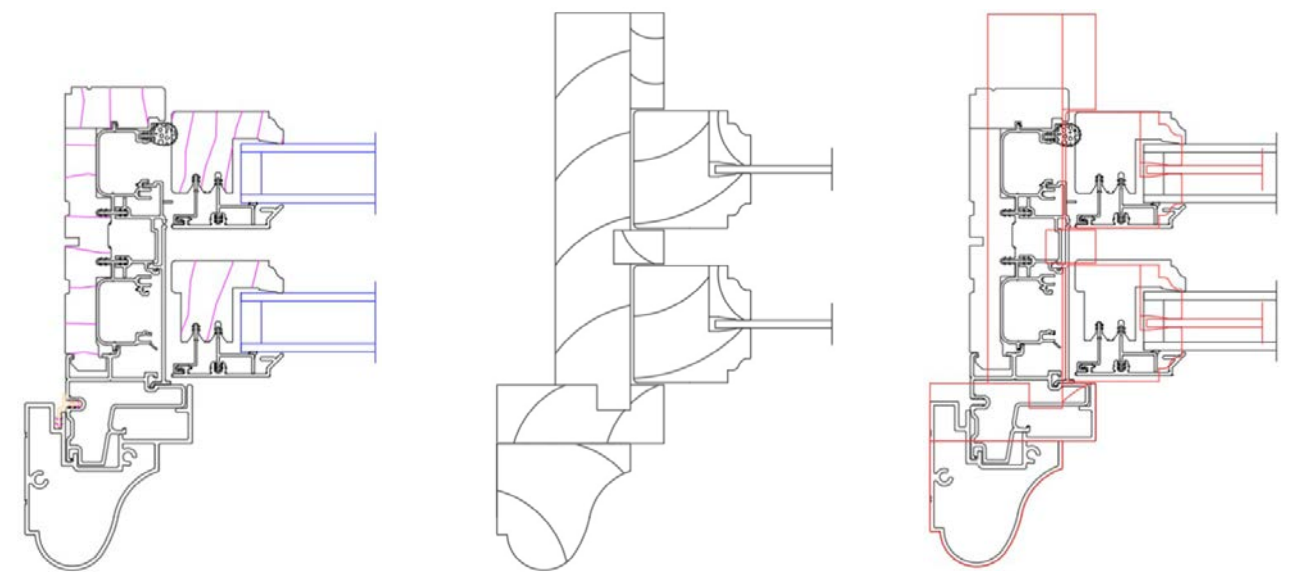
**DOUBLE HUNG G2 CASING OPTIONS**

# AT MARVIN, WE TAKE PRIDE IN REPLICATING THE SMALLEST DETAIL TO ENSURE HISTORIC ACCURACY.

With the Ultimate Double Hung G2 Historic Casing Option, projects benefit from improved mass and proportionality of the sash, frame, and casing, along with reduced shadow lines for a truly historically accurate result.

When compared with a traditional historic wood double hung, casing and blind stop profiles are accurately dimensioned. This attention to detail allows the sash and glass to remain in the same plane maintaining the relationship between the edge of glass and the masonry opening.


Several casing options are available, as well as custom casing profiling capabilities to match existing exterior details.



**MARVIN ULTIMATE DOUBLE HUNG G2 HISTORIC CASING OPTION**

**TRADITIONAL HISTORIC WOOD DOUBLE HUNG**

**RED: TRADITIONAL BLACK: MARVIN HISTORIC CASING OPTION**



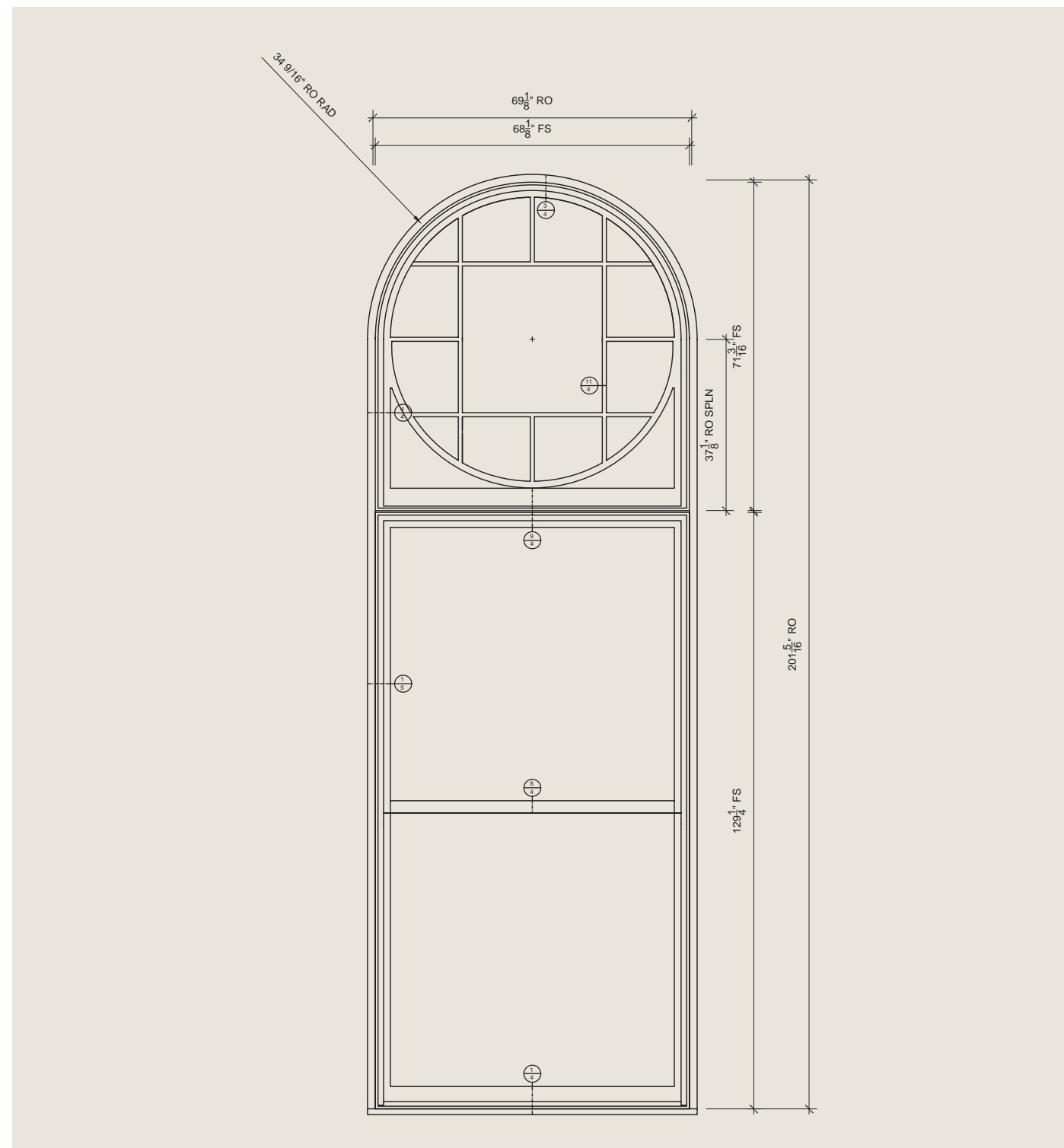
**EXTERIOR SASH LUG SHOWN IN GUNMETAL, OGEE PROFILE**



**RIDGELAND PROFILE CASING SHOWN IN GUNMETAL**

**SIMULATED CHECK RAILS AND LIFT LOCKS**

Merging historic tradition with modern performance typically requires creative thinking and customized solutions. When replacing existing windows that are “beyond repair”, Marvin will work with you to develop solutions - such as a simulated checkrail shown in the drawing below - that recreate historic profiles and details.



The Marvin Lift Lock is the next innovation in function, design, and aesthetics for the Marvin Ultimate Single Hung G2 window. Moving the location of the lock from the check rail to the lower part of the sash solves an age-old problem of lock accessibility. Now, the lift lock closes and acts as a handle for raising and lowering the bottom sash. To lock, simply close the bottom sash.

The operation of the window works seamlessly even with limited hand dexterity or range of motion. With the Lift Lock, key features of the Marvin Ultimate Single Hung G2 are maintained, including expansive sizes up to 5 feet wide by 10 feet high, and a DP40 performance rating, making it a perfect solution for residential and commercial projects.

**TRADITIONAL LIFT LOCK**



**CONTEMPORARY LIFT LOCK**



**EXTERIOR CASINGS + SUBSILLS**

Adding Marvin clad or wood casings and subsills provides great architectural details to any project. We offer hundreds of clad and wood casing options that can be customized to match existing profiles.

Our clad casings are made of ultra-durable extruded aluminum, which features an extremely durable factory applied finish that resists chalking, fading, pitting, corrosion and marring, and is backed by a 20-year warranty against chalk and fade. Meets AAMA 2605 requirements.



**BRICK MOULD CASING  
WITH A246 SUBSILL**



**FLAT CASING  
WITH A246 SUBSILL**



**COLUMBUS CASING  
WITH A1450 SUBSILL**



**RIDGELAND CASING  
WITH A1453 SUBSILL**



**GRAYSON CASING  
WITH A1451 SUBSILL**



**THORTON CASING  
WITH A1450 SUBSILL**



**STRATTON CASING  
WITH A1453 SUBSILL**



**POTTER CASING  
WITH A217 SUBSILL (BOTTOM)**



**POTTER CASING  
WITH A217 SUBSILL (TOP)**



RADIUS SHAPES



IT'S OUR JOB TO MAKE HISTORY REPEAT ITSELF

Marvin's range of radius window and door options ensures architects can accurately replicate the details and designs that are key to a building's historic fabric and aesthetic.



EYEBROW RADIUS OPERATING DOUBLE HUNG

HALF CIRCLE TRANSOM

EYEBROW TRANSOM

HALF CIRCLE RADIUS OPERATING DOUBLE HUNG

HALF EYEBROW OPERATING SINGLE HUNG

Some projects call for window units or assemblies designed with graceful radius curves on the exterior and rectangular, operating hung windows on the interior. Marvin has a range of radius variations available for design flexibility.



EXTERIOR AND INTERIOR DOUBLE HUNG G2 WITH VARIATION 6



## CUSTOM SHAPES

Marvin is able to replicate one-of-a-kind windows that make historic buildings unique across all types of geometric shapes. When bringing an old building back to life, these types of windows define the true character of the building.



Custom Window Featured in Cincinnati Music Hall Rehabilitation

**SIGNATURE ULTIMATE COLLECTION**

Our low maintenance clad-wood products feature an extruded aluminum exterior finished in commercial-grade high performance PVDF fluoropolymer paint. Because our finish meets the toughest American Architectural Manufacturers Association (AAMA) 2605 standard, you can expect even our richest and boldest hues to resist fading and chalking. Color options span from muted, earthy tones to bold, rich colors and include three pearlescent finishes. Custom color matching is also available to meet any design vision.

AAMA awards certifications to materials that pass numerous, rigorous tests that simulate the harsh conditions that a finish will encounter throughout the life of the window or door. Achieving AAMA verification provides independent verification that Marvin finishes are best-in-class.

**Extruded Aluminum Colors**

Extruded aluminum is an extremely tough cladding that protects wood windows, mimics the profiles of wood, and provides superior durability.


Select from a variety of colors, or work with us to create a custom color.



**Wood Exteriors**

Wood is a premium material for windows and doors, offering classic aesthetic appeal, customization, and design versatility.

Choose from four exterior options, ready to be finished to match your project's exacting requirements.



**Wood Interiors**

Before assembling windows and doors, each individual piece of wood is sanded, conditioned, stained, and oven-cured. Finished pieces are clear-coated and then sanded and coated again, providing an ideal finish.




PERFECT FINISHES FOR THEN AND NOW



## FEATURES AND OPTIONS

# CUSTOM WINDOWS AND DOORS BUILT WITH A CRITICAL EYE FOR HISTORIC DETAIL.




## Interior and Exterior Sash Lug

Replication sometimes requires exterior or interior lugs. Factory applied, or field application kits are available.



## Signature Ultimate Wood Double Hung Chain and Pulley

Contributes to the authentic appearance of replacement windows. Available in a variety of styles and finishes.



## Commercial Doors

The Marvin Ultimate Commercial Door combines sophisticated design with rugged durability to stand up to years of commercial use. Available in a wide variety of design and customization options, Ultimate Commercial Doors are manufactured with different construction and assembly processes than Marvin's residential doors.

Commercial Doors are available in wood or clad-wood styles to match historic design needs, with an optional commercial hardware package, including closer, mortise lock, rim device, kick plate, and removable mullions.



## Divided Lites and Authentic Divided Lites

Patterns can feature an array of muntin widths, unique muntin profiles, rectangular or radius cuts and more. Custom divided lites available.



## Glass and Glazing

An array of decorative and specialty glass options are available, including Restoration glass or Circa glass, along with glazing options to meet requirements for sound abatement, Sea Turtle Conservation Codes and California fire zone specifications.

# CASE STUDIES





**ARCHITECT:** Lee Skolnick

**UNITS + APPLICATIONS:** An adaptive reuse project, “The Church” is a 12,000-square-foot former Methodist Church, built in 1835. Having weathered nearly two centuries with its strong bones of vaulted ceilings and heavy beams, Architect Lee Skolnick of Skolnick Architecture + Design worked with artists and community activists Eric Fischl and April Gornik to transform the church into a center for the arts. The building features Marvin Ultimate Assembly, Direct Glaze, Casement and Awning windows, and Inswing French Doors. The exterior windows are clad in aluminum, a design choice that had to be brought before an architectural review board for approval to ensure the church upheld its historic integrity.



ADAPTIVE RE-USE

## THE CHURCH SAG HARBOR, NY



**ARCHITECT:** Anne Adams

**UNITS + APPLICATIONS:** When a young couple purchased this 1910s-era colonial revival in the Queen Anne neighborhood of Seattle, they loved the home's classic, quintessentially American architecture but wanted to update and modernize it without compromising its original character, charm and period detail. Making the home more energy efficient was an important goal for the owners; the decision was made to replace all of the original windows and add more glazing. The new windows kept with the scale and style of the original house and Marvin was able to replicate the lite proportions of the original windows with the new units. The ovolo detailing on the new Marvin windows and doors was almost identical to the sticking that was on the original windows.

RESIDENTIAL REMODEL

## QUEEN ANNE SEATTLE, WA





**ARCHITECT:** Ed Weinstein

**UNITS + APPLICATIONS:** The building underwent several transformations over the years, and after being damaged by a series of fires and earthquakes, it gradually fell into a state of disrepair. For a historic project like this, the preservationist mandate is to either repair existing windows or replace in kind. But since there were neither old windows to use as models nor original architectural drawings to rely on for reference, Weinstein instead used early photos of the building to accurately replicate the essential patterns of the windows in the present. Union Stables received the 2015 Washington State Historic Preservation Office Awards for Outstanding Achievement in Historic Preservation.

AWARD-WINNING HISTORIC PRESERVATION

## UNION STABLES SEATTLE, WA



RENOVATION OF NATIONAL HISTORIC LANDMARK

# CINCINNATI MUSIC HALL CINCINNATI, OH



**ARCHITECT:** Alan Weiskopf

**UNITS + APPLICATIONS:** Originally built in 1878, the Cincinnati Music Hall reopened in October 2017 after a \$143 million renovation that revived its former architectural glory and enhanced the audience experience. With its gabled roof, decorative brick work, and signature window tracery, the building is a prime example of High Victorian Gothic Revival style.

It is one of only approximately 2,500 designated national historic landmarks, the highest level of historic significance that a building can achieve in the United States. Featuring 103 Marvin Ultimate Wood Double Hung Magnum windows, the Marvin team worked closely with builders, historic preservationists, architects, and other specialists to help navigate the complex guidelines a historic project like this one requires.





#### MAIN STREET REVITALIZATION

## HOTEL ON NORTH PITTSFIELD, MA

**ARCHITECT:** Karen T. Hunt

**UNITS + APPLICATIONS:** A 19th century main street building has been transformed into a hotel that captures the vibrant and creative spirit of the region. Now on the National Register for Historic Places, the building originally housed a menswear and sporting goods emporium. The creative team on the project was committed to maintaining as much of the history as possible and preserving the essence of the building. Marvin was able to match original profiles of the windows by inspecting photos from the early 1900's. The almost-9-foot-tall windows were key to preserving the historic fabric of the building.



ADAPTIVE REUSE

# SAVANNAH LAW SCHOOL SAVANNAH, GA

**ARCHITECT:** Lynch Associates Architects

**UNITS + APPLICATIONS:** This federal tax credit restoration and rehabilitation project replaced windows in 100 openings with Marvin Ultimate Wood Double Hung and Ultimate Wood Double Hung Magnum units, single glazed with authentic divided lites and 7/8" muntins.



**HISTORICAL MATCHING****CENTRAL UNION MISSION  
WASHINGTON, D.C.**

**ARCHITECT:** Cox Graae + Spack Architects

**UNITS & APPLICATIONS:** Marvin Clad Ultimate Double Hung Windows and Round Top Transoms were used with Thornton casings to match original window profiles. Custom flashing solutions addressed waterproofing issues in the existing masonry.

# THE MARVIN PORTFOLIO

The Marvin portfolio consists of five product lines organized into three distinct collections defined by the degree of design detail and customization opportunities.

Marvin windows and doors offer exceptional performance, energy efficiency, low maintenance, and quality you can see, feel, and touch to help bring your vision to life.



## ULTIMATE

Most extensive selection of features, options, and product types



## MODERN

Design flexibility in a purely modern aesthetic available exclusively at Marvin Modern dealers



## COASTLINE

Custom windows and doors for high velocity hurricane zones in the coastal Southeast



## ELEVATE

Wide range of options and product types



## ESSENTIAL

Curated options and product types

### MARVIN SIGNATURE® COLLECTION

### MARVIN ELEVATE® COLLECTION

### MARVIN ESSENTIAL™ COLLECTION

INTERIORS	<b>WOOD</b> 6 species options + custom 2 painted or primed options 6 stains + clear coat	<b>EXTRUDED ALUMINUM</b> 5 color options	<b>EXTRUDED ALUMINUM</b> 6 solid colors, 4 woodgrain finishes	<b>WOOD</b> Bare pine, painted Designer Black, painted White, or clear coat	<b>FIBERGLASS</b> 4 color options
EXTERIORS	<b>EXTRUDED ALUMINUM</b> 19 colors + custom <b>OR</b> <b>WOOD</b> 3 species + custom	<b>FIBERGLASS</b> 5 color options	<b>EXTRUDED ALUMINUM</b> 6 solid colors, 4 woodgrain finishes	<b>FIBERGLASS</b> 6 color options	<b>FIBERGLASS</b> 6 color options
SIZING	Standard + custom sizing for replacement, remodeling, or new construction	Custom sizing for remodeling or new construction	Custom sizing for replacement, remodeling, or new construction	Standard + custom sizing for replacement, remodeling, or new construction	Standard + custom sizing for replacement, remodeling, or new construction
HARDWARE	Extensive selection including Marvin Gallery Hardware	Minimalist hardware for modern design aesthetic	Available in multiple styles, sizes, and finishes to complement the window + door aesthetics	Available in 6 finish options with 2 door handle styles	Available in 6 finish options with 1 door handle styles
COASTAL + WATERFRONT	Hurricane Impact Zones 3 and 4, + PG 50 Products		All products rated for High Velocity Hurricane Zone (IZ4)	Hurricane Impact Zone 3, + PG 50 Products	



Since we opened as a family-owned and -operated lumber and cedar company in 1912, Marvin has designed products to help people live better. We remain committed to bringing beauty and simplicity into people's lives with windows and doors that stand the test of time.

**[MARVIN.COM/HISTORIC](https://www.marvin.com/historic)**

©2023 Marvin Lumber and Cedar Co., LLC. All rights reserved.  
®Registered trademark of Marvin Lumber and Cedar Co., LLC.  
Part #19983283. January 2023.

Colors shown in printed materials are simulations and may not precisely duplicate product or finish colors. Contact your local Marvin dealer to view actual product and finish color samples.