



E-SERIES



## E-Series Windows & Patio Doors

For unmatched flexibility and design freedom, E-Series windows and patio doors are made to your exact specifications.

They allow you to create custom shapes, dramatic sizes and striking combinations to set your work apart. You can choose from 50 standard exterior colors, custom colors and anodized finishes, plus a range of interior wood species and beautiful interior finishes. Or, if your customers want something even more distinctive, we can source virtually any wood species they desire.

E-Series windows and patio doors give you unlimited possibilities to create your original.



# Unlimited Possibilities

## UNLIMITED EXTERIORS

- Extruded aluminum exteriors
- 50 exterior colors
- 2-, 3- and 4-tone exteriors
- 7 anodized finishes
- Custom colors available

## UNLIMITED DESIGNS

- Made to exact design specifications
- Combine shapes, sizes and styles for a unique look
- Wide selection of hardware styles and finishes
- Variety of divided light styles and sizes

## UNLIMITED INTERIORS

- 10 wood species options
- Custom wood species available
- 21 interior finishes
- Custom stains and matching available

## UNLIMITED VIEWS

- High-Performance Low-E4® glass standard
- Additional energy-efficient glass options available
- Decorative and specialty glass options available
- Built-in blind and shade options
- Innovative insect screens

# Unlimited Exteriors





## Exterior Construction

- Heavy-gauge, extruded aluminum-clad wood sash and frame
- Greater structural capabilities than roll-form aluminum
- Extruded aluminum provides crisp detailing that adds dimension and depth to your design
- Extrusions slide onto wood and are secured independently, allowing both wood and aluminum to expand and contract naturally

# Exterior Options

- 50 colors meet AAMA 2604 specifications
- Create multi-tone exteriors by mixing and matching colors at no additional charge
- Seven anodized finishes create metallic appearance
- Custom colors and colors conforming to AAMA 2605 specifications available
- Limited warranty covers exteriors for 10 years against chalking and color change and 20 years against cracking, checking, peeling, flaking, blistering and loss of adhesion\*

## ANODIZED FINISHES



## EXTERIOR COLORS



\*Visit [andersenwindows.com/warranty](http://andersenwindows.com/warranty) for details.  
 Printing limitations prevent exact color duplication. See your Andersen supplier for actual color samples.

# Exterior Options

- Exterior trim adds depth and traditional appeal to your design
- Flat casing, brick mould and sill nosing options available
- Create your own custom profile; works well in historical applications
- Mix and match exterior colors or anodized finishes for a unique color combination

## EXTERIOR TRIM STYLE OPTIONS



3 ½" Flat Casing shown on hinged inswing patio door



5 ½" Flat Casing and 1 ½" Sill Nosing shown on casement window



2" Adjustable Brick Mould shown on hinged inswing patio door



2" Brick Mould and 1 ½" Sill Nosing shown on casement window



3 ½" Brick Mould and 1 ½" Deep Sill Nosing shown on double-hung window



3 ½" Backband and Bead Casing and 1 ½" Sill Nosing shown on casement window



3 ½" Ovolo Brick Mould and 1 ½" Deep Sill Nosing shown on double-hung window






Unlimited Interiors



# Interior Options

## WOOD SPECIES

- Natural wood adds character to your design
- Additional wood species and custom species available



## INTERIOR FINISH OPTIONS

- Factory-applied stains and painted options offer convenience and beauty
- Exposed edges are stained prior to assembly for complete and consistent finish
- Variety of stains and painted options
- Custom stains and matching available

### STAINS



### PAINTED OPTIONS



\*The mahogany name is representative of non-endangered, African mahoganies. Printing limitations prevent exact color duplication. See your Andersen supplier for actual color samples. Interiors are unfinished unless a stain or basecoat option is specified. Some nail and staple holes may need to be filled prior to applying the final finish.

# Unlimited Designs





# Unlimited Combinations

- Great for use in new construction, remodeling and replacement commercial projects
- Custom sizing allows products to fit into existing openings
- Variety of factory mullions available on many products
- LVL mullions available for field reinforcement with third-party testing documentation



# Windows

- Casement, awning, French casement, radius casement, push out casement and push out awning windows
- Double-hung, radius single-hung, monumental single-hung, gliding, and bow and bay windows
- Specialty fixed windows in a variety of shapes and two frame profiles
- Insert double-hung windows and sash replacements kits
- Custom sizing allows windows to fit any opening



## Doors

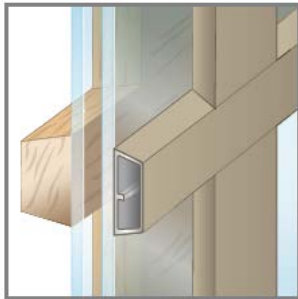
- Hinged patio doors and commercial doors
- Gliding patio and French gliding patio doors including 4-panel doors
- Sidelights, venting sidelights and transoms
- Optional mid-rails and raised panel inserts
- Concealed Panic System (CPS) door eliminates need for center astragal and exposed vertical rods on 2-panel doors
- Custom sizing allows windows to fit any opening

# Grille Options

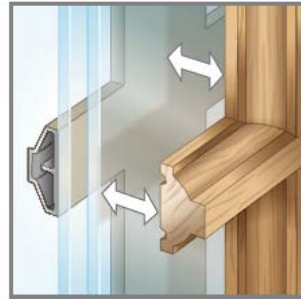
- Variety of grille styles and sizes:
  - Fixed interior and exterior grilles with or without internal spacers
    - Available in five widths: 5/8", 7/8", 1-1/8", 1-1/2" and 2-1/4"
    - Available in two profiles: ovolo and contemporary
  - Removable wood grilles in 7/8" width and two profiles
  - Finelight™ grilles-between-the-glass in two sizes and profiles: 5/8" flat and 1" contoured
- Variety of patterns available
- Mix and match widths to create your own design



Full Divided Light  
(shown in ovolo profile)



Simulated Divided Light  
(shown in contemporary profile)



Removable Interior Wood Grille  
(shown in ovolo profile)



Finelight™ Grilles-Between-the-Glass  
(shown in contoured profile)



# Window Hardware

## CASEMENT & AWNING HARDWARE

### CASEMENT & AWNING WINDOWS

Operator Handle & Cover



Antique Brass | Black | Bright Chrome | Bronze | Gold  
Oil Rubbed Bronze | Pewter | Polished Brass | Satin Chrome | White

Sash Lock  
(Finish matches handle)



### PUSH OUT CASEMENT & AWNING WINDOWS

Lock Handle



Antique Brass | Black | **Oil Rubbed Bronze**  
Polished Brass | Satin Chrome | White

Insect Screen Pull



### FRENCH CASEMENT WINDOWS

Operator Handle & Cover



Sash Lock



Antique Brass | **Black** | Bright Chrome | Bronze  
Polished Brass | Satin Chrome | White

## DOUBLE-HUNG, SINGLE-HUNG & GLIDING HARDWARE

### DOUBLE-HUNG & SINGLE-HUNG WINDOWS

Sash Lock



Antique Brass | Black | Bright Chrome | Bronze | Gold  
Oil Rubbed Bronze | **Pewter** | Polished Brass | Satin Chrome | White

Sash Lift



### GLIDING WINDOWS

Sash Lock



Slim Line  
Sash Pull\*



Antique Brass | **Black** | Bright Chrome  
Bronze | Gold | Oil Rubbed Bronze | Pewter  
Polished Brass | Satin Chrome | White

## HARDWARE FINISHES



Antique Brass



Black



Bright Chrome



Bronze



Gold



Oil Rubbed Bronze



Pewter



Polished Brass



Satin Chrome



White

\*Sash pull available in finishes of Black, Bronze, Gold, Polished Brass and White.

*Bold name denotes finish shown.*

# Patio Door Hardware\*

## GLIDING PATIO DOOR HARDWARE (G)



**YUMA®**  
Distressed Bronze  
Distressed Nickel



**ENCINO®**  
Distressed Bronze  
Distressed Nickel



**ANVERS®**  
Bright Brass  
Oil Rubbed Bronze  
Satin Nickel



**NEWBURY®**  
Antique Brass | Bright Brass  
Brushed Chrome  
Oil Rubbed Bronze  
Polished Chrome | Satin Nickel



**COVINGTON™**  
Antique Brass  
Bright Brass  
Oil Rubbed Bronze



**WHITMORE®**  
Antique Brass | Bright Brass  
Oil Rubbed Bronze | Satin Nickel



**ALBANY**  
Black | Gold Dust  
Stone | White



**TRIBECA®**  
Stone | White

## HARDWARE FINISHES



Antique Brass



Black



Bright Brass



Brushed Chrome



Distressed Bronze



Distressed Nickel



Gold Dust



Oil Rubbed Bronze



Polished Chrome



Satin Nickel



Stone



White

\*All Andersen® hardware is sold separately, except standard hardware.  
Distressed bronze and oil rubbed bronze are "living" finishes that will change with time and use.

*Bold name denotes finish shown.*



# Patio Door Hardware

## FSB® HINGED PATIO DOOR HARDWARE \*

Durable, stainless steel FSB® hinged door hardware features clean lines and a sleek satin finish for a thoroughly modern look.



1035



1075



1076



1102

## YALE® ASSURE LOCK® \*\*

Homeowners can monitor, lock and unlock their hinged patio doors from anywhere with the Yale® Assure Lock®\*\*. With one-touch locking and a battery back-up, smart home integration just got easier. Available with Anvers® handle set in Satin Nickel finish.



\*Hardware is sold separately.

\*\*When using a compatible Z-Wave system.

All marks where denoted are trademarks of their respective owners.



# Glass & Insect Screen Options

## GLASS

- Low-E4<sup>®</sup> glass at no additional charge
- Additional glass options include:
  - SmartSun<sup>™</sup> glass
  - PassiveSun<sup>®</sup> glass
  - HeatLock<sup>®</sup> technology
  - Tinted glass
  - Laminated glass
  - Stormwatch<sup>®</sup> protection
  - Triple-pane glass
  - Specialty glass and more
- Glass options to meet special STC/OITC requirements
- Three decorative glass collections featuring beveled, frosted, grooved, colored and/or textured glass or create your own design

## INSECT SCREENS

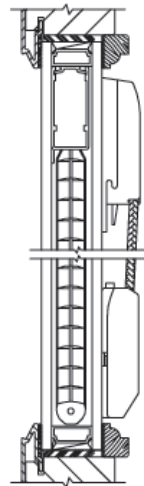
- Optional TruScene<sup>®</sup> insect screens offer 50% more clarity than our conventional aluminum insect screens
- Optional retractable insect screens for casements and awning windows, and concealed insect screens for hinged and gliding patio doors
- Additional insect screen options available



# Privacy Options

## BLINDS-BETWEEN-THE-GLASS

- Blinds –between-the-glass available on most patio doors and rectangular specialty windows
- Blinds are placed between two panes of glass away from dust, dirt and damage
- Tilt, raise and lower with one control cord\*



### BLIND COLORS

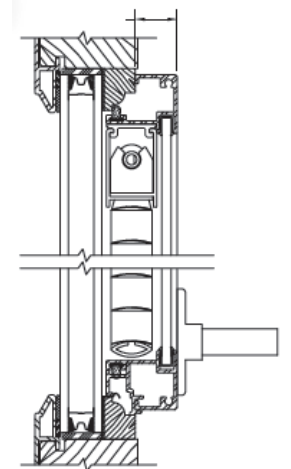


### SHADE COLORS



## SYSTEM 3 BLINDS & SHADES

- System 3 blinds and shades available on most casement, awning, rectangular specialty windows and hinged patio doors
- Applied to the interior of the sash, creating a triple-glazed window for greater energy efficiency



\*Not all sizes of between-glass-blinds are retractable..  
Printing limitations prevent exact color duplication. See your Andersen supplier for actual color samples.

# VeriLock<sup>®</sup> Sensors

With the most advanced technology in the industry, patented VeriLock<sup>®</sup> wireless sensors indicate whether windows and patio doors are open, they even know if they are locked or unlocked.\* No other sensors can do that.

## HELPS MAXIMIZE ENERGY EFFICIENCY

Windows that are closed and locked are more energy efficient than windows that are closed, but unlocked. VeriLock sensors know which windows and doors are open and unlocked\* to help homeowners better manage energy efficiency.

## MAINTAINS WARRANTY

Other sensors require drilling, voiding warranties. Our sensors require no drilling and come with their own limited warranty.\*\*

## PRESERVES BEAUTY

VeriLock sensors colors complement many Andersen<sup>®</sup> hardware and interior finishes.



White



Gold Dust



Taupe Gray



Stone



Black

### E - SERIES DOUBLE-HUNG WINDOW



Available in all window hardware finishes

### CASEMENT & AWNING WINDOW



Available in all window hardware finishes

### HINGED PATIO DOOR



Black | Stone  
Taupe Gray | White

### GLIDING PATIO DOOR



Black | Stone  
Taupe Gray | White



\*When properly configured and maintained with a professionally installed security system and/or self-monitoring system compatible with Honeywell<sup>®</sup> 5800 controls. See your Andersen supplier for more information.

\*\*Visit [andersenwindows.com/warranty](http://andersenwindows.com/warranty) for details.

# Environmentally Responsible

- Utilize wood harvested from managed forests and leverage engineered wood technology whenever possible
- Finger-jointed wood and laminated veneer lumber (LVL) use wood efficiently and result in superior performance
- Water-based finishes are used and have less impact on the environment than oil-based products
- Cladding contains reclaimed aluminum, requiring less energy to process than virgin aluminum
- Meets or exceeds one of the toughest indoor emission standard – California Section 03150 specification
- Forest Stewardship Council® (FSC-C107730) Chain-of-Custody Certification, available upon request



# E-Series Windows & Patio Doors

"Andersen" and all other marks where denoted are trademarks of Andersen Corporation.  
©2018 Andersen Corporation. All rights reserved. 04/18

