

# ESSENTIAL

MARVIN ESSENTIAL™ COLLECTION



# THE MARVIN PORTFOLIO

Inspired by how people live, the Marvin portfolio is organized into three product collections—defined by the degree of design detail and customization opportunities. Our thoughtful solutions provide exceptional performance, energy efficiency, low maintenance, and quality you can see, feel, and touch, making it easy to bring your vision to life.

## MARVIN SIGNATURE™ COLLECTION

Previously known as Marvin Windows and Doors  
Includes Ultimate and Modern product lines



Featuring the Ultimate and Modern product lines, the Marvin Signature collection offers the broadest range of product types, sizes, configurations, and design options. Every detail is considered, delivering the highest level of architectural correctness and unrivaled appeal.



More Flexible



## MARVIN ELEVATE™ COLLECTION

Previously known as Integrity Wood-Ultrex



The Elevate collection is thoughtfully designed to offer specifically-chosen features and options to help make your vision a reality. Warm wood interiors with strong, durable, Ultrex® fiberglass exteriors, provide the ideal combination of beauty and strength.

## MARVIN ESSENTIAL™ COLLECTION

Previously known as Integrity All Ultrex



The Essential collection makes it easy to achieve design and quality with clean lines, streamlined options, and powerful performance. Strong, durable, Ultrex fiberglass interiors and exteriors mean windows and doors that are virtually maintenance free.

LEVEL OF DESIGN DETAIL AND CUSTOMIZATION →

More Streamlined



Casement and Picture windows in Bronze

**Marvin Essential™ collection**

# DESIGN AND PERFORMANCE, MADE EASIER

Characterized by clean lines, powerful performance, and streamlined options, the Marvin Essential collection makes it easier to achieve design and quality. Previously known as Integrity All Ultrex®, the Essential collection features durable Ultrex fiberglass interiors and exteriors, making it virtually maintenance free.

**About Us**

At Marvin, we're driven to imagine and create better ways of living, helping people feel happier and healthier inside their homes. We believe that our work isn't just about designing better windows and doors—it's about opening new possibilities for the people who use them.





Casement and Picture windows in Ebony



## TABLE OF CONTENTS

8	WHY MATERIALS MATTER
12	ENERGY EFFICIENCY
14	DESIGNED WITH PROS IN MIND
<b>16</b>	<b>WINDOWS + DOORS</b>
18	CASEMENT + AWNING
20	SINGLE HUNG
22	DOUBLE HUNG
24	GLIDER
26	PICTURE
28	ROUND TOP
30	SPECIALTY SHAPES
32	SLIDING PATIO DOOR
<b>34</b>	<b>PRODUCT OPTIONS</b>
36	INSTALLATION ACCESSORIES
37	EXTERIOR TRIM
38	DESIGN OPTIONS
40	HARDWARE STYLES

# WHY MATERIALS MATTER

## THE MARVIN MATERIALS DIFFERENCE: ULTREX FIBERGLASS

Choosing the right materials for windows and doors is important when it comes to long-term appearance and performance. Ultrex®, an innovative fiberglass material pioneered by Marvin over 20 years ago, was one of the first premium composites on the market. However, not all composites are created equal.

- Some companies use materials like sawdust and vinyl to produce a composite material with fundamentally different properties and performance values. But Ultrex is different. Its material makeup contains a high density of woven fibers bound by a thermally-set resin that makes it more resistant to pressure and temperature than vinyl-based composites.
- With such different materials grouped in the composites category, it becomes important to know what sets them apart.



## STRENGTH AND STABILITY OF ULTREX

Ultrex fiberglass is highly impact resistant and more rigid than vinyl and vinyl/wood composites. Issues of instability and less-than-perfect alignment that can complicate installation—and long-term performance—are not a concern with Essential collection windows and doors.

The exceptional strength and stability of Ultrex eases installation and establishes a secure, long-lasting fit that stays square and true, year after year.

### PULTRUDED FIBERGLASS

Thin strands of strong glass cables, saturated with compounded resins create a durable material.

### PATENTED FINISH

The patented finishing process applies an impermeable and AAMA 624 verified factory finish.







Picture windows in Stone White

ULTREX FIBERGLASS: QUITE POSSIBLY  
THE PERFECT BUILDING MATERIAL®

# WHY MATERIALS MATTER

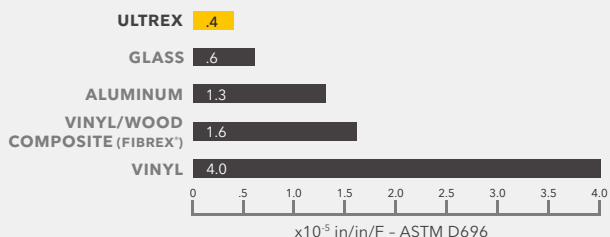
## TEMPERATURES MAY FLUCTUATE, BUT ULTREX WON'T

Ultrrex® expands and contracts at virtually the same rate as glass so it works with glass rather than against it. This means seals aren't as prone to leaking and windows aren't subjected to sagging issues like other composites.

This is especially true when compared to vinyl, which can distort in extreme heat and crack in fluctuating temperatures. Ultrrex resists distortion even at temperatures up to 285°F. Rapid temperature change doesn't faze Ultrrex. From -30°F to 70°F, a 6 foot stile changes less than 1/32 inch in length.

### EXPANSION MEASUREMENT

Ultrrex expands and contracts at virtually the same rate as glass.



## INDUSTRY'S BEST FIBERGLASS FINISH FOR LASTING BEAUTY

Ultrrex is the first and only fiberglass finish to be verified to AAMA's 624 voluntary finish specifications for fiber reinforced thermoset profiles (fiberglass).

Windows and doors made with Ultrrex resist scratches, dings, and marring more than vinyl. Our patented, mechanically bonded acrylic finish is up to three times thicker than painted competitive finishes, and it resists UV degradation up to five times longer than vinyl—even on dark colors.


### PATENTED ACRYLIC CAP



ULTREX



COMPOSITES



ULTREX



COMPOSITES



Picture windows in Stone White





Casement, Awning, and Picture windows in Ebony

# COOLER IN SUMMER, WARMER IN WINTER

## TOP RATED ENERGY EFFICIENCY

The National Fenestration Rating Council (NFRC) defines energy performance ratings for the entire window and door industry. It rates:

- **U-factor:** How well a window keeps heat inside a building.
- **Solar heat gain:** A window's ability to block warming caused by sunlight.
- **Visible light transmittance:** How much light gets through a product.
- **Air leakage:** Heat loss and gain by air infiltration through cracks in the window assembly.

Ultrex® fiberglass is 500 times less conductive than roll-form aluminum and is similar to wood and PVC. It provides an insulated barrier against extreme weather temperatures, keeping homes comfortable, and reducing heating and cooling costs.

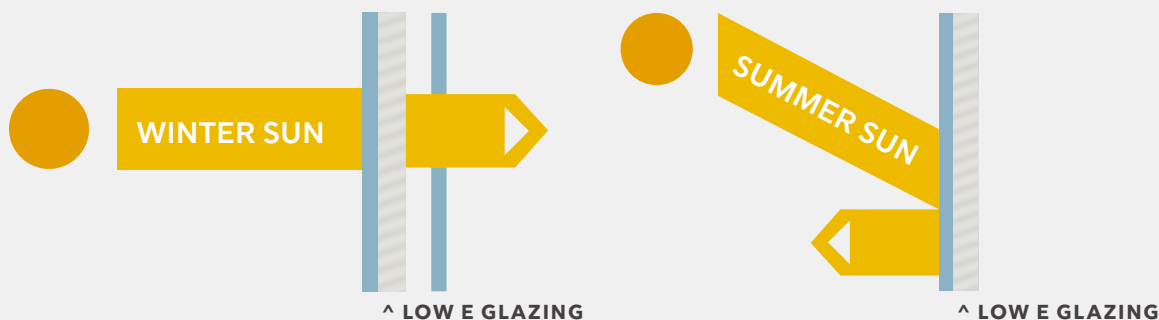
## ENERGY COST SAVINGS

Marvin was the first major window and door manufacturer to offer energy-efficient Low E2 glass and ENERGY STAR® certified performance on all of our standard windows and doors. Compared to non-certified products, ENERGY STAR certified windows and doors cut heating and cooling costs by 12%.\*

The Essential collection offers Low E1, Low E2, Low E3, and Low E3/ERS insulated glass with argon gas, which has thermal conductivity 30% lower than that of air. It adds improved solar and thermal protection by distinguishing between visible light, damaging UV, and near-infrared rays to offer the ultimate glass performance, and provides a selection of energy-efficient solutions depending on your climate and needs.

## LOW E GLASS COATING

The Low E coating is specially designed to take advantage of the angle of the winter and summer sun. Winter sun is absorbed and conducted indoors. Summer sun is filtered and reflected back outdoors.







## A MORE COMFORTABLE INTERIOR, REGARDLESS OF THE SEASON

Keep heat inside during cooler weather and block the sun's rays during warmer weather with Dual Pane windows and Low E coating.

# DESIGNED WITH PROS IN MIND

## PEACE OF MIND

Every project has its own unique requirements and Marvin is equipped to meet those challenges. Our unique Ultrex® fiberglass construction, available factory services, unmatched delivery, and network of dedicated service and support personnel make the Essential collection the perfect choice—no matter the project.

**FAST & EFFICIENT  
DELIVERY**

## EASY TO ORDER, SIMPLE TO INSTALL

The Essential collection offers simplified options to make the order process straightforward. Installation options and accessories make installing Marvin easier than ever. See page 36 for more information.

## MARVIN HAS YOU COVERED

The Essential collection is backed by a fully transferable 20/10 warranty—20-year coverage on glass, and 10-year coverage on manufacturing materials and workmanship.



Casement, Awning, and Picture windows in Bronze





## CREATING VALUE AND EFFICIENCY EVERY STEP OF THE WAY

Weather-tight, solid, and durable Ultrex fiberglass means there are virtually no call-backs. Essential window and door profiles are optimized for the maximum in performance and fit.





Sliding Patio doors, Double Hung, Glider, and Picture windows in Bronze



Marvin Essential™ collection

# WINDOWS + DOORS



## CASEMENT + AWNING



Casement windows in Bronze with Oil Rubbed Bronze hardware





Sliding Patio door, Awning, and Specialty Shape windows in Bronze

## CASEMENT + AWNING

- Multi-point sequential locking system provides superior PG40 performance rating with single lever operation.
- Stationary, operating, transom, and picture units available.
- Folding handle provides easy operation and neatly stows out of the way of window treatments and blinds.
- Casement available in standard and special sizes up to 3 feet wide by 6 feet high.
- Awning available in standard and special sizes up to 4 feet wide by 3 feet high.
- Coordinating Picture and Transom windows available up to 6 feet wide by 6 feet high.
- Features an easy to remove screen with concealed fasteners.
- Crank out operation.



CASEMENT INTERIOR



AWNING EXTERIOR



FOLDING HANDLE SHOWN IN BRONZE

# SINGLE HUNG



Single Hung windows in Stone White





Single Hung windows in Stone White

## SINGLE HUNG

- Features a fixed top sash and a movable bottom sash for a traditional double hung look.
- Comes with a standard aluminum half screen; optional full screen is available.
- Lower sash lock provides a positive detent, reassuring user that the window is either locked or unlocked.
- Equal, Cottage, and Reverse Cottage sash provide a variety of looks and checkrail heights.
- Up to PG50 performance rating.
- Factory, reinforced, and field mulling kits available.
- Standard and special sizes up to 4 feet wide by 6 feet 6 inches high.
- Coordinating Picture and Transom windows available in sizes up to 5 feet wide by 6 feet high.
- The lower sash removes easily with no strings or cords to detach.



INTERIOR



EXTERIOR



COTTAGE AND REVERSE COTTAGE SASH RATIO

## DOUBLE HUNG



Double Hung windows in Stone White with White hardware





Double Hung windows in Stone White with White hardware

## HUNG

- Two movable sash with versatility to create ventilation at the top, bottom, or both.
- Equipped with a standard full screen; optional half screen is available.
- Tilt latches are ergonomically designed and easy to operate, making tilting and cleaning effortless.
- Up to PG50 performance rating on a majority of sizes.
- Equal, Cottage, and Reverse Cottage sash provide a variety of looks and checkrail heights.
- Factory, reinforced, and field mulling kits available.
- Available in standard and special sizes up to 4 feet wide by 6 feet 6 inches high.
- Coordinating Picture and Transom windows available in sizes up to 5 feet wide by 6 feet high.



INTERIOR



EXTERIOR



TILT MODE FOR EASY CLEANING

# GLIDER



Glider and Picture windows in Ebony with Grilles-between-the-glass





Glider windows in Stone White

## GLIDER

- Perfect alternative to a swinging sash.
- Operating sash easily tilts and removes with no cords or strings to detach.
- Tilt latches are ergonomically designed and easy to operate making tilting and cleaning effortless.
- Innovative screen design for easy installation and removal.
- Triple sash option provides the appearance of a picture window assembly.
- Available in dual sash with left or right operating panel as well as triple sash with fixed center panel and two operating end panels.
- PG25 performance rating on triple-sash, and up to PG40 performance rating on dual-sash.
- Available in standard and special sizes up to 6 feet wide by 5 feet high for dual sash and 8 feet wide by 5 feet high for triple sash.



INTERIOR



EXTERIOR



GLIDER PULL SHOWN IN STONE WHITE

# PICTURE



Casement and Picture windows in Ebony with Matte Black hardware





Picture windows in Ebony

## PICTURE

- Fixed window available in either in-sash or direct glaze to meet various design needs.
- Direct glaze:
  - › Glass meets the frame directly without a sash for a simple, clean profile with more glass area.
  - › Available in sizes up to 9 ½ feet wide by 9 ½ feet high, not to exceed 49 square feet.
- In-sash:
  - › Designed to match profiles of operable windows in the Essential collection.
  - › Casement Picture windows available in sizes up to 6 feet wide by 6 feet high.
  - › Double Hung Picture windows available in sizes up to 5 feet wide by 6 feet high.



INTERIOR



EXTERIOR



INTERIOR WINDOW PROFILE SHOWN IN STONE WHITE

# ROUND TOP



Casement and Round Top windows in Stone White





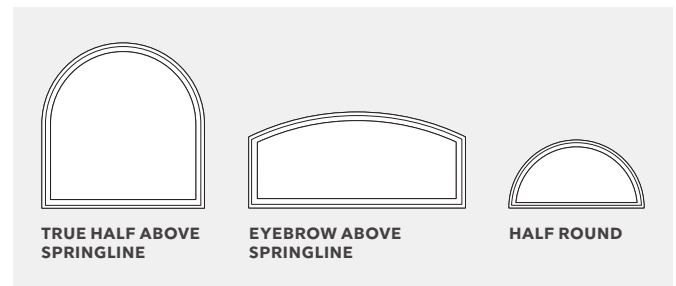
Casement and Round Top windows in Stone White

## ROUND TOP

- Constructed of a glass reinforced composite capped with proprietary acrylic finish.
- Complements Ultrex fiberglass performance and radius profile.
- Available nailing fin, installation bracket, and through jamb installation.
- Perforated folding radius nailing fin provides for simple installation and proper water management.
- Available factory and field mulling options.
- Standard and special sizes up to 8 feet wide and up to 7 feet high depending on the shape.
- Up to PG50 performance rating.



EXTERIOR + INTERIOR





## SPECIALTY SHAPES



Specialty Shape windows in Stone White





Specialty Shape windows in Bronze

## SPECIALTY SHAPES

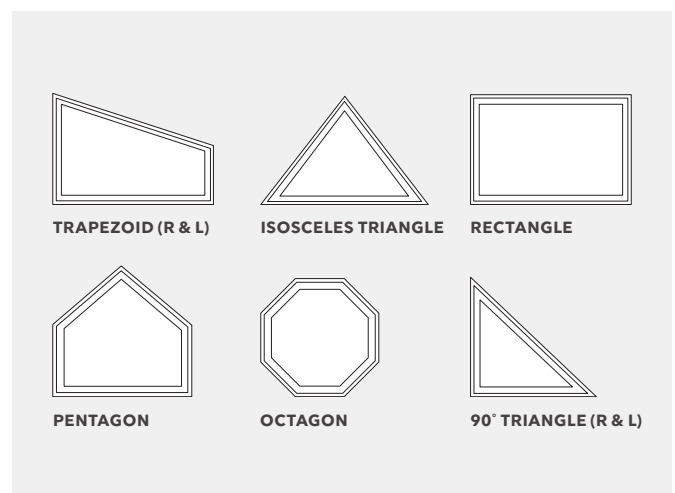
- Jambes are available factory applied or in an extension kit in 4  $\frac{1}{16}$  inch and 6  $\frac{1}{16}$  inch sizes.
- Consistent, fast delivery applies to even the most unique products.
- PG50 performance rating.
- Factory, reinforced, and field mulling kits available.
- Available in sizes up to 49 square feet. Longest leg may not exceed 9  $\frac{1}{2}$  feet.



INTERIOR PENTAGON



INTERIOR ISOSCELES TRIANGLE



## SLIDING PATIO DOOR



Sliding Patio door in Stone White with White hardware





Sliding Patio door in Ebony with Matte Black hardware

## SLIDING PATIO DOOR

- A top hung sliding screen operates smoothly without jamming.
- Matching handle set design provides style and security.
- Optional slim handle provides 32 inch net clear opening on certain 2 and 3-panel configurations (see page 39).
- Special sizing available on 2-panel configurations.
- PG30 performance rating.
- Doors come with standard tempered Low E2 insulated glass with argon gas. Optional Low E1, Low E3, and Low E3/ERS meet diverse energy-efficiency needs.
- Available in standard and special sizes up to 6 feet wide by 8 feet high for 2-panel configurations, and 9 feet wide by 8 feet high for 3-panel configurations.
- Coordinating Transom windows available.



INTERIOR



EXTERIOR



SILL DETAIL SHOWN IN BEIGE



Casement and Awning windows in Bronze



Marvin Essential™ collection

# PRODUCT OPTIONS



# INSTALLATION MADE SIMPLE AND EFFICIENT


## INSTALLATION OPTIONS AND ACCESSORIES

### 1. NAILING FIN

Pre-attached folding nailing fin and drip cap for easier installation. Available through-jamb and installation bracket options.



1



2

### 2. FACTORY-INSTALLED SCREENS

Factory-installed screens are a standard offering with operating windows. At no extra cost, we can ship your screens separately to reduce on-site damage prior to installation.



3



4

### 3. FACTORY-APPLIED JAMB EXTENSIONS

Factory-applied jamb extensions save time and labor. We supply 4 5/16" and 6 5/16" jamb depth.



5



6

### 4. FACTORY-APPLIED SHEETROCK RETURN

Factory-applied sheetrock return accommodates 1/2" to 5/8" drywall, while the 3/4" receiver accommodates box jams and thicker installation methods.



7



8

### 5. FACTORY MULLED ASSEMBLIES

Available standard factory mulling, reinforced factory mulling, or field mulling kits. The reinforced mull meets AAMA 450 specifications and performs up to a PG40 assembly rating.

### 6. FRAME EXPANDERS

3" and 1" frame expanders provide installation flexibility, while our frame filler increases the frame depth to 3 1/4" for a seamless replacement installation.

### 7. SPECIAL SIZES

Special sizes are available on windows and doors in 1/64" increments for the perfect fit every time.

### 8. J-CHANNEL

J-channel installs easily with various installation applications, while the detailed profile provides a more dramatic finished appearance.



## EXTERIOR TRIM

Ultrex® Exterior Trim is offered with all rectangular Marvin Essential products in six exterior finishes. The durability, performance, and look of Essential collection windows and doors can be extended to the trim.

### BRICK MOULD

2" Brick Mould is available with or without 2 1/8" sill nosing.

### FLAT

3 1/2" Flat Trim is available in Flat and Flat Ranch configurations with or without 2 1/8" sill nosing.

### SILL NOSE

2 1/8" Sill Nose provides authentic sill appearance.

### CONNECTION BARB

Barb and receiver attachment method provides for quick, secure installation.



Casement window with Flat Exterior Trim in Stone White



BRICK MOULD



FLAT




SILL NOSE



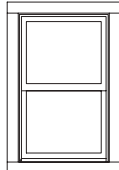
CONNECTION BARB

## TRIM CONFIGURATIONS

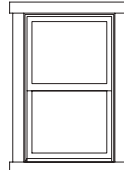
Multiple configurations are available in lineal lengths and factory pre-cut kits in all six Essential collection exterior colors.



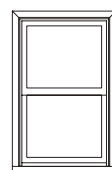
BRICK MOULD



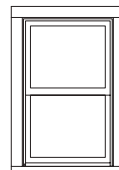
FLAT



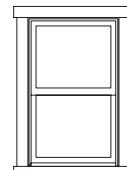
FLAT RANCH




BRICK MOULD WITH SILL NOSE




FLAT WITH SILL NOSE




FLAT RANCH WITH SILL NOSE



BRICK MOULD\*



FLAT\*



FLAT RANCH\*

\* Brick Mould, Flat, and Flat Ranch profiles are available on doors. Sill profiles are not included for door trim sets.

# DESIGN OPTIONS

## INTERIOR AND EXTERIOR FINISHES

Essential windows and doors have a durable, strong Ultrex® fiberglass interior and exterior, featuring our AAMA-verified acrylic finish for low-maintenance and superior aesthetics.

### FIBERGLASS INTERIOR COLORS

#### STONE WHITE

Available with your choice of exterior finish colors

#### BRONZE

Available when paired with Bronze exterior finish

#### EBONY

Available when paired with Ebony exterior finish

### FIBERGLASS EXTERIOR COLORS

#### STONE WHITE

#### CASHMERE

#### PEBBLE GRAY

#### EVERGREEN

#### BRONZE

#### EBONY

## GRILLES

### GRILLES-BETWEEN-THE-GLASS (GBG)

Available in several popular lite cut options for a classic divided lite look and easy glass cleaning. Available in Stone White, Bronze, and Ebony interior and Stone White, Cashmere, Pebble Gray, Evergreen, Bronze, or Ebony exterior.\*




GRILLES-BETWEEN-THE-GLASS SHOWN IN STONE WHITE



## GLASS OPTIONS

Available with Dual Pane in Low E1, Low E2, Low E3, and Low E3/ERS insulated glass with argon gas.\* Options include glazing for sound abatement (STC/OITC), high altitudes, and California fire zones.

### DECORATIVE GLASS



## ACCESSIBILITY OPTIONS

### WINDOW OPENING CONTROL DEVICE

Limits opening to 4 inches, while providing for full egress. ASTM F2090 compliant. Available on Casement, Double Hung, Single Hung, and Glider windows.

### SLIM HANDLE

Provides a 32 inch net clear opening on Sliding Patio doors on a 6 foot wide, 2-panel configuration. Compatible with Northfield and Cambridge handles.

### SASH LIMITER

Permanently limits sash movement for safety and security.

### NON-OPERABLE LOCK

Renders sash inoperable when security is a paramount concern.



**CASEMENT OPENING CONTROL DEVICE**



**DOUBLE/SINGLE HUNG OPENING CONTROL DEVICE**



**SLIM HANDLE**



**DOUBLE/SINGLE HUNG SASH LIMITER**



**AWNING SASH LIMITER**



**NON-OPERABLE LOCK**

\* Argon gas not available in high elevations where capillary tubes are required.

# HARDWARE STYLES

## WINDOW HARDWARE

Windows feature classic low-profile durable hardware for clean aesthetics, safety, and security.



### SASH LOCK

Double Hung, Single Hung, and Glider



### FOLDING HANDLE

Casement and Awning

## DOOR HANDLES

Door handles are available in two distinct hardware styles.



### CAMBRIDGE



### NORTHFIELD

### DOOR HANDLE OPTIONS

- Available keyed-alike option (use one key on multiple locks, with up to 3 different keys on each project).
- Choose a distinct interior and exterior handle finish that matches or complements the interior and exterior color of your door.

Awning windows in Stone White with Folding Handles in White





## FINISHES



Choose from a variety of hardware finishes to complement your Essential collection windows and doors.

The Physical Vapor Deposition (PVD) process adds a layer of toughness to hardware exposed to environmental factors like direct sun and humidity. PVD finishes resist fading and discoloration, even in coastal areas. PVD has the highest grade corrosion resistant finish.

PVD finish is available on exterior door hardware in Oil Rubbed Bronze, Satin Nickel, and Brass.



# THE MARVIN ESSENTIAL COLLECTION BRINGS TOGETHER DESIGN, QUALITY, AND PERFORMANCE IN ONE STREAMLINED OFFERING.

**Strong, durable fiberglass exteriors and interiors are both striking and virtually maintenance-free. Simplified options make the order process straightforward, while clean lines and versatile styles make it easy to meet project demands.**







Since we opened as a family-owned and -operated lumber and cedar company in 1912, Marvin has designed products to help people live better. We remain committed to bringing beauty and simplicity into people's lives with windows and doors that stand the test of time.

**MARVIN.COM**

©2019 Marvin Lumber and Cedar Co., LLC. All rights reserved.  
®Registered trademark of Marvin Lumber and Cedar Co., LLC.  
ENERGY STAR® and the ENERGY STAR certification mark are  
registered US marks.

Part #19981902. December 2019.

Colors shown in printed materials are simulations and may not  
precisely duplicate product or finish colors. Contact your local  
Marvin dealer to view actual product and finish color samples.