





Table of Contents

Choose Your Door	1
Door Types	3
Wood Panel Doors.....	4
French Doors	5
Flush & Prefinished Doors.....	6
Hollow & Solid Core Molded Doors	7
7/0 & 8/0 Doors	9
7/0 Barn Doors	10
Wall-Mounted Barn Door Hardware Kits	11
Fire Rated Solid Core Molded Doors	12
Fire Doors & Commercial Products	13
Commercial Products & Interior Doors	14
Special Order MDF Doors	15
Special Order Glass.....	16
Special Order Wood Doors.....	17
Specifications: Cores, Handings & Rough Openings.....	19
Care, Finishing & Warranties.....	20

Choose Your Door



7 Easy Steps to Choose Your New Interior Door

Interior doors have become an intricate part of home design and adding or upgrading the doors in your home can increase your home's value. This has raised the desire of interest for more options, functionality and an improved quality of life. With all the options on the market today, choosing an interior door can be an intimidating process. MMI DOOR has developed a step-by-step system below to help guide you in the right direction.

1

Functionality

This is a critical planning stage, use it wisely. Every opening doesn't require the same door.

- Examples:
- A) French doors (single or double) can provide light to an adjoining room while maintaining privacy
 - B) Solid core doors look the same on the outside but contain sound reducing material on the inside. Great for bathrooms, game rooms, music rooms, bedrooms, offices, etc.
 - C) Mirrored doors on a bedroom closet or bathroom door saves space, enlarges the room and creates additional reflective light
 - D) Panel doors for a bathroom or with frosted glass allows adequate light while still maintaining privacy

2

Choose a Door Design

Flush contemporary, traditional colonial or something totally unique? The choices are immense. This is your home - Make it your own!



Choose Your Door


3

Are You Painting or Staining?

This decision will narrow your choices:

Consumer Tips:

- A. Painting is quicker, less expensive and easy to change. Staining is the opposite but will produce dramatic results.
- B. If painting – Primed Panel, Molded and MDF doors are your choice. If staining – Wood Panel or Flush doors are your choice.
- C. Don't be afraid to paint the door and stain the trim or vice versa. It's happening everyday!



Pine Knotty Pine Red Oak Poplar Cherry Maple Knotty Alder Birch Fir Mahogany Primed

4

Choose Your Door Jamb

Consumer Tips:

- A. If painting – choose primed.
- B. If staining – select the same species as your door. We have a matching jamb species for any door you select. Get the wow factor going. Don't be afraid to finish the door and trim differently. See examples throughout this brochure.

5

Choose Your Hinges

Hinges are a decorative item too! Match the hinge finish with the overall hardware theme of your home. This includes locks, light fixtures and decorative accents.



US 3/4 Lite Brass US 5 Antique Brass US 3 Bright Brass US 26 Bright Chrome US 26D Brushed Chrome US 15 Satin Nickel US 15A Antique Nickel US 10CB Colonial Bronze US 1 Black Primed



Upgrade to Ball Bearing Hinges for added durability. These hinges are engineered for the smoothest and quietest door operation.

6

Sizing

Confirm the size of every opening – width and height. This includes the door as well as the “wall width” of the jamb. The good news, in most cases “Special Orders” will be available shortly after your standard size units.

7

Place Your Order!

Please Note: Availability varies by location.



Door Types

Flush Doors

Common, inexpensive and easy to paint or stain, flush doors are readily available in Primed, Oak and Birch. Flush doors are available in hollow or solid core. Special order species are also available.

Molded Doors

Molded door skins are made by combining fine wood fibers and resins and then "stamped" into a variety of raised panel designs. Their popularity is due to their value – you get a great looking door for a great price. Molded doors are available in smooth or woodgrain, hollow or solid core and represent one of the best "bang for your buck value" in the industry.

Did I Choose the Right Door?

It really comes down to your taste and budget.

Fortunately, MMI DOOR inventories a huge selection for any budget that is available to you within 7-10 days!

If you have more time, our extensive special order options are available to you within 3-6 weeks.

MDF Doors

Medium Density Fiberboard

MDF doors are an affordable step up from molded doors. They offer a smoother, denser skin (MDF) that results in a higher quality finished product when painted.

Most MDF doors are solid core. Product specifications vary by manufacturer but differences are minimal. Design and sizing possibilities are endless in this category which adds to its popularity.

Note: MDF doors available by special order only.

Panel Doors

Raised Panel, Flat Panel & French

Multiple designs, species and glass options define the top end of the interior door category. Though some wood species can be painted, the majority are stained to showcase their attractive wood grains.

Available species include Pine, Poplar and Oak.

Wood Panel Doors

Wood Panel Doors

Traditional and timeless wood panel doors are designed to fit into any decor. The richness of wood panel doors brings natural warmth to every room. These doors are offered in either raised panel or flat panel designs, and in a wide assortment of sizes.

Raised & Flat Panel Doors



4 Panel
Pine



4 Panel
Oak



4 Panel
Poplar



2 Panel Arch Top
Poplar



6 Panel
Pine



6 Panel
Oak



6 Panel
Poplar



1 Flat Panel
Primed



2 Flat Panel
Primed



3 Flat Panel
Primed



1 Panel
Primed



2 Panel
Primed

Louver Doors



Full Louver
Primed



Full Louver
Pine



Half Louver
Pine



French Doors

Enhance the beauty of any interior with our elegantly crafted line of French doors. They add elegance and privacy while maintaining brightness from one room to the next. French doors have tempered glass for extra strength and safety. Most feature a unique glass wrap that makes staining and finishing a snap.

							
1 Lite Primed	1 Lite Pine	1 Lite Oak	1 Lite Primed (Satin Etched)	10 Lite True Divided Primed	10 Lite True Divided Pine	10 Lite True Divided Poplar	10 Lite True Divided Oak
							
15 Lite True Divided Primed	15 Lite True Divided Pine	15 Lite True Divided Poplar	15 Lite True Divided Oak	15 Lite Beveled Glass Pine	10 Lite V-Groove Pine	15 Lite V-Groove Pine	15 Lite V-Groove Oak
							
9 Lite True Divided Primed	9 Lite True Divided Poplar	Pantry Primed (Frosted Glass)	Pantry Pine (Frosted Glass)	Pantry Oak (Frosted Glass)	Perimeter V-Groove Poplar	Perimeter V-Groove Oak	Perimeter V-Groove Pine
							
8/0 1 Lite Poplar	8/0 12 Lite True Divided Primed	8/0 18 Lite True Divided Primed	8/0 18 Lite True Divided Poplar	8/0 18 Lite Beveled Glass Pine	8/0 Perimeter V-Groove Primed	8/0 18 Lite V-Groove Pine	8/0 Perimeter V-Groove Pine




Flush & Prefinished Doors



Flush Doors

Flush doors are made with select raw materials that are precisely machined and assembled for a beautiful, reliable door. These economical doors are dependable and will last for years to come.



Primed



Birch



Oak

Prefinished Embossed Hardboard Doors

Prefinished Embossed doors are a simple solution for a quick, no hassle installation of new interior doors to your home. Prefinished and ready to be installed when arriving at your home is a real advantage.



Flush Imperial
Oak

*Matching mouldings
and jambes are available*



Hollow & Solid Core Molded Doors



Molded Doors

When you want plenty of options, select interior molded wood fiber doors. These doors are created in several styles, panel designs and sizes.

Single and double doors can be ordered as ready-to-install prehung units in a wide variety of sizes, jamb species and decorative hinge finishes.

Interior molded doors are expertly created to add beauty and durability to any home or commercial building project.

Consider upgrading to our solid core doors that provide more than just warmth and good looks. ProCore doors reduce noise transmission by 50% (compared to a hollow core door) and allow you to mute sound, whether it be loud music or late night television. In test after test, these doors also stand up to the dents and dings of daily life.



Smooth Colonist
6 Panel
Smooth Surface
Cove & Bead Sticking
Bifolds Available




Colonist
6 Panel
Textured Surface
Cove & Bead Sticking
Bifolds Available



Coventry
4 Panel
Smooth Surface
Cove & Bead Sticking
Bifolds Available



Carrara
2 Panel
Smooth Surface
Cove & Bead Sticking
Bifolds Available



Corvado
2 Panel
Planked
Smooth Surface
Cove & Bead Sticking
Bifolds Available



Cashal
2 Panel Arch Top
Planked
Smooth Surface
Cove & Bead Sticking
Bifolds Available



Caiman
2 Panel Arch Top
Smooth Surface
Cove & Bead Sticking
Bifolds Available



Madison
1 Flat Panel
Smooth Surface
Craftsman Sticking
Bifolds Available



Hollow & Solid Core Molded Doors

Stickings:



Cove & Bead Sticking



Craftsman Sticking



Stepped Sticking



Monroe
2 Flat Panel
Smooth Surface
Craftsman Sticking
Bifolds Available



Craftsman III
3 Flat Panel
Smooth Surface
Craftsman Sticking
Bifolds Available



Avalon
3 Panel
Textured Surface
Cove & Bead Sticking
Bifolds Available



***Conmore**
5 Panel
Smooth Surface
Stepped Sticking
Bifolds Available



Rockport
5 Panel
Smooth Surface
Cove & Bead Sticking
Bifolds Available



Camden
2 Panel Eyebrow Top
Textured Surface
Cove & Bead Sticking
Bifolds Available



Impressions Mirror
Mirror with Surrounding
Textured Surface
Cove & Bead Sticking

Princeton
2 Panel
Smooth Surface
Cove & Bead Sticking
Bifolds Available

Colonist
6 Panel
Textured Surface
Cove & Bead Sticking
(1-3/8" x 6/8 and Hollow Core Only)

*Availability varies by location

7/0 & 8/0 Doors

Stickings:



Cove & Bead Sticking



Craftsman Sticking



Stepped Sticking

7/0 Doors



Carrara

2 Panel
Smooth Surface
Cove & Bead Sticking
Solid Core Only



***Caiman**

2 Panel Arch Top
Smooth Surface
Cove & Bead Sticking
Solid Core Only



***Corvado**

2 Panel Planked
Smooth Surface
Cove & Bead Sticking
Bifolds Available



***Conmore**

5 Panel
Smooth Surface
Stepped Sticking
Bifolds Available



All molded doors available in 7/0

Additional 8/0 molded door options available

Molded doors available non-rated or with 20 MIN fire ratings

8/0 Doors



***Caiman**

2 Panel Arch Top
Smooth Surface
Cove & Bead Sticking
Hollow & Solid Core



***Carrara**

2 Panel
Smooth Surface
Cove & Bead Sticking
Hollow & Solid Core



***Corvado**

2 Panel Planked
Smooth Surface
Cove & Bead Sticking
Bifolds Available



***Smooth Colonist**

6 Panel
Smooth Surface
Cove & Bead Sticking



Rockport

6 Panel
Smooth Surface
Cove & Bead Sticking
Solid Core Only



***12 Lite**

Pine V-Groove French Doors
Tempered Glass



***18 Lite**

Pine V-Groove French Doors
Tempered Glass

*Availability varies by location

7/0 Barn Doors

Combining both style and practicality, barn doors are a fresh and unique take on a traditional and timeless look.

Product Description:

- Ideal for openings 28" - 42" wide
- Unique barn door style hardware enables the door to slide parallel to the wall
- Primed for field finishing
- Barn door hardware kits are also available to be sold separately



K Bar Planked




Z Bar Planked



Primed K Bar Planked Door with Matte Black Top Mount Track and Mounting Board

K and Z Bar Planked:



Stile and Rail Construction
Smooth Surface
Planked

Pre-Routed Door Bottom

Available in sizes:

3/0 x 7/0

3/6 x 7/0



Primed Carrara Door with Stainless Steel Bent Strap Track and Mounting Board



*Carrara



**Primed 15 Lite

Carrara and Primed 15 lite:



Solid Core
Smooth Surface
Cove & Bead Sticking

***Available in sizes:**

1/6 x 7/0 2/6 x 7/0

1/8 x 7/0 2/8 x 7/0

2/0 x 7/0 2/10 x 7/0

2/4 x 7/0 3/0 x 7/0

****Available size:**

3/0 x 7/0

Wall-Mounted Barn Door Hardware Kits

A traditional system is redefined with contemporary styles and finishes to complement the home, office space or any opening space imaginable.



Primed Z Bar Planked Door with Oil Rubbed Bronze Bent Strap Track and Mounting Board

Product Description:

- Hardware available to support 1-3/8" and 1-3/4" thick doors weighing up to 250 lbs.
- Kits available in 78-3/4" and 90" track lengths, including door straps, all mounting hardware and floor guide options
- Available in three factory finishes ready to install: Matte Black, Stainless Steel and Oil Rubbed Bronze
- Ideal for openings 28" - 36" wide on a 78-3/4" track and openings 36"- 42" wide on a 90" track
- Unique barn door style hardware enables the door to slide parallel to the wall
- Use for closets, room dividers or passage door applications
- Available accessories: Track joiner for bi-parting door application, door handle, and recessed door pull

Available Finishes:



Available Barn Door Kit Options:



Top of Door Mount Kit



Bent Strap Kit



Door Handle



Recessed Door Pull

Fire Rated Solid Core Molded Doors

FIRE RATING **20 MIN**



Standard 2/8 x 6/8 Fire Door Units

The Unit Includes:

- 4-9/16" primed wood exterior frame with applied brickmould and weatherstripping*
- Composite adjustable sill
- 20 Minute NAMI Fire Label
- 4" Satin Nickel Hinges applied

Although these door units are not designed to use exposed to the weather (See our Fiberglass Exterior Door Offering); you can perfectly match your interior molded doors with a fire code compliant "Garage-to-Home Entry Door!"

*Check local statutes for compliance



Carrara
2 Panel
Smooth Surface
Cove & Bead Sticking



Caiman
2 Panel - Arch Top
Smooth Surface
Cove & Bead Sticking



Cashal
2 Panel - Planked Arch Top
Smooth Surface
Cove & Bead Sticking



Craftsman III
3 Flat Panel
Smooth Surface
Craftsman Sticking




Rockport
5 Panel
Smooth Surface
Cove & Bead Sticking

Fire Doors & Commercial Products

Fire Doors

Residential Styling, Commercial Grade Safety

MMI DOOR offers a line of 20 Minute and 90 Minute fire rated door units in White Birch and Red Oak to fit our stock EZ Steel Frames or hollow metal frames.



FIRE RATING 20 MIN

White Birch

- 2/8 x 6/8
- 3/0 x 6/8
- 3/0 x 7/0

Red Oak

- 2/8 x 6/8
- 3/0 x 6/8
- 3/0 x 7/0

FIRE RATING 90 MIN

(Mineral Core)

White Birch

- 2/8 x 6/8
- 3/0 x 6/8
- 3/0 x 7/0

Red Oak

- 3/0 x 6/8
- 3/0 x 7/0

18 Gauge Steel Fixed Frame

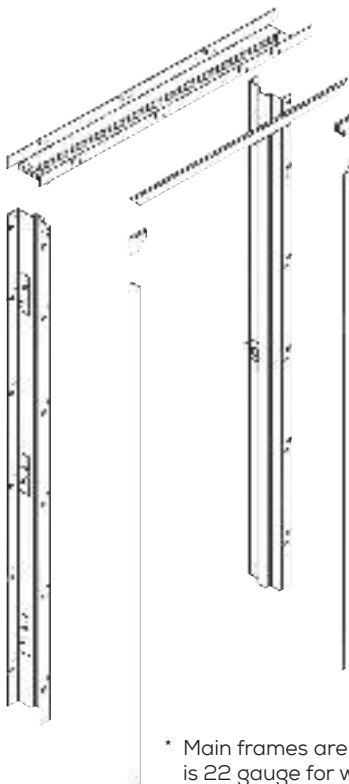
Our EZ Steel door frame is a fixed throat prefinished standard steel door frame designed for interior applications in new construction and light commercial projects such as assisted living, hotel/motel, office and residential. Check local statutes for compliance. Additional options available. Other specs include:

- NAMI **90 MIN** neutral and positive pressure fire rated label, wood or steel studs
- Constructed of 18 gauge galvanized A60 steel
- 2 Fixed frame sizes available**:
4-5/8" 4-7/8"
 (10 other sizes varying from 4" to 7-3/8" are available as well as special/custom sizes**)
- Available for 1-3/4" thick doors
- 5/8" stop height
- Removable without damage to existing wall
- Hinge preps: 4"
- 2-3/4" adjustable T-strike prep
- Prefinished steel R.E. casing to match frame (1-1/2" width)
- Frame-stock finish brown

Options

- Special hinge or strike locations
- Non-standard wall size
- 4-7/8" ASA strike prep
- 2-1/4" Full lip strike prep
- 2-3/4" deadbolt prep
- Available for 1-3/8" thick doors
- Kerf fixed throat frame option
- Standard threshold prep
- Prefinished aluminum casing to match frame (1-1/2" width)
- Prefinished colonial casing to match frame (1-3/4" width)
- Hinge preps: 4-1/2"

EZ Steel Frame®



* Main frames are 18 gauge and closure trim is 22 gauge for walls up to 7-1/2", walls over 7-1/2" is 18 gauge

** Stock sizes may vary by location

Commercial Products & Interior Doors

Commercial Doors

Traditionally, commercial products were never synonymous with residential interior doors. As lifestyles have changed, more and more commercial products have been applied in the field on interior doors creating new ideas and simplicities for homeowners that have never been experienced before.

Below are a few examples of the application of light commercial hardware products such as door stoppers, push plates, panic bars and self-closing hinges that can make your life more convenient while providing a safer environment for your family.

Commercial Products Interior & Exterior Application

MMI DOOR offers a full line of commercial doors, frames and hardware in stock for immediate delivery. Many of these items are adaptable to our residential products in this catalog. You may want to consider self closing hinges, automatic door closers or panic devices .Please refer to our commercial brochure for further details.




Special Order MDF Doors

TRIA™ Doors **SPECIAL ORDER**

Available in 3-6 Weeks

With Tria (Premium Composite) doors, the possibilities are endless and complement architectural styles from Craftsman to Contemporary, Mediterranean to Modern and everything in between. Specialty glass, mirror, magnetic chalkboard and louver are available. Below are some samples of our standard designs:




Special Order Glass

Glass Options

SPECIAL ORDER
Available in 3-6 Weeks

Crystal clear, frosted, semi-opaque, with or without decorative patterns – we offer over 90 types of glass. Choose the door and then select the glass that will make the door of your dreams complete. Below is a small sample of the glass type options available.



Austin



Bamboo



Everglade



Hammered
Large



Mayflower



Narrow
Reed



Rain
Water



Rough
Rolled



Waterglass



Above: 15 Lite True Divided Oak French Doors – one with clear and the other with “Hammered” glass

Custom Order Doors

From panels created with personalized designs to custom sized doors, when it comes to special requests, it's clear the possibilities are endless. MMI DOOR will process your order quickly and efficiently so you get the door you expect and you get it on time.



Left: 1 lite - Knotty Alder interior door with “Rain Water” glass

Special Order Wood Doors

Special Order Doors

SPECIAL ORDER
Available in 3-6 Weeks

MMI DOOR allows your imagination to run free. Consider unique door styles, glass options and alternative wood species. Instead of the traditional wood panels, pick a decorative glass pattern to replace one or all of the panels, add more light and improve the functionality of your home. All doors are available in a different variety of wood species as shown on page 2.

Wood Panel Doors



1 Panel
Knotty
Alder



9 Lite
True Divided
3 Panel
Pine



5 Panel
Poplar



8 Panel
Maple



Half Louver
1 Panel
Fir



4 Panel
Maple



3 Panel
Narrow Top
Pine



7 Panel
Cherry



2 Panel
Arch Top
Planked
Knotty
Pine



1 Lite
2 Panel
Pine



2 Panel
Oak



5 Panel
Equal
Knotty
Alder

Wood French Doors



6 Lite
True Divided
1 Panel
Fir



Rain Glass
Full View
Knotty
Alder




2 Lite
Pine



13 Lite
True Divided
Cherry



4 Lite
True Divided
Pine



8 Lite
True Divided
Poplar



Special Order Wood Doors

Special Sizing

Uncommon sizes are actually quite common. While most entry doors are industry standard size, MMI DOOR specializes in custom sizing to suit your needs. This can be accomplished without affecting warranties or unit integrity.



10 Panel
Oak



6 Panel
Mahogany



2 Panel Arch Top
Knotty Alder



7 Panel Equal
Oak



4 Panel Custom
Pine



4 Panel Equal
Walnut



3 Panel Eyebrow
Fir



3 Panel Equal
Oak



4 Panel Eyebrow
Poplar



6 Lite True Divided
1 Panel
Fir



2 Lite 3 Panel
Maple



2 Flat Panel
Cherry



5 Lite
Pine



10 Lite Arch Top True Divided
Cherry



9 Lite V-Groove
Maple



9 Lite True Divided
Oak

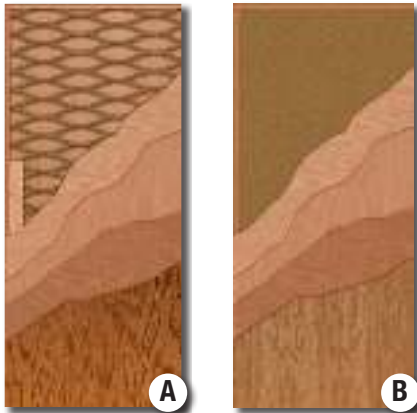


Double 8 Lite - 1 Panel Segmented Arch Top
Cherry



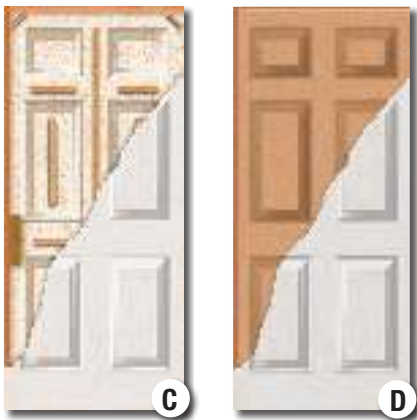
Specifications

Cores, Handings & Rough Openings



Flush Door Cores:

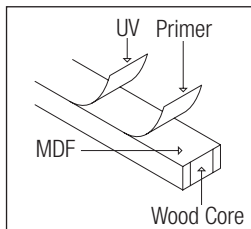
- A. Hollow Core:**
- Combination Wood/MDF Frame
 - Corrugated honeycomb cell core
 - 1-5/32" MDF stiles - optional wood stiles
 - Optional wood top and bottom rails in customer specified widths
 - 1/8" premium hardwood veneers or pre-primed hardboard
- B. Solid Core:**
- Wood or MDF Frame
 - 1-5/32" MDF top & bottom rails
 - Optional wood top and bottom rails in customer specified widths
 - 1/8" premium hardwood veneers, pre-primed or unprimed hardboard



Molded Door Cores:

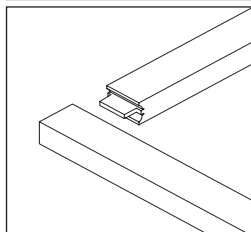
- C. Hollow Core:**
- MDF Frame
 - 1-5/32" MDF top & bottom rails
 - Blocking behind panels for support
 - Two particleboard lock blocks
 - Optional wood top and bottom rails in customer specified widths
- D. Solid Core:**
- Wood Frame
 - MDF top and bottom rails optional
 - 1/8" HDF facings
 - 1-1/4" wood top and bottom rails in customer specified widths

Inside Each MDF Door



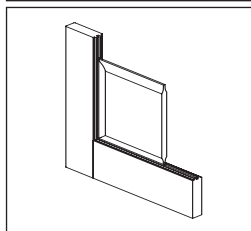
The Finish:

Each door is individually finished with a UV sealer system. Applied before the finishing coat, seals the wood, removing all traces of cracks and crevices in the joints and tones down brush strokes, knots and woodgrain



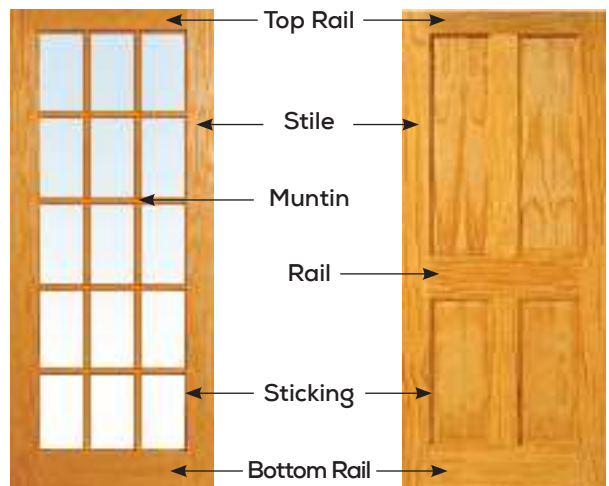
Tenon & Mortise Joint:

High quality construction with an adhesive binding technique that gives the joints exceptional strength and a lasting hold

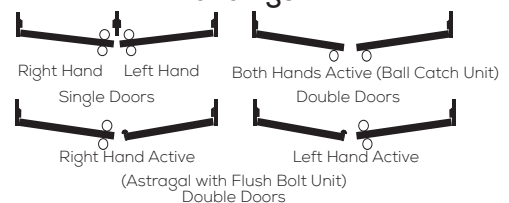


Panels:

Medium Density Fiber panels are incorporated in each panel for a stable door, resistant to expansion which helps to protect from cracks and leaks



Handings



Door Openings

	SINGLE DOOR WIDTH						DOUBLE DOOR WIDTH*						HEIGHT	
Nominal Door Size	1/6	2/0	2/4	2/6	2/8	3/0	3/0	4/0	4/8	5/0	5/4	6/0	6/8	8/0
Rough Opening Required	20"	26"	30"	32"	34"	38"	38"	50"	58"	62"	66"	74"	82-1/4"	98-1/4"
Unit Dimension	19-1/2"	25-1/2"	29-1/2"	31-1/2"	33-1/2"	35-1/2"	37-1/2"	49-1/2"	57-1/2"	61-1/2"	65-1/2"	73-1/2"	81-1/2"	97-1/2"

*Double door unit dimensions shown are for units with ball catch only. For double door units with an astragal, add 1/2" to width.

Care, Finishing and Warranties



The care and finishing of your new interior doors should be taken very seriously. Though these suggestions may sound basic, most damage to interior doors is caused by improper, careless handling.

- Wood doors should be treated like fine wood furniture.
- Doors stored for more than a few days should have the top and bottom rails sealed. Do not drag doors or walk on them.
- Single door slabs (not prehung doors) should be laid flat on a dry, clean surface.
- Do not subject them to extreme or rapid changes in humidity or heat.

Finishing:

Proper care and finishing are very important to gain the maximum benefits from your interior doors. If done right, a correctly applied finish will help you achieve a longer lasting higher quality product that exceeds your aesthetic and operational expectations. Below are a few key points everyone should know when it comes to the care and finishing of interior doors.

- All doors have six sides – not two, not four, but six – front, back, two edges, plus the most ignored and most vulnerable, the top and bottom. Failure to finish all six surfaces uniformly is the number one cause of door failures.
- No finishing process exists today that totally eliminates the transmission of water vapor or moisture into and out of wood doors. The key to proper finishing is to slow down the transmission process so the door performs within tolerances.
- Sanding is a critical component of any finishing process. All doors may have visible and invisible blemishes from handling or other natural occurring characteristics. Sanding techniques vary by door type and must be followed to achieve a quality finish.
- Natural wood doors (pine, poplar, oak, etc.) contain color, tone and graining variations that occur in the natural process. Application of a pre-stain wood conditioner promotes a uniform appearance and minimizes sharp color contrasts. Carefully follow manufacturer's instructions for wood conditioner application.
- Oil based products are recommended for interior wood veneered doors. Water based products can raise the grain and cause multiple moisture related problems. Latex or oil based paint is suitable for interior molded doors.

For more detailed information, please refer to the manufacturer's care, finishing and maintenance directions located on our website – www.mmidoor.com

Warranty

At MMI DOOR, interior doors are produced to exacting standards, regardless of the manufacturer. Based on decades of superior performance, we warrant our interior doors from defects in material or workmanship for a period of 5 years when they are:

- Properly installed
- Properly finished (paint or stain)
- Properly cared for and maintained



5 Year
Limited Warranty



THOUSANDS OF DOOR OPTIONS RIGHT AT YOUR FINGERTIPS!

DOWNLOAD • SNAP • SHARE!



Get the **FREE** mobile app today!
Available for all Apple and Android devices.
Search "**MMI DOOR**" in the App Store or Google Play.





For more information on MMI DOOR products and services, please visit:

www.mmidoor.com



MMi DOOR LOCATIONS

Michigan (HQ)

6361 Sterling Drive North
Sterling Heights, MI 48312
586.264.0950
800.686.9218
Fax: 586.264.5430

Ohio

400 Circle Freeway Drive
Cincinnati, OH 45246
513.874.6771
800.215.3770
Fax: 513.870.0242

Pennsylvania

172 Plummer Road
Sidman, PA 15955
814.487.7800
800.452.0251
Fax: 814.487.7850