



Aurora®  
Exterior Doors





A1202 | Knotty Alder Woodgrain, Antique Caramel Finish, Optional Rustic Speakeasy Grille in Dark Patina

# Beauty is a chameleon.

She can wear the deep pigments of a Renaissance painting or the unfolding petals of a peony. This versatility is what makes one attractive home different from the next. Your vision of beauty becomes reflected in every aspect of your home and can begin at the front door. The question is this: Will it be a handcrafted statement of aesthetic individuality? With a Custom Fiberglass door, the answer is yes.

Actual door and sidelite layouts may vary from the models pictured due to size changes. Please contact your local dealer for layout of each size.

Variances in photography and printing may cause the glass appearance and finish colors shown in this catalog to vary from the actual finishes.

# In the hands of JELD-WEN artisans, fiberglass is transformed into exceptionally beautiful doors.

These doors feel and look like solid wood (even down to the knots and other character marks). To enhance them, we offer luxurious woodgrain finishes and paint colors, sparkling glass options, and charming hardware options to support any design preference and architectural style. The combination of options you select allows you to enjoy a customized look. Whatever you choose, the resulting masterpiece will endure year after year.

Variations in photography and printing may cause the glass appearance and finish colors shown in this catalog to vary from the actual finishes.

Actual door and sidelite layouts may vary from the models pictured due to size changes. Please contact your local dealer for layout of each size.



A5015 | Mahogany Woodgrain, Caramel Finish, Clear Glass

# Remarkable Beauty

## TABLE OF CONTENTS

Estate Collection	8
Craftsman Collection	18
Classic Collection	22
Decorative Grille Doors	42
Patio Door Collection	50
Folding Door Systems	56
Wood Species and Finishes	60
Glass Options	62
Hardware and Accents	64
Strata™ Technology	66
Insignia® Door System	68
Warranty	70
Door Index	75

About our featured doors: To find out more about the doors featured on pages 2–6, please see the index on page 75.



JELD-WEN® Custom Fiberglass doors will consistently stand up to any climate—hot or cold, wet or dry—yet they look virtually indistinguishable from solid wood and come with a Lifetime Limited Warranty and a 5-Year Limited Warranty on finish. This makes them the most unique fiberglass doors available today. In fact, they're the world's finest. We've created these reliable and remarkable doors in many architecturally inspired designs and with a vast range of options, which allows you to make our artistry your own.



A1202 | Knotty Alder Woodgrain, Antique Caramel Finish, Optional Bordeaux Speakeasy Grille in Dark Patina and 1 3/4" Round Clavos in Dark Patina and A1101 Sidelights, Rain Glass and Bordeaux Grilles in Dark Patina



# Estate Collection

With their unique charm, it's no wonder that door designs in this collection are some of our most popular. They are crafted to reflect the timeless enchantment and visual warmth of Old World aesthetics, so they're sure to enhance new and existing homes alike. These doors are available with beautiful stain colors in Knotty Alder and Mahogany woodgrains, with rustic hardware and decorative accents, and glass inserts that can be customized with different designs, glass types and coming. To review these options, please see pages 58–65.

Actual door and sidelite layouts may vary from the models pictured due to size changes. Please contact your local dealer for layout of each size.

Variances in photography and printing may cause the glass appearance and finish colors shown in this catalog to vary from the actual finishes.



**A1322** | Knotty Alder Woodgrain, Radius Top Panel Door, Mocha Finish



**A1202** | Knotty Alder Woodgrain Panel Door, Caramel Finish, Optional 1 3/4" Diamond Clavos in Dark Patina



**A1202** | Knotty Alder Woodgrain Panel Door, Caramel Finish



**A1202** | Knotty Alder Woodgrain Panel Door, Chappo Finish



**A1202** | Knotty Alder Woodgrain Panel Door, Caramel Finish, Optional 1" Round Clavos in Dark Patina



**A1221** | Mahogany Woodgrain Panel Door, Mocha Finish, Optional 1 3/4" Round Clavos in Dark Patina



**A1202** | Mahogany Woodgrain Double Radius Top Panel Doors,  
Caramel Finish, Optional 1 3/4" Round Clavos in Dark Patina



**A1202** | Knotty Alder Woodgrain  
Radius Top Panel Door,  
Cashmere Finish, Optional  
Speakeasy and Bordeaux  
Grille in Dark Patina



**A1322** | Knotty Alder Woodgrain  
Radius Top Panel Door,  
Mocha Finish, Optional  
1 3/4" Round Clavos  
in Dark Patina



**A1322** | Knotty Alder Woodgrain  
Segment Top Panel Door,  
Chappo Finish



A1322 | Mahogany Woodgrain Panel Door, Caramel Finish



**A1322** | Knotty Alder Woodgrain Panel Door, Antique Honey Finish

Actual door and sidelite layouts may vary from the models pictured due to size changes. Please contact your local dealer for layout of each size.

Variations in photography and printing may cause the glass appearance and finish colors shown in this catalog to vary from the actual finishes.



**A1208** | Knotty Alder Woodgrain  
Panel Door, Antique  
Caramel Finish



**A1222** | Knotty Alder Woodgrain  
Panel Door, Caramel Finish



**A1202** | Mahogany Woodgrain Radius  
Top Panel Door, Mocha Finish



**A1202** | Mahogany Woodgrain  
Panel Door, Caramel Finish



**A1322** | Mahogany Woodgrain  
Segment Top Panel Door,  
Sable Finish



**A1301** | Mahogany Woodgrain Panel Door, Sequoia Finish, Optional 1 3/4" Round Clavos in Dark Patina



**A1301** | Paint Surface Woodgrain Segment Top Panel Door, Custom Finish, Optional 1" Round Clavos in Dark Patina



**A1322** | Mahogany Woodgrain Panel Door, Honey Finish, Optional 1 3/4" Round Clavos in Dark Patina



**A1322** | Mahogany Woodgrain Radius Top Panel Door, Caramel Finish, Optional 1 3/4" Round Clavos in Dark Patina



**A1301** | Mahogany Woodgrain Radius Top Panel Door, Cashmere Finish, Optional 1" Round Clavos in Dark Patina



**A1308** | Knotty Alder Woodgrain Radius Top Door, Antique Mocha Finish, Optional 1 3/4" Clavos in Dark Patina



**A1301** | Knotty Alder Woodgrain Door, Antique Cashmere Finish, Optional 1" Clavos and Speakeasy with Rustic Grille in Dark Patina



**A1209** | Knotty Alder Woodgrain Panel Door, Chappo Finish, Speakeasy with Seville Grille in Dark Patina

Variances in photography and printing may cause the glass appearance and finish colors shown in this catalog to vary from the actual finishes.

Actual door and sidelite layouts may vary from the models pictured due to size changes. Please contact your local dealer for layout of each size.





A1301 Door, see page 75 for details



A387 | Mahogany Woodgrain Door and A1103 Sidelights, Cashmere Finish, Z Glass

# Craftsman Collection

Perfectly complement a Craftsman, Shaker or Mission style home with the authentic designs in this collection. These designs include many of Craftsman architecture's defining features, including bold, clean lines with simple flat panels and non-profiled sticking. Options include architecturally inspired shelves, Oak and Mahogany woodgrain finishes or paint colors, and glass inserts, which can be customized with your choice of designs, glass types and coming. To review these options, please see pages 58–65.

Actual door and sidelite layouts may vary from the models pictured due to size changes. Please contact your local dealer for layout of each size.

Variances in photography and printing may cause the glass appearance and finish colors shown in this catalog to vary from the actual finishes.



**A387 Door and A1103 Sidelights** | Mahogany Woodgrain, Sequoia Finish, X Glass



**A362 Door and A1103 Sidelights** | Mahogany Woodgrain, Antique Cashmere Finish, Insulated Glass, Optional Shelf  
*Note: Same lite configuration (9-lite) in 8'0" door*



**A362 Door and Sidelight** | Douglas Fir Woodgrain, Caramel Finish  
*Note: Same lite configuration (6-lite) in 6'8" door*

Actual door and sidelite layouts may vary from the models pictured due to size changes. Please contact your local dealer for layout of each size.



**A312 Door and A1103 Sidelights** | Mahogany Woodgrain  
Antique Caramel Finish,  
X Glass, Optional Shelf



**A312 Door and A1103 Sidelights** | Mahogany Woodgrain,  
Sable Finish, Z Glass



A225 | Oak Woodgrain, Honey Finish, Q Glass [Clear Beveled, Reed, Rain (Cotswald)], Brass Caming

# Classic Collection

Add a sense of elegance to any home with a door from this distinctive collection. These versatile doors are designed to complement nearly any architectural style, from Colonial to Contemporary. And each one can be enhanced with your unique choice of options. This selection includes various Oak and Mahogany woodgrain finishes and paint surface colors. We also offer decorative glass inserts that can be personalized with a range of designs, glass types and coming. To review these options, please see pages 58–65.

Actual door and sidelite layouts may vary from the models pictured due to size changes. Please contact your local dealer for layout of each size.

Variations in photography and printing may cause the glass appearance and finish colors shown in this catalog to vary from the actual finishes.



**A250** | Mahogany Woodgrain Doors and Sidelights, Sequoia Finish, C Glass (Clear Beveled, Ripple, Clear Water), Brass Caming



**A250** | Mahogany Woodgrain Panel Door and Sidelight, Sequoia Finish, C Glass (Clear Beveled, Ripple, Clear Water), Brass Caming





**A250** | Paint Surface Door and Sidelight, Eggshell Finish,  
C Glass (Clear Beveled, Ripple, Clear Water),  
Brass Caming



**A250** | Paint Surface Door and Sidelight, Eggshell Finish,  
C Glass (Clear Beveled, Ripple, Clear Water),  
Brass Caming



**A250U** | Door Glass, U Glass  
(Clear Beveled, Glue  
Chip Beveled, Ripple),  
Patina Caming



**A250Y** | Door Glass, Y Glass  
(Clear Beveled, Glue  
Chip, Ripple), Polished  
Zinc Caming



**A252** | Mahogany Woodgrain Doors and Sidelights, Sequoia Finish, A Glass  
 [Clear Beveled, Rain (Cotswald)], Polished Zinc Caming



**A252** | Paint Surface Doors and Sidelights, Eggshell Finish, A Glass  
 [Clear Beveled, Rain (Cotswald)], Polished Zinc Caming

Variations in photography and printing may cause the glass appearance and finish colors shown in this catalog to vary from the actual finishes.

Actual door and sidelite layouts may vary from the models pictured due to size changes. Please contact your local dealer for layout of each size.



A252 Door, see page 75 for details



**A412** | Mahogany Woodgrain Panel Door and Sidelights, Sequoia Finish, H Glass (Clear Beveled, Clear Baroque), Brass Caming, Optional Carving



**A412** | Paint Surface Panel Door, Khaki Finish



**A412** | Paint Surface Panel Door and Sidelights, Khaki Finish, L Glass (Clear Beveled, Clear Water), Brass Caming, Optional Carving



**A412** | Oak Woodgrain Door and Sidelight,  
Honey Finish, H Glass (Clear Beveled,  
Clear Baroque, Glue Chip), Brass Caming



**A401** | Oak Woodgrain Door and Sidelights,  
Cashmere Finish, C Glass (Clear Beveled,  
Ripple, Clear Water), Brass Caming



**A401B** | Sidelight Glass, B Glass  
(Clear Beveled, Glue  
Chip, Clear Water),  
Patina Caming



**A401B** | Door Glass, B Glass (Clear  
Beveled, Glue Chip, Clear  
Water), Patina Caming



**A201** | Oak Woodgrain Doors and Sidelights, Honey Finish, Q Glass (Clear Beveled, Reed, Rain (Cotswald)), Brass Caming

Actual door and sidelite layouts may vary from the models pictured due to size changes. Please contact your local dealer for layout of each size.



**A200** | Paint Surface Doors, Khaki Finish, Y Glass [Clear Beveled, Reed, Glue Chip, Rain (Cotswald)], Patina Caming



**A200** | Paint Surface Doors, Khaki Finish, Q Glass [Clear Beveled, Reed, Rain (Cotswald)], Polished Zinc Caming



**A225** | Oak Woodgrain Panel Door,  
Honey Finish



**A225** | Oak Woodgrain Door and Sidelight,  
Cashmere Finish, R Glass (Clear  
Beveled, Clear Baroque, Glue Chip),  
Brass Caming



**A225J** | Door and Sidelight  
Glass, J Glass (Clear  
Beveled, Glue Chip),  
Brass Caming



**A225Q** | Door and  
Sidelight Glass,  
Q Glass [Clear  
Beveled, Reed,  
Rain (Cotswald)],  
Brass Caming



**A225T** | Door and Sidelight  
Glass, T Glass (Clear  
Beveled, Glue Chip,  
Gotta), Polished  
Zinc Caming





**A115** | Mahogany Woodgrain Door, Sequoia Finish, LG Glass (Clear Beveled, Clear Green, Rose, Brown Antique, Clear Antique), Brass Caming



**A115** | Mahogany Woodgrain Door and Sidelight, Sequoia Finish, T Glass (Clear Beveled, Glue Chip, Gotta, Water), Brass Caming, Optional Carving



**A115** | Paint Surface Door and Sidelight, Eggshell Finish, V Glass (Clear Beveled, Glue Chip, Black Baroque, Grey Water), Polished Zinc Caming



**A115** | Paint Surface Door and Sidelights, Eggshell Finish, G Glass (Clear Beveled, Glue Chip, Gotta, Water), Patina Caming, Optional Carving

Variations in photography and printing may cause the glass appearance and finish colors shown in this catalog to vary from the actual finishes.



**A110** | Paint Surface Panel Door, Custom Finish



**A110** | Mahogany Woodgrain Radius Top Panel Door, Sequoia Finish



**A102** | Mahogany Woodgrain Panel Door, Sequoia Finish



**A110** | Oak Woodgrain Panel Door, Honey Finish, Optional Carving



**A110** | Oak Woodgrain Door, Mocha Finish, J Glass (Clear Beveled, Glue Chip), Brass Caming



**A160** | Oak Woodgrain Panel Door, Honey Finish

Variations in photography and printing may cause the glass appearance and finish colors shown in this catalog to vary from the actual finishes.

Actual door and sidelite layouts may vary from the models pictured due to size changes. Please contact your local dealer for layout of each size.



A110 Door, see page 75 for details



**A110** | Oak Woodgrain Door and Sidelights, Cashmere Finish, T Glass (Clear Beveled, Glue Chip, Gotta), Polished Zinc Caming



**A110J** | Door and Sidelight Glass, J Glass (Clear Beveled, Glue Chip), Brass Caming



**A110R** | Door and Sidelight Glass, R Glass (Clear Beveled, Clear Baroque, Glue Chip), Brass Caming



**A110Q** | Door Glass, Q Glass (Clear Beveled, Reed, Rain (Cotswald)), Brass Caming



**A302** | Mahogany Woodgrain Door, Cashmere Finish, J Glass, (Clear Beveled, Glue Chip), Brass Caming



**A432** | Mahogany Woodgrain Door and SDL Sidelights, Sable Finish, Clear IG Glass, All-Panel Door



**A302J** | Door Glass, J Glass (Clear Beveled, Glue Chip), Brass Caming

Glass for A302 door only



**A302Q** | Door Glass, Q Glass [Clear Beveled, Reed, Rain (Cotswald)], Brass Caming



**A302R** | Door Glass, R Glass (Clear Beveled, Clear Baroque, Glue Chip), Brass Caming



**A302T** | Door Glass, T Glass (Clear Beveled, Glue Chip, Gotta), Polished Zinc Caming



**A890** | Oak Woodgrain Panel Door,  
Mocha Finish




**A890** | Mahogany Woodgrain Door,  
Cashmere Finish, A Glass (Clear  
Beveled, Glue Chip), Brass Caming




**A302** | Mahogany Woodgrain Panel Door,  
Cashmere Finish, Optional Carving



**A890** | Mahogany Woodgrain Door,  
Sequoia Finish, C Glass (Clear  
Beveled, Glue Chip, Clear  
Baroque), Brass Caming



**A890** | Paint Surface Door, Custom Finish,  
B Glass (Clear Beveled, Glue Chip,  
Ripple), Patina Caming



**A800** | Paint Surface Doors and Sidelights, Eggshell Finish, Clear Beveled Glass



**A112** | Oak Woodgrain Door and Sidelights, Honey Finish,  
J Glass (Clear Beveled, Glue Chip), Brass Caming



**A112** | Mahogany Woodgrain  
Panel Door, Sequoia Finish,  
Optional Carving



**A112T** | Door and Sidelight  
Glass T Glass (Clear  
Beveled, Glue Chip,  
Gotta), Polished  
Zinc Caming



**A112R** | Door and Sidelight Glass  
R Glass (Clear Beveled,  
Clear Baroque, Glue  
Chip), Brass Caming



**A112Q** | Door and Sidelight Glass  
Q Glass [Clear Beveled,  
Reed, Rain (Cotswald)],  
Brass Caming

Glass for A112 door only





**A465** | Mahogany Woodgrain Door, Sequoia Finish, T Glass, Zinc Caming



**A465** | Mahogany Woodgrain Panel Door, Sequoia Finish



**A465D** | Glass, Brass Caming



**A465L** | Glass, Patina Caming

Glass for A465 door only



A5037 | Knotty Alder Woodgrain Door, Mocha Finish, Clear IG Glass with Heritage Grille in Dark Patina, (also available as grille between the glass) Optional Segment Top

# Decorative Grille Door

Our decorative grille door and coordinating sidelight designs infuse any entry with a unique sense of elegance. Each of these doors features a single lite with a decorative grille. A range of grille designs is available to suit various architectural styles, and they're available in the Knotty Alder or Mahogany woodgrain finish or paint color you choose. For availability, check with your local JELD-WEN dealer or sales representative.

Actual door and sidelite layouts may vary from the models pictured due to size changes. Please contact your local dealer for layout of each size.

Variances in photography and printing may cause the glass appearance and finish colors shown in this catalog to vary from the actual finishes.



**A1260** | Knotty Alder Woodgrain Doors, Mocha Finish, Clear IG Glass  
with Helios™ Grille in Dark Patina, Optional Segment Top

Actual door and sidelite layouts may vary from the models pictured due to size changes. Please contact your local dealer for layout of each size.



**A1260** | Knotty Alder Woodgrain Doors, Mocha Finish, Clear IG Glass  
with Nouveau® Grille in Dark Patina, Optional Segment Top

Variations in photography and printing may cause the glass appearance and finish colors shown in this catalog to vary from the actual finishes.



**A5037** | Knotty Alder Woodgrain Door, Mocha Finish, Clear IG Glass with Metropolis® Grille in Dark Patina



**A5037** | Knotty Alder Woodgrain Door, Mocha Finish, Clear IG Glass with Chateaux™ Grille in Dark Patina



**A5037** | Knotty Alder Woodgrain Door, Mocha Finish, Clear IG Glass with Etruscan® Grille in Dark Patina, Optional Radius Top



**A5037** | Mahogany Woodgrain Door, Caramel Finish, Clear IG Glass with Sundial® Grille in Dark Patina



**A5037** | Mahogany Woodgrain Door, Caramel Finish, Clear IG Glass with Armada® Grille in Dark Patina



**A5037** | Knotty Alder Woodgrain Door, Mocha Finish, Clear IG Glass with Heritage™ Grille in Dark Patina, Optional Segment Top



**A5037** | Mahogany Woodgrain Door, Caramel Finish, Clear IG Glass with Infinity™ Grille in Dark Patina, Optional Radius Top



**A5037** | Knotty Alder Woodgrain Door, Mocha Finish, Clear IG Glass with Lotus™ Grille in Dark Patina, Optional Radius Top



**A5037** | Mahogany Woodgrain Door, Caramel Finish, Clear IG Glass with Century™ Grille in Dark Patina



**A5037** | Knotty Alder Woodgrain Door, Mocha Finish, Clear IG Glass with Georgian™ Grille in Dark Patina



**A5037** | Mahogany Woodgrain Door, Caramel Finish, Clear IG Glass with Regal™ Grille in Dark Patina, Optional Segment Top



**A5037** | Mahogany Woodgrain Door, Caramel Finish, Clear IG Glass with Monte Carlo™ Grille in Dark Patina, Optional Radius Top



**A5037** | Knotty Alder Woodgrain Door, Mocha Finish, Clear IG Glass with Versailles™ Grille in Dark Patina, Optional Radius Top



**A5037** | Mahogany Woodgrain Door, Caramel Finish, Clear IG Glass with Meander® Grille in Dark Patina



**A5037** | Mahogany Woodgrain Door, Caramel Finish, Clear IG Glass with Cathedral® Grille in Dark Patina





**A1260** | Knotty Alder Woodgrain Doors, Mocha Finish, Clear IG Glass with Mediterranean™ Grille in Dark Patina, Optional Segment Top



A5508 | Mahogany Woodgrain Door, Sable Finish, Clear IG Glass

# Patio Door Collection

We create the best fiberglass patio doors with simulated divided lites (SDL) available today. Each one of our SDL patio doors features a classic true divided lite appearance that requires virtually no maintenance, and these doors come in designs to match or coordinate with our other exterior doors. Patio doors are available with a vast variety of glass types. Please view our standard glass selection on pages 62 and 63.

Actual door and sidelite layouts may vary from the models pictured due to size changes. Please contact your local dealer for layout of each size.

Variances in photography and printing may cause the glass appearance and finish colors shown in this catalog to vary from the actual finishes.



**A5001 Door and A5701 Sidelight** | Mahogany Woodgrain, Caramel Finish, Clear IG Glass



**A5001 Door and A5701 Sidelight** | Paint Surface, Custom Finish, Clear IG Glass



**A5010 SDL Door and A5705 SDL Sidelight** | Mahogany Woodgrain, Caramel Finish, Clear IG Glass



**A5010 SDL Door and A5705 SDL Sidelight** | Paint Surface, Khaki Finish, Clear IG Glass



**A5512 SDL Door and Sidelight** | Mahogany Woodgrain, Antique Caramel Finish, Clear IG Glass



**A5944 SDL Door and A5703 SDL Sidelight** | Mahogany Woodgrain, Sequoia Finish, Clear IG Glass



**A5015 SDL Door and A5705 SDL Sidelight** | Mahogany Woodgrain, Cashmere Finish, Clear IG Glass



**A5015 SDL Door and A5705 SDL Sidelight** | Paint Surface, Khaki Finish, Clear IG Glass



**A5506** | Mahogany Woodgrain Segment Top SDL Doors,  
Mocha Finish, Clear IG Glass



**A5509** | Mahogany Woodgrain SDL Door,  
Antique Honey Finish, Clear IG Glass



**A5944** | Mahogany Woodgrain SDL Door,  
Honey Finish, Clear IG Glass



**A5506** | Knotty Alder Woodgrain SDL Door, Caramel Finish, Clear IG Glass, Optional Segment Top



**A5001** | Mahogany Woodgrain Door, Sable Finish, Clear IG Glass



**A1260** | Douglas Fir Woodgrain Door, Honey Finish, Clear IG Glass



**A5037** | Mahogany Woodgrain Door, Cherry Finish, LoE IG Glass, Optional Radius Top



**A5037** | Mahogany Woodgrain Door, Cherry Finish, LoE IG Glass, Optional Segment Top



**A5037** | Mahogany Woodgrain Door, Cherry Finish, LoE IG Glass



A5001 | Mahogany Woodgrain Door System, Caramel Finish, Clear IG Glass



# Folding Door Systems

We're pleased to provide a radiant new option for your home—our folding door systems. These systems operate accordion-style, which means each section slides on an overhead track and neatly folds away for full access to the indoors or outdoors.

## FOLDING DOOR HARDWARE

Standard hardware finishes include Brushed Stainless Steel and Oil-Rubbed Bronze\*. Optional finishes are also available. The sill is a low-level bronze anodized combination for ease of access.



## FOLDING DOOR CONFIGURATIONS

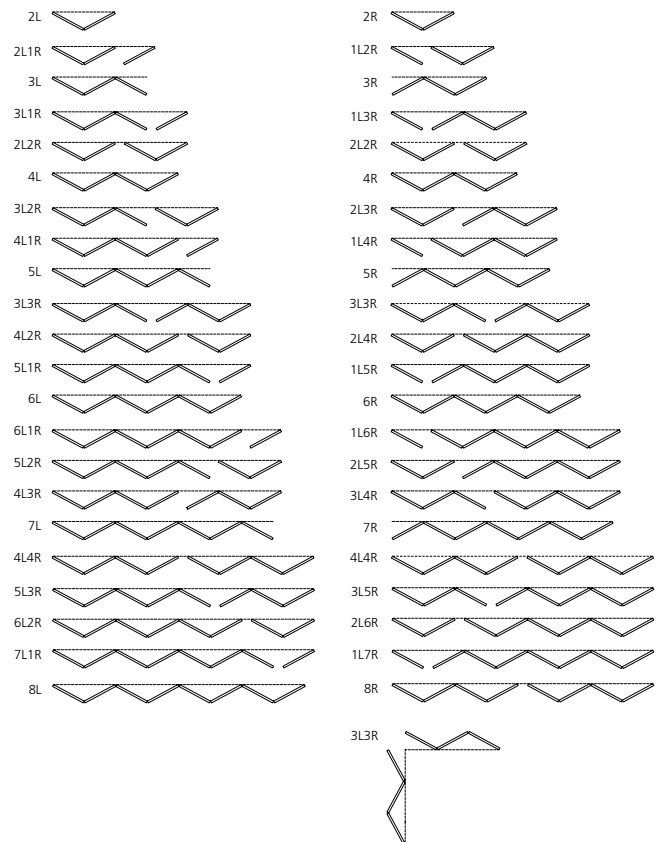
The exterior folding door systems we create are truly customizable, because they're available in several configurations, ranging from two to eight leaves (depending on the opening width). Special order options include door heights up to 9'10". We offer widths up to 48' (for doors opening from the center with a properly engineered header).

## STANDARD SIZE GUIDE

Number of doors	Door configuration
2	2L or 2R
3	2L1R, 1L2R, 3L or 3R
4	2L2R, 3L1R, 1L3R, 4L or 4R
5	4L1R, 1L4R, 3L2R, 2L3R, 5L or 5R
6	5L1R, 1L5R, 4L2R, 2L4R, 3L3R, 6L, 6R or 3L3R90
7	6L1R, 1L6R, 5L2R, 2L5R, 4L3R, 3L4R, 7L or 7R
8	6L2R, 2L6R, 5L3R, 3L5R, 4L4R, 7L1R, 1L7R, 8L or 8R

Please note all units are outswinging

Please note, Oil-Rubbed Bronze will change in appearance over time.



Actual door and sidelite layouts may vary from the models pictured due to size changes. Please contact your local dealer for layout of each size.






Variances in photography and printing may cause the glass appearance and finish colors shown in this catalog to vary from the actual finishes.



A1260 | Knotty Adler Door and Sidelight, Caramel Finish, Clear IG Glass

# Enchanting Choices

Once you've selected a door design that's ideal for your entry, you can ensure architectural authenticity and add individuality with our ample aesthetic options. These options include distinctive woodgrain species in several finish colors, versatile paint surface colors, brilliant glass types, and a range of exclusive hardware accents. The combination you choose will make your entry door like no other.



Actual door and sidelite layouts may vary from the models pictured due to size changes. Please contact your local dealer for layout of each size.


Variations in photography and printing may cause the glass appearance and finish colors shown in this catalog to vary from the actual finishes.

# Elegant Versatility


## WOODGRAIN STAIN COLORS

We offer four distinctive woodgrain species, in a range of finishes, for each door we make. Doors in our Craftsman Collection and Classic Collection are available with Oak or Mahogany woodgrain; in our Estate Series, decorative metal grille doors, nearly all patio doors, and folding door systems are available with Knotty Alder and Mahogany woodgrain. For all collections; select door designs are available in Douglas Fir. Please see your representative for details.


### OAK FINISH COLORS FOR CRAFTSMAN AND CLASSIC DOORS




### MAHOGANY FINISH COLORS FOR CRAFTSMAN, CLASSIC, ESTATE AND PATIO DOORS



### KNOTTY ALDER FINISH COLORS FOR ESTATE AND PATIO DOORS



### DOUGLAS FIR FINISH COLORS FOR SELECT CRAFTSMAN, CLASSIC, ESTATE AND PATIO DOORS



# Wood Species and Finishes

## PAINT SURFACE COLORS

For a versatile appearance, select one of our paint surface colors. These options are available for any IWP® Aurora Custom Fiberglass door design. Along with the standard paint surface colors shown here, we can match any JELD-WEN® IWP® Custom Wood window clad color or whatever paint color you select; simply provide us with a 4" x 4" paint sample.



## ANTIQUÉ FINISHES

We offer antique finish colors for our door designs. This look is achieved through a multistep process that begins with applying a base stain for basic, overall color. Next, a dark brown or black stain (depending on the base color) is applied between the mouldings, panels and character marks to highlight these areas.

## DISTRESSED TEXTURE

Doors in our Estate Series are available with a distressed surface texture, which gives the doors an aged appearance. To create this texture, we simulate random wormholes and apply character marks to the door's stiles, rails, panels and mouldings. To accentuate these marks, we recommend Knotty Alder woodgrain and an antique finish.



# Brilliantly Designed

## GLASS TYPES

A wide array of glass types are available, and each one offers its own attractive texture, pattern or color. This glass will not only enhance your chosen door, sidelights and transoms, but will also add radiance to your entire home.

*Please note: Not all glass designs are available in some door types. Please see your dealer for details.*



Waterglass



Water  
Champagne



Waterglass  
Tornasol



Cathedral  
Rose




Weave



Ripple



Reed



Rain  
(Cotswald)



Gotta



Glue  
Chip




Iridescent  
Gotta



Iridescent  
Granite



Clear  
Granite



Clear  
Krinkle



Wispy  
White



Seedy



Seedy  
Baroque



LoE



Clear  
Baroque



Gray  
Baroque



Black  
Baroque



Blue  
Baroque



Amethyst  
Baroque



Antique  
Clear



Antique  
Brown



Antique  
Light Green



Antique  
Light Blue



Antique  
Light Rose



Antique  
Pale Amber



Antique  
Medium Amber



This image contains no glass,  
for comparison

# Glass Options



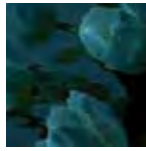
Antique Light Purple



Waterglass Pale Amber



Waterglass Light Purple



Waterglass Blue




Waterglass Cherry Red



Opal Light Green Wispy




Opal Avocado




Opal Transparent Pale Amber




Opal Wispy Pale Caramel



Opal Dense Pale Amber



Etched



Frosted

## CAMING

In any glass design, coming is the metal bonding material that fuses individual glass pieces together. This assembly is done by hand, using your choice of Brass, Copper, Polished Zinc or Patina coming. Glass with Bright Brass or Polished Zinc coming is triple glazed to protect the finish. Glass with Patina coming can be either single or triple glazed.



Polished Zinc, Brass, Patina and Copper Coming



Polished Zinc Coming



Brass Coming



Patina Coming

# Charming Details

## DECORATIVE METAL ACCENTS

With decorative metal accents, our Estate doors exude character in every detail. These accents include corner, rail and radius straps; diamond and round clavos; door, sidelight and speakeasy grilles in various grille patterns; and a door knocker with an aged look. Each one is available in either Rust Patina or Dark Patina.

### CLAVOS



1 3/4"  
Round Clavos,  
Dark Patina



1"  
Round Clavos,  
Rust Patina



1 3/4"  
Diamond Clavos,  
Dark Patina



1"  
Diamond Clavos,  
Dark Patina

### DOOR KNOCKER



Dark Patina



Fleur de Lis

### SPEAKEASIES



Bordeaux  
Speakeasy Grille,  
Dark Patina



Rustic  
Speakeasy Grille,  
Dark Patina



Seville  
Speakeasy Grille,  
Dark Patina



Speakeasy Door,  
Hinges and Latch, Rust  
Patina

### STRAPS



Rail Strap,  
Dark Patina



Radius Strap,  
Dark Patina



Corner Strap,  
Dark Patina

*1/4" clear tempered glass standard on all speakeasies; also available with insulated glass.*

### SIDELIGHT GRILLES



Bordeaux™ Grille,  
Dark Patina



Rustic™ Grille,  
Dark Patina



Seville™ Grille,  
Dark Patina




Tuscany™ Grille,  
Dark Patina



# Hardware and Accents

## HINGE OPTIONS

Our solid brass concealed-bearing hinges are available in four different finishes, so you can choose one to match or complement the other hardware for your door. If you select Oil-Rubbed Bronze, please note that its appearance will change over time.



## DECORATIVE TIPS

For added character, select our decorative hinge tips. They're available in three shapes, and each shape comes in any of our hinge finish colors.



## ENTRY LOCKSETS\*

We can install exceptional lock hardware on any of our doors. This hardware is manufactured with only the finest materials, which allows us to uphold our high craftsmanship standards. Lockset hardware is available in a range of styles for either right-hand or left-hand doors, and each one includes an exterior escutcheon plate, mortise lock, interior escutcheon plate and your choice of knob or lever for the interior (depending on the model).

\*Additional Entry Locksets available.



## SILLS

To help you create a cohesive look for your entrance, we offer sills to match or coordinate with the door's woodgrain and stain color combination. Additional sill options available. Please check with your sales representative for details.



\*Please note, Oil-Rubbed Bronze will change in appearance over time.

# Creating Longevity

Every JELD-WEN® Custom Fiberglass door begins as two detailed fiberglass skins, which are created in molds made from our IWP® Custom Wood doors. These skins are made with our exclusive Strata™ technology, which incorporates multiple layers of resins, tinted resins, base colors and reinforcing materials for greater structural strength. Next, the skins are adhered to engineered wood frames with our exclusive core materials and bonding agents that permanently lock the skin to the frame. The skins are not only durable but also authentic in appearance.



Classic  
Panel Design



Craftsman  
Panel Design

1. Permalane™ prefinish
2. Matching hardwood edge band
3. LVL (laminated veneer lumber) stile
4. PolyMicro™ foam core
5. Detailed fiberglass skin
6. Raised panel
7. Raised moulding

1. Permalane™ prefinish
2. Matching hardwood edge band
3. LVL (laminated veneer lumber) stile
4. PolyMicro™ foam core
5. Detailed fiberglass skin
6. Flat panel
7. Non-profiled sticking

# Strata™ Technology

## THE CORE

In the fiberglass door industry, our PolyMicro™ foam core technology is a first. It not only gives each door a dense, solid feeling, but the unique core material also prevents the skin from delaminating. The core is permanently bonded to the skins and frame, so it becomes an integral part of the structure, which keeps the door from warping.

## PREFINISHING

For lasting beauty, each door is made with the Permalane™ prefinishing system. During this comprehensive process, layers of specially formulated grain filler and UV-protective stain coats are applied. These stain coats are encapsulated in the final protective top coat, which is created to withstand extreme environments. Our skilled artisans control airflow, temperature and humidity throughout the entire process for an exceptional finish that will protect and enhance the beauty of our doors.



1. Permalane™ prefinish
2. Matching hardwood edge band
3. LVL (laminated veneer lumber) stile
4. PolyMicro™ foam core
5. Detailed fiberglass skin
6. Raised panel
7. Raised moulding



1. Permalane™ prefinish
2. Matching hardwood edge band
3. LVL (laminated veneer lumber) stile
4. Detailed fiberglass skin
5. Composite grilles matching door skin
6. Internal metal shadow bars
7. Clear insulated glass
8. Raised moulding

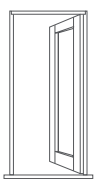
# Simply Complete

All Custom Fiberglass doors are available prehung with the Insignia® Door System. This complete package ensures the smoothest installation. It includes all the necessary components, including solid hardwood jambs, mouldings, weatherstrips, concealed-bearing hinges (available with optional decorative hinge tips) and your choice of six sill options. All parts are precision-machined for a correct fit and a hassle-free installation. IWP® Aurora® Custom Fiberglass doors are so durable they do not require an overhang.

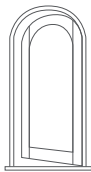


## FIBERGLASS ENTRY SYSTEM

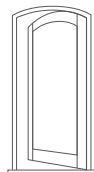
*This illustration shows the construction of our Custom Fiberglass entry system with a hardwood jamb.*



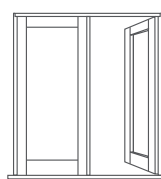
**System 1**  
Single Door



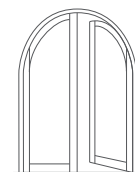
**System 1**  
Single Radius Door



**System 1**  
Single Segment Door



**System 2**  
Double Doors



**System 2**  
Double Radius Doors


*\*Prehung systems are packaged and shipped unassembled.*

# Insignia™ Door System

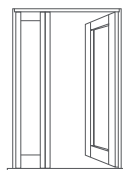


## HARDWOOD ENTRY SYSTEM


*This illustration shows the construction of our Custom Fiberglass entry system with a hardwood jamb.*



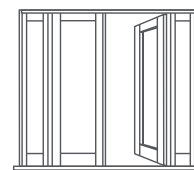
**System 2**  
Double Segmented  
Doors



**System 3**  
One Door,  
One Sidelight



**System 4**  
One Door,  
Two Sidelights



**System 5**  
Two Doors,  
Two Sidelights

# JELD-WEN® INTERIOR AND EXTERIOR DOOR SLAB AND SYSTEM LIMITED WARRANTY

## OUR WARRANTY TO YOU...

JELD-WEN® Products<sup>1</sup> are designed to create lasting value for your home. This warranty is effective for JELD-WEN products manufactured on or after **May 1, 2012** for use in the United States and Canada. Any previous warranties will continue to apply to products manufactured by JELD-WEN prior to this date. For additional information, including care and maintenance information refer to [www.jeld-wen.com](http://www.jeld-wen.com) or [www.jeld-wen.ca](http://www.jeld-wen.ca).

### What This Warranty COVERS

We warrant to the original owner<sup>2</sup> that if your JELD-WEN Product exhibits a defect in material or workmanship within the time periods from the date of purchase as specified below, we will, at our option, repair, replace or refund the purchase price of the Product or component part. Skilled labor<sup>3</sup> (where deemed necessary by us) to repair or replace any component is provided for **one (1)** year from the date of purchase.

### Owner-Occupied Single-Family Residence Limited Warranty

**Door Slabs:** Except as set forth below, we warrant our door slabs, including any glass inserts, miscellaneous hardware, and accessories provided and installed by us, as follows:

Door Slab	Coverage
Fiberglass Exterior Doors	As long as you own and occupy your residence
FiberLast® Engineered Composite Exterior Doors	As long as you own and occupy your residence
Steel Exterior Doors	Ten (10) years
Wood Exterior Doors	Five (5) years
Interior Doors	Five (5) years

**Factory Prefinish:** We warrant the factory-applied prefinish on our doors against peeling, checking, or cracking for periods listed below. Should the factory prefinish be proven defective, we will at our option, replace or refinish the door or pay up to the credit indicated per opening to the current owner. (Note: this coverage applies to factory-applied finish coat options only; standard factory-applied primer is not a finish coat.)

Product	Coverage	Refinish Credit
Aurora® Fiberglass Doors	5 years	\$350 per opening
Custom Exterior Wood Doors	1 year	\$250 per opening
Custom Interior Wood Doors	1 year	\$150 per opening
All other Doors	1 year	\$100 per opening

**Door Frames:** We warrant our door frames for **one (1)** year from the date of purchase.

**AuraLast® Protection for Door Slabs and Frames:** Our AuraLast pine wood door slabs will be free from wood decay and/or termite damage for **twenty (20)** years from the date of initial purchase. Our AuraLast pine door frame components will be free from wood decay and/or termite damage for as long as the original consumer owns the home in which the AuraLast wood frames are originally installed. Warranty coverage outside Canada, the contiguous 48 states and Alaska is contingent upon approval from the JELD-WEN Customer Care Department. Please contact us.

**Severe Weather Glass:** We warrant each Severe Weather glass unit for **ten (10)** years.

**Retractable Screens:** We warrant retractable roll screens for **five (5)** years.

**Spontaneous Glass Breakage:** We warrant sealed glass units installed in exterior doors (excluding laminated glass, and special glazings) for spontaneous breakage for **one (1)** year (including free replacement glass and skilled labor<sup>3</sup> necessary

to replace the glass for one (1) year. Spontaneous breakage occurs when the glass develops a crack without sign of impact.

### Commercial Limited Warranty (Other than Owner-Occupied Single-Family Residence)

**Fiberglass, FiberLast, Steel, Wood and Interior Door Slabs:** We warrant our door slabs for **five (5)** years from the date of initial purchase.

**All Other Products, Components, Prefinishes, and Options as Listed Above:** Coverage is the same as for Owner-Occupied Single-Family Residences as listed above.

### Transferability

This warranty is not transferable.

### How to Get Assistance

If you have a problem with your JELD-WEN Door, immediately upon discovery, contact the distributor or dealer from whom you purchased our product or contact us directly:

<b>In the United States:</b>	
Mail:	JELD-WEN Customer Care Attn: Door Warranty Claims P.O. Box 1329, Klamath Falls, OR 97601
Phone:	800-JELD-WEN (800-535-3936)
Fax:	800-436-5954
Email:	CustomerServiceAgents@jeld-wen.com
Web:	<a href="http://www.jeld-wen.com/contact-us">www.jeld-wen.com/contact-us</a>
<b>In Eastern Canada:</b>	
Mail:	JELD-WEN Service Department 90, rue Industrielle Saint-Appollinaire, Quebec, Canada GOS 2E0
Phone:	800-463-1930
Fax:	888-998-1599
<b>In Western Canada:</b>	
Mail:	JELD-WEN Service Department 550 Munroe Avenue Winnipeg, Manitoba, Canada R2K 4H3
Phone:	888-945-5627
	204-668-8230
Fax:	204-663-1072
Email:	wpgservice@jeld-wen.com

We can respond quickly and efficiently if you provide the following: a) date and location of purchase, or product identification from the tag on the top edge of the slab, b) how to contact you, c) the address where the product can be inspected, and d) a description of the apparent problem and the product (photographs are helpful).

### What We Will Do

Upon receiving your notification, we will send out an acknowledgement within three business days to the contact, which you have provided. We will investigate your claim and will begin to take appropriate action within 30 days after receipt of notification. If your warranty claim is denied, we may charge an inspection fee for an onsite inspection that is required or requested by you.

If your claim is accepted, and we choose to repair or replace the product or a component of the product, the replacement product/component will be provided in the same specification as the original product. Replacement products, components and services are warranted for the balance of the original product or service warranty, or 90 days, whichever is longer.

If the claimed nonconformity is warp of a door slab, we may defer repairing or replacing the door slab for a period up to 12 months from the date of claim. It is not uncommon for a temporary warp condition to occur as the door slab adjusts to local humidity and temperature conditions. This deferral will not be counted against the warranty period.

Continued on next page

### What This Warranty Does NOT Cover

JELD-WEN manufactures and sells both individual door slabs and complete door systems. This warranty does not cover parts or components (e.g., locksets, handles, etc.) not sold by JELD-WEN to the original owner. See your distributor or dealer regarding the warranty on the entire door system and/or these other components.

We are not liable for:

- Normal wear and tear, including normal wear and tear of weatherstrip; and natural weathering of surfaces or variations in the color or texture of wood or finish; surface cracks that are less than 1/32" in width and/or 2" in length; for knotty alder and juniper: surface checks that are less than 1/8" in width and/or 5" in length, and knot placement, quantity, or size.
- Problems due to misuse or abuse; failure to follow the care and maintenance instructions; or as a result of any cause beyond our reasonable control (e.g. fire, flood, earthquake, other acts of nature, and acts of third parties outside of our control).
- Problems related to: improper field finishing of all surfaces (front and back) and edges (top, bottom, and sides) of the door slab and frame (See our Finishing Instructions at [www.jeld-wen.com/resources](http://www.jeld-wen.com/resources)); variation or unsatisfactory results in sheen or texture resulting from the field application of paint or any other finishing material.
- Failure to provide an adequate overhang for exterior doors; damage caused by extreme temperature buildup where storm doors are present. For general guidelines, see our "Appropriate Protection for Exterior Doors" in our product literature or at [www.jeld-wen.com/resources](http://www.jeld-wen.com/resources); for specific information pertaining to your structure, consult your contractor or other building professional.
- Warp for any 3'6" wide by 8' 0" high by 1 3/4", or smaller door slab, which does not exceed 1/4" in the plane of the door slab itself; door slabs wider and/or higher are not guaranteed for warp.
- Bow or misalignment in the frame or jamb in which the door slab is hung (if such is purchased from JELD-WEN unmachined and not prehung).
- Slight expansion or contraction due to varying environmental conditions; slab movement (shrinkage or swelling) of 1/4" or less due to temperature and humidity, consult our Care & Maintenance documents on how to work with this natural movement.
- Wood decay for wood components other than of AuraLast pine; and wood decay for any wood components (including pine) that come in direct contact with soil. Note: superficial mold/mildew does not indicate wood decay.
- Problems related to water and/or air infiltration due to improper assembly; installation errors or flaws in building design and construction; installation must be in strict conformance with the installation instructions provided by the manufacturer of the door entry system.
- Structural integrity issues or other problems caused by improper field fitting of the hardware, improper sizing of the door slab, or other assembly problems.
- Slight imperfections or wavy distortions in the glass that don't impair structural integrity. Note: wavy distortions in the glass (e.g. related to laminate interlayer or heat strengthening of glass) are not considered a defect. Slight color variations in glass are not considered a defect.
- Screen damage due to normal wear and tear, misuse, abuse, or insect or animal activity.
- Condensation or damage as a result of condensation (Note: unless due to insulating glass failure, most condensation problems are related to excessive humidity levels in a structure; contact a heating/air conditioning specialist for help).
- Damage or poor product performance resulting from installation into a condition that exceeds product design standards and/or certified performance specifications and/or does not comply with applicable building codes.
- Hardware, accessories or inserts that are not provided by us.

- Discoloration or rusting of decorative metal accent options, such as grilles, clavos, straps, etc.; discoloration of wood slits provided by us.
- Cost for labor, removal or disposal of defective product(s), installation or finishing of the replacement door or component.
- Incidental or consequential damage. Some states/provinces do not allow the exclusion or limitation of incidental or consequential damages, so this may not apply to you.

#### Important Legal Information --

##### Please read this carefully. It affects your rights.

This Limited Warranty document sets forth our maximum liability for our products. We shall not be liable for special, indirect, consequential, or incidental damages. Your sole and exclusive remedy with respect to any and all losses or damages resulting from any cause whatsoever shall be as specified above. We make no other warranty or guarantee, either express or implied, including implied warranties of merchantability and fitness for a particular purpose to the original purchaser or to any subsequent user of the Product, except as expressly contained herein. In the event state or provincial law precludes exclusion or limitation of implied warranties, the duration of any such warranties shall be no longer than, and the time and manner of presenting any claim thereon shall be the same as, that provided in the express warranty stated herein. This Limited Warranty document gives you specific legal rights, and you may have other rights that vary from state/province to state/province.

Any dispute, controversy or claim arising out of or relating to this warranty, any alleged breach thereof, or the use or sale of the products to which this warranty applies shall be resolved by mandatory and binding arbitration administered by the American Arbitration Association in accordance with its commercial arbitration rules. Original purchaser agrees that they may assert claims against JELD-WEN in their individual capacity only, and not as a plaintiff or class member in any purported class action proceeding. Rejection of these dispute resolution provisions must be sent to JELD-WEN at the address provided herein within thirty (30) days of original purchaser's receipt of the Products to which this warranty applies.

No distributor, dealer or representative of JELD-WEN has the authority to change, modify or expand this warranty. The original purchaser of this Product acknowledges that they have read this warranty, understand it and are bound by its terms and agrees to provide this warranty to the original owner of the structure into which the Product is installed.

<sup>1</sup> "JELD-WEN Products" shall refer to interior and exterior door slabs and systems manufactured in the United States and marketed under the JELD-WEN brand name for use in the United States and Canada. See our separate Export Warranty for applicable coverage on products used outside the United States and Canada.

<sup>2</sup> This warranty extends to the original owner (original owner means the contractor/dealer/distributor/purchaser and the initial owner of the structure where the product is initially installed) and is not transferable. The original purchaser of this product acknowledges that they have read this warranty, understand it and are bound by its terms and agrees to provide this warranty to the original owner of the structure into which the product is installed. Should state or provincial law preclude no transferability, then the warranty period is effective as applicable up to five (5) years from the date of initial purchase for door slabs and systems and one (1) year from the date of manufacture for the factory pre-finish.

<sup>3</sup> "Skilled labor" refers to tasks where specialized technical knowledge, experience, methods or tools are required to properly identify, diagnose and/or correct product-related problems.

© 2016, JELD-WEN, inc. | JELD-WEN, Aurora, FiberLast and AuraLast are trademarks or registered trademarks of JELD-WEN, inc., Oregon, USA. All other marks are the property of their respective owners.



## Behold a collection crafted to accentuate your individuality.

To complete our Custom product line, we also offer Custom windows and clad systems that are a perfect match to our IWP® Custom doors. For the full offering of JELD-WEN® Custom Windows and Doors visit us online at [jeld-wen.com](https://www.jeld-wen.com) or see your local dealer.





Custom Wood Windows



Custom Wood Patio doors



IWP® Custom wood Exterior doors



IWP Aurora® Exterior doors



IWP Custom Wood Interior doors

# About JELD-WEN



Since 1960, when JELD-WEN began with one Oregon millwork plant, we've been dedicated to crafting windows and doors that enhance the beauty and functionality of your home. Today we continue that tradition with products that are durable and worry-free. Our extensive product offering is available globally through multiple distribution channels, including retail home centers, wholesale distributors and building products dealers.

We strive to conduct our business with the highest ethical standards. That includes providing our customers with superior products, establishing solid relationships in the communities where we live and work, and conserving valuable resources.

JELD-WEN's goal is to be the industry leader in environmentally responsible practices and to conduct our business in a manner that demonstrates environmental stewardship. At JELD-WEN, we believe that a healthy environment and healthy business practices go hand in hand.

# Door Index

Model	Page	Page	Image Product Details
A102.....	34	Cover	<b>Custom</b> Wood Door, Mohogany Finish, ND Glass
A110.....	34, 35, 36		
A112.....	40	2	<b>A1202</b> Knotty Alder Woodgrain, Antique Caramel Finish, Optional Rustic Speakeasy Grille in Dark Patina
A115.....	33		
A160.....	34		
A200.....	31	5	<b>A5015</b> Mahogany Woodgrain Door, Mocha Finish, Clear IG Glass
A201.....	30		
A225.....	22, 23, 32	6	<b>A362</b> Douglas Fir Woodgrain Door, Cashmere Finish
A250.....	24, 25		
A252.....	26, 27	8	<b>A1202</b> Knotty Alder Woodgrain Door, Caramel Finish
A302.....	6, 37, 38		
A312.....	21	17	<b>A1301</b> Mahogany Woodgrain Door, Cashmere Finish, Optional Seville Speakeasy, Grille in Dark Patina
A362.....	6, 18, 19, 20		
A387.....	20		
A401.....	29	18	<b>A387</b> Red Oak Woodgrain Door, Honey Finish, X Glass
A412.....	28, 29		
A432.....	37	23	<b>A225</b> Oak Woodgrain Door, Honey Finish
A465.....	41		
A730.....	38	27	<b>A252</b> Mahogany Woodgrain Door, Sequoia Finish, A Glass (Clear Beveled, Rain (Cotswald)), Polished Zinc Caming
A800.....	39		
A890.....	38		
A1101.....	8	35	<b>A110</b> Mahogany Woodgrain, Mission Hardware
A1103.....	20, 21		
A1202.....	8, 9, 10, 11, 14	42	<b>A5037</b> Knotty Alder Woodgrain Door, Mocha Finish, Clear IG Glass, Heritage Grille in Dark Patina, Optional Segment Top
A1208.....	14		
A1209.....	16		
A1221.....	10	50	<b>A5508</b> Mahogany Woodgrain Door, Antique Caramel Finish, Clear IG Glass
A1222.....	14		
A1260.....	44, 45, 49, 55, 58		
A1301.....	15, 16, 17		
A1308.....	16		
A1322.....	2, 10, 11, 12, 13, 14, 15		
A5001.....	52, 55, 56		
A5010.....	52		
A5015.....	5, 53		
A5037.....	42, 43, 46, 47, 48, 55		
A5501.....	56		
A5506.....	54, 55		
A5508.....	50, 51		
A5509.....	54		
A5512.....	53		
A5701.....	52		
A5703.....	53		
A5705.....	52, 53		
A5944.....	53, 54		

NOTE: Actual door and sidelight layouts may vary from the models pictured due to size changes. Please contact your local dealer for layout of each size.

The photographs of installed Custom Fiberglass doors shown in this catalog may not represent installations covered by the warranty.

The JELD-WEN® website is your ultimate resource for learning about our windows and doors. It has all the product information and design advice you need.

Visit us at [jeld-wen.com](http://jeld-wen.com) today.



JELD-WEN is proud to support  
a better way to build

© 2016, 2011, 2010 JELD-WEN, inc. This publication and its contents are owned by JELD-WEN, inc. and are protected under the U.S. Copyright Act and other intellectual property laws. All trademarks, service marks, logos, and the like (whether registered or unregistered) are owned or controlled by JELD-WEN, inc. or others. Unauthorized use or duplication of JELD-WEN intellectual property is prohibited. JELD-WEN reserves the right to change product specifications without notice. Please check our website, [jeld-wen.com](http://jeld-wen.com), for current information.

10-225 04/16 (HPS 04/16 5M)