

**WARMTH OF WOOD FOR
THE FEELING OF HOME.**





Our drive to make windows that are different and better has been at the heart of our company for 115 years, leading us to pioneer new products, set higher standards for the entire industry and ultimately become America's most recognized and trusted brand of windows and patio doors.*

We design and build quality windows and patio doors that are among the best-performing in the industry – and a favorite among builders and homeowners alike. Our energy-efficient, low-maintenance and long-lasting** products not only offer an array of style options for your home, they are also backed by our renowned Owner-2-Owner® limited warranty. So whether you're replacing, remodeling or building new, choose Andersen and nothing less.

400 SERIES

Time-tested, Classic Wood Craftsmanship.

As our most popular products, the 400 Series brings you the best overall blend of performance and style to satisfy just about any window or patio door need. With a time-tested blend of engineering and craftsmanship, these windows and patio doors offer a broad array of shapes, styles and colors to fit any style.

200 SERIES

Warmth of Wood at an Uncommon Value.

Available in our most popular options and sizes, the 200 Series offers Andersen quality at an uncommon value.



400 Series awning, casement and picture windows with White interiors and White contemporary folding hardware.

HOW WINDOWS & DOORS INFLUENCE STYLE



CRAFTSMAN BUNGALOW

Your home is far more than a dwelling.

It's a design statement that speaks volumes about you. Andersen has perfected the art of creating products that are aesthetically pleasing no matter which style you prefer. Our windows, doors and exterior trim work in harmony, not only with each other, but also with your home's architecture. The end result is an enduring investment — timeless beauty and lasting* quality at an exceptional value.

YOUR HOME STYLE

It can be hard to put your finger on the exact style you'd like for your home. To help, Andersen has done extensive research into many architectural styles and how windows and doors play a critical role in achieving them. We've compiled it all into our Home Style Library so you can find the perfect style for your home.

Explore our Home Style Library at andersenwindows.com/stylelibrary



ARTS & CRAFTS


Arts & Crafts is marked by a sense of the familiar, the handmade, and the "craftsmanship" of design. Home styles in this selection include Craftsman Bungalow, Prairie or Shingle which have the following attributes:

- Large glass and single glass openings
- Grilles in the upper sash of the double-hung windows
- Art glass for that distinctive design touch
- 4 ½"-wide flat window trim with sill nose
- Windows and siding are similar in tone; window trim is usually a warm, contrasting color

FARMHOUSE

As a traditional style, Farmhouse brings you back to the casual, simple, relaxed and delightful homestead of earlier time. Home styles can include both American Farmhouse or Queen Anne which have the following attributes:

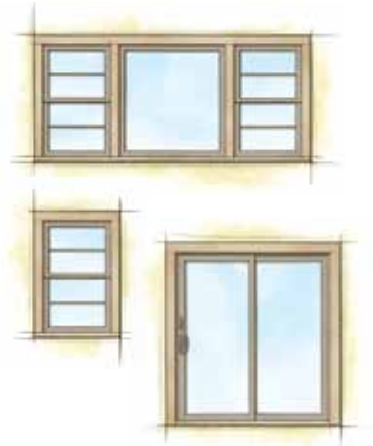
- Double-hung windows that are tall and narrow with a simple grille pattern
- 4 1/2"-wide flat window trim, frequently with a decorative drip cap
- White and Forest Green windows and window trim colors used in any combination



RANCH

Blending styles is becoming more and more popular, and Ranch homeowners are remodeling interiors to be more contemporary and exteriors to be more traditional. Attributes of this style include:

- Divided light windows to enhance both curb appeal and interior aesthetics
- Double-hung, casement and awning windows used alone and in ribbon combinations
- 3 1/2"-wide flat or 2"-wide brick mould window trim that typically coordinates with other features such as roofing or masonry



MODERN

Modern style incorporates clean lines, simple forms and open floor plans. Home styles include Industrial Modern, International Modern and Miesian Modern which have the following attributes:

- Expanses of glass to heighten the interior and expand space and light
- Casements and awnings are widely used window types in Contemporary homes
- 2"-wide brick mould window trim used to minimally highlight the windows or to create a shadow line



COLONIAL

Colonial today refers to a host of blended designs and highly popular styles including Georgian/Federal and Cape Cod. In fact, many homeowners are remodeling other styles of homes to look more colonial. Attributes of this style include:

- Dormers and divided light double-hung windows
- Clapboard siding and shutters
- Fan light over entry door
- 3 1/2"- or 4 1/2"-wide flat window trim, often with a decorative cornice
- White or Light Gray windows with stark, contrasting window trim





400 Series casement, awning, picture and Flexiframe® windows with Black exteriors.

400 SERIES AND 200 SERIES EXTERIOR AND INTERIOR OPTIONS

EXTERIOR OPTIONS*

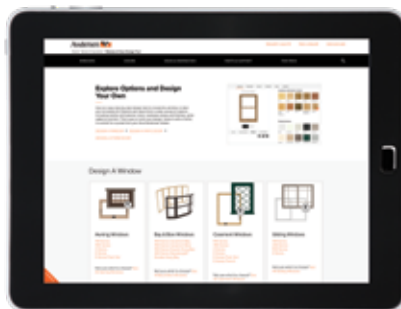

Our Perma-Shield® exterior cladding system, a time-tested Andersen innovation, offers low-maintenance and durability while also providing an attractive appearance.



INTERIOR OPTIONS*

The interiors of all Andersen® windows and patio doors are available in unfinished stain-grade Pine or with a long-lasting,** low-maintenance White finish. Select windows are available with a Dark Bronze or Black* finish.

400 Series Woodwright® windows and Frenchwood® patio doors can also be ordered with unfinished Oak or Maple interiors, while 200 Series Perma-Shield® gliding patio doors feature matching interiors and exteriors.



Design your window at
andersenwindows.com/design-tool



*Some products are not available in all colors or wood species. See your Andersen supplier for details. **Visit andersenwindows.com/warranty for details.
†Dark Bronze and Black interior units have matching exteriors. ‡Not available on 400 Series Woodwright double-hung windows.

OPTIONS & ACCESSORIES


WINDOW HARDWARE

TIMELESS BEAUTY

Whether replacing, remodeling or building new, our hardware options enhance your home's décor. Choose from a variety of hardware designs ranging from traditional and classical to simple and contemporary.

ANDERSEN® HARDWARE FINISHES

Choose window hardware finishes that complement your home's cabinetry, lighting and room décor.



Antique Brass



Black



Bright Brass



Brushed Chrome



Distressed Bronze



Distressed Nickel



Gold Dust




Oil Rubbed Bronze



Polished Chrome



Satin Nickel



Stone



White



Contemporary casement folding hardware in Satin Nickel finish.



Estate™ lock & keeper in Oil Rubbed Bronze finish.

Distressed Bronze and Oil Rubbed Bronze are "living" finishes that will change with time and use.

Printing limitations prevent exact finish replication. See your Andersen supplier for actual finish samples.

DOUBLE-HUNG HARDWARE

400 SERIES WOODWRIGHT® WINDOWS



Antique Brass | **Black** | Bright Brass
 Brushed Chrome | Distressed Bronze
 Distressed Nickel | Gold Dust | Oil Rubbed Bronze
 Polished Chrome | Satin Nickel | Stone | White

400 SERIES TILT-WASH WINDOWS



STANDARD: Stone | White
 OPTIONAL: Black | **Gold Dust**

200 SERIES TILT-WASH WINDOWS



STANDARD: Stone | **White**
 OPTIONAL: Antique Brass | Black | Bright Brass
 Gold Dust | Oil Rubbed Bronze | Satin Nickel

OPTIONAL 400 SERIES DOUBLE-HUNG HARDWARE*

TRADITIONAL




Antique Brass | Black | Bright Brass | Brushed Chrome | Distressed Bronze | Distressed Nickel
 Gold Dust | **Oil Rubbed Bronze** | Polished Chrome | Satin Nickel | Stone | White

CONTEMPORARY



Antique Brass | Black | Bright Brass
 Brushed Chrome | Distressed Bronze | **Distressed Nickel**
 Gold Dust | Oil Rubbed Bronze | Polished Chrome
 Satin Nickel | Stone | White

ESTATE™



Antique Brass | **Bright Brass** | Brushed Chrome | Distressed Bronze
 Distressed Nickel | Oil Rubbed Bronze | Polished Chrome | Satin Nickel

*Lock & Keeper available only for 400 Series tilt-wash double-hung windows.
 Lifts only available for 400 Series Woodwright double-hung windows.*

CLASSIC SERIES™



Stone | **White**

Available only for 400 Series Woodwright double-hung windows.

CASEMENT & AWNING HARDWARE OPTIONS*

CLASSIC SERIES



Stone | **White**

ESTATE



Antique Brass | Bright Brass | Brushed Chrome
 Distressed Bronze | Distressed Nickel | Oil Rubbed Bronze
 Polished Chrome | Satin Nickel

TRADITIONAL FOLDING



Antique Brass | Black | Bright Brass
Distressed Bronze | Distressed Nickel | Gold Dust
 Oil Rubbed Bronze | Satin Nickel | Stone | White

CONTEMPORARY FOLDING



Black | Bright Brass | Gold Dust | Oil Rubbed Bronze
Satin Nickel | Stone | White

Folding handle avoids interference with window treatments.

GLIDING HARDWARE

400 SERIES GLIDING WINDOWS



Antique Brass | Black | Bright Brass
Brushed Chrome | Distressed Bronze
 Distressed Nickel | Oil Rubbed Bronze
 Polished Chrome | Satin Nickel
 Stone | White

200 SERIES GLIDING WINDOWS



STANDARD:
 Stone | **White**
 OPTIONAL:
 Antique Brass
 Black
 Bright Brass
 Gold Dust
 Oil Rubbed Bronze
 Satin Nickel

Bold name denotes finish shown.

*All Andersen® hardware is sold separately, except standard hardware.

OPTIONS & ACCESSORIES

GRILLES

ADD STYLE

Andersen® grilles are available in a wide selection of standard as well as custom patterns.

GRILLE OPTIONS

MATCH ACROSS ALL PRODUCTS

Colonial



Double-Hung



Picture Window



Frenchwood®
Patio Door

Colonial Upper Sash



Prairie A



Specified Equal Light
Choose any number of same-size rectangles across or down.



3x1 Upper Sash Only



2x2



Simulated
Double-Hung



Our 2 1/4"-wide grille can make a casement window look like a double-hung.

Diamond



Custom



Custom

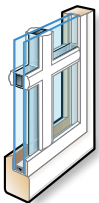


Your Pattern Here



GRILLE CONFIGURATIONS

Full Divided Light



Give your window an authentic look with full divided light grilles that are permanently applied to the interior and exterior of your window with a spacer between the glass.

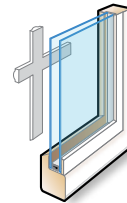
Permanent Exterior
Permanent Interior with Spacer



Permanent Exterior
Permanent Interior
Permanent Exterior
Removable Interior

Simulated Divided Light

Simulated divided light offers permanent grilles on the exterior and interior with no spacer between the glass. We also offer permanent exterior grilles with removable interior grilles, available in natural wood or prefinished white.



Removable
Interior Grille



Finelight™ Grilles
Between-the-Glass

Convenient Cleaning Options

Removable interior grilles come off for easy cleaning. Andersen® Finelight™ grilles are installed between the glass panes and feature a contoured 1" or 3/4" profile.

Grille Widths (actual size shown)



3/4"



7/8"



1 1/8"



2 1/4"



400 Series casement and picture windows with White interiors and specified equal light grille pattern.

OPTIONS & ACCESSORIES

GLASS

HIGH-PERFORMANCE GLASS

Glass can affect energy efficiency more than any other part of a window or patio door — and not all glass performs the same. Andersen offers one of the industry's widest array of glass options, so you're sure to find the right choice for your climate and your home. Choose from these High-Performance glass options.



Low-E4® Glass

Outstanding thermal performance for climates where both heating and cooling costs are a concern. It is up to 56% more energy efficient than ordinary dual-pane glass.*



Low-E4 SmartSun™ Glass

It gives you the benefits of Low-E4 glass, plus it helps shield your home from the sun's heat and filters out 95% of harmful UV rays while letting sunlight shine through.



Low-E4 Sun Glass

It's tinted for maximum protection from the effects of intense sunlight while providing all the benefits of Low-E4 glass.



PERFORMANCE COMPARISON OF ANDERSEN® GLASS OPTIONS

GLASS	ENERGY		LIGHT	
	U-FACTOR	SOLAR HEAT GAIN COEFFICIENT	VISIBLE LIGHT TRANSMITTANCE	UV PROTECTION
	How well a product prevents heat from escaping.	How well a product blocks heat caused by sunlight.	How much visible light comes through a product.	How well a product blocks ultraviolet rays.
SmartSun	● ● ● ○	● ● ● ●	● ● ● ○	● ● ● ●
SmartSun with HeatLock [®] Coating	● ● ● ●	● ● ● ●	● ● ○ ○	● ● ● ●
Low-E4	● ● ● ○	● ● ● ○	● ● ● ○	● ● ● ○
Low-E4 with HeatLock [®] Coating	● ● ● ●	● ● ● ○	● ● ● ○	● ● ● ○
Sun	● ● ● ○	● ● ● ●	● ○ ○ ○	● ● ● ○
PassiveSun[®]	● ● ● ○	● ○ ○ ○	● ● ● ○	● ● ● ○
Clear Dual-Pane	● ○ ○ ○	○ ○ ○ ○	● ● ● ●	○ ○ ○ ○

Center of glass performance only. Ratings based on glass options as of January 2018. Visit andersenwindows.com for ENERGY STAR® map and NFRC total unit performance data.

Visit andersenwindows.com/glass for more details on our glass options.

PATTERNED GLASS

Patterned glass lets in light while obscuring vision and adds a unique decorative touch to your home.



ART GLASS

With art glass from Andersen, you can enhance a transparent look, express your individuality or add a touch of elegance. These finely crafted inserts are available in two distinctly different series to complement any home's architecture and designed to fit most Andersen windows and patio doors.



*Summer values are based on comparison of Andersen® 400 Series tilt-wash double-hung window SHGC to the SHGC for clear, dual-pane glass, non-metal frame default values from the 2006, 2009, 2012, 2015 and 2018 International Energy Conservation Code "Glazed Fenestration" Default Tables.

OPTIONS & ACCESSORIES

INSECT SCREENS

Optional insect screens are available for all 400 and 200 Series products. Patio doors feature conventional Andersen® fiberglass insect screens. For windows, choose aluminum insect screens, or TruScene® insect screens that provide a clearer view, help bring the outdoors into your home and are less noticeable from the street.




TRUSCENE INSECT SCREENS — 50% GREATER CLARITY*


Exclusive Andersen TruScene insect screens provide more than 50% greater clarity than our conventional insect screens for a beautifully unobstructed view. And they let in more fresh air and sunlight, while doing a better job of keeping out small insects.

FRAMES


For casement and awning windows, TruScene insect screen frames are available in Stone, White, Dark Bronze, Black or Pine veneer that can be stained to match the window. Insect screen frames for all other windows are installed on the exterior of the window and match the unit's exterior color.



Stone




White



Pine

FULL OR HALF WINDOW INSECT SCREENS

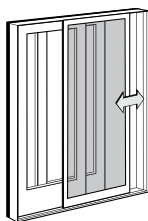


Full insect screens are available for Andersen venting windows. Andersen also offers the option of half insect screens for the lower sash of our tilt-wash double-hung windows.

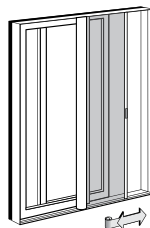
PATIO DOOR INSECT SCREEN OPTIONS

All hinged and gliding patio door insect screens have a long-lasting** fiberglass screen mesh with a charcoal finish. Available in colors to match the exterior of the door.†

GLIDING PATIO DOORS

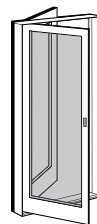


Gliding Insect Screen
Gliding insect screens are available for two- and four-panel doors.

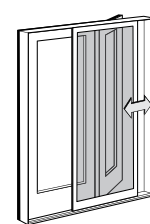
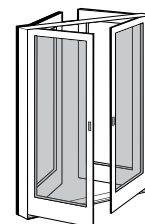


Retractable Insect Screen
The retractable insect screen is installed on the exterior of the door and opens side to side across the width of the opening. When the insect screen is not in use, it neatly retracts into a small canister. Available for two-panel doors.

HINGED INSWING PATIO DOORS



Hinged or Double-Hinged Insect Screen
Available for single-panel doors and two-panel jamb hinged doors.



Gliding Insect Screen
Available for all two- and three-panel doors.

*Comparisons made to conventional Andersen aluminum insect screens. **Visit andersenwindows.com/warranty for details. †See your Andersen supplier for availability. Printing limitations prevent exact color replication. See your Andersen supplier for actual color samples.

OPTIONS & ACCESSORIES

EXTERIOR TRIM

For more curb appeal, add optional Andersen® exterior trim. It's available in 11 colors, so you can match or complement your window or door colors to create a variety of looks. Made of Fibrex® material, our trim never needs painting, and it won't fade, flake, blister or peel no matter what the climate.*



Red Rock trim
Sandtone window

TRIM COLORS



WINDOW AND DOOR COLORS**



Watch videos and use our visualizer tool to create your own look at: andersenwindows.com/exteriostrim



STYLES



2" Brick Mould
Dove Gray trim
Terratone window



3 1/2" Flat Casing
Dark Bronze trim
White window



4 1/2" Flat Casing
Canvas trim
Forest Green window

HEAD TRIM OPTIONS



Decorative Drip Cap
Red Rock trim
Sandtone window



2" Cornice
Red Rock trim
Sandtone window



3 5/8" Cornice
Red Rock trim
Sandtone window

OPTIONS & ACCESSORIES

SMART HOME SOLUTIONS

THE SMARTEST TECHNOLOGY FOR THE SMARTEST HOMES

Andersen® smart home solutions provide increased security, convenience and peace of mind. Now you can include windows and patio doors to truly complete your connected home, and with self-monitoring and professional monitoring options available with each smart home product, there are options to fit every home and lifestyle. To learn more, visit andersenwindows.com/connect.



WIRELESS OPEN/CLOSED SENSORS

These wireless sensors provide the peace of mind of knowing whether windows and patio doors are open or closed.**



FEATURES/BENEFITS

- EASY INSTALLATION**
 No tools are required to install our sensors. Simply place the sensor on a window or patio door and line up the magnet with the sensor until the LED glows blue.†
- MAINTAINS WARRANTY**
 No drilling required which can void warranties.
- COMPACT DESIGN**
 Sleek, compact design for a clean appearance, available in a variety of colors to blend in with the window or patio door.

COLOR OPTIONS



VERILOCK® SECURITY SENSORS


With the most advanced technology in the industry, VeriLock® security sensors* not only indicate whether windows and patio doors are open or closed, they even tell you if they are locked or unlocked.** No other sensor can do that.



FEATURES/BENEFITS

- MAINTAINS WARRANTY**
 No drilling required which can void warranties.
- HELPS MAXIMIZE ENERGY EFFICIENCY**
 Windows that are closed but unlocked lose air at a rate up to 3X that of a closed and locked window.** VeriLock sensors tell you which windows and patio doors are open or unlocked** so you can help manage air loss.†
- PRESERVES BEAUTY**
 Available in a variety of colors to complement many Andersen hardware or interior finishes.

COLOR OPTIONS



*Not available on 400 Series Woodwright® **When properly configured and maintained with a professionally installed security system and/or self-monitoring system compatible with Honeywell® 5800 controls. See your Andersen supplier for more information. †Based on testing of thirty-two (32) A-Series double-hung windows. Air loss through unlocked windows will vary based on window type and age, pressure differential, temperatures inside and outside the home, altitude and application. ††Not available on 400 Series tilt-wash.

ENERGY EFFICIENCY. DURABILITY. RELIABILITY.



ENERGY-SAVING GLASS FOR ANY CLIMATE

Andersen makes windows and doors with options that make them ENERGY STAR® v. 6.0 certified throughout the United States.

Visit andersenwindows.com/energystar for more information and to verify that the product with glass option is ENERGY STAR certified in your area.

LOW-MAINTENANCE, NEVER NEEDS PAINTING

The Perma-Shield® exteriors on Andersen windows and doors offer superior weather resistance and are virtually maintenance free.

KEEPS THE WEATHER OUT

Our weather-resistant construction seals out drafts, wind and water so well, you can relax in comfort whatever the weather. We carefully select weatherstripping to suit each style of window and door to make sure you enjoy superior comfort and reliability.



WE OFFER OPTIONS FOR THE HARSHTEST WEATHER ENVIRONMENTS

400 Series windows with Stormwatch® protection meet building code requirements in coastal areas.* Products with Stormwatch protection are energy efficient, resist the effects of salt water† and stand up to hurricane-force winds and wind-borne debris.** For details, visit andersenwindows.com/coastal.

OWNER2OWNER® LIMITED WARRANTY

QUALITY SO SOLID, THE WARRANTY IS TRANSFERABLE*

Many other window and door warranties end when a home is sold, but our coverage — 20 years on glass, 10 years on non-glass parts — transfers from each owner to the next. And, because it is not prorated, the coverage offers full benefits, year after year, owner after owner. So it can add real value when you decide to sell your home.

BUILT FOR YEARS TO COME*

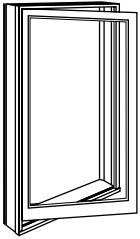
Our products are built strong to last long.* We use the right materials in the right places, including solid wood, fiberglass and our own Fibrex® composite material. These give our windows and doors superior strength, stability and long-term beauty.

RIGOROUSLY TESTED

The exclusive Andersen® Perma-Shield® system gives our windows and doors a tough, protective shell that safeguards the wood inside. It repels water, resists dents† and stays beautiful for years.


WINDOW & DOOR TYPES

WINDOW TYPES




CASEMENT

Casement windows are hinged windows that, with a turn of a crank, open outward to the right or to the left. Casements are common above kitchen sinks and give you flexibility to group in stunning combinations.




AWNING

Awning windows are hinged at the top and open outward. They catch breezes from the left or right and are often used above, below or alongside stationary windows.




DOUBLE-HUNG

A double-hung window has two vertically sliding sashes in a single frame. Double-hungs lift open while remaining flush with the wall, making them ideal around patios, decks and walkways.



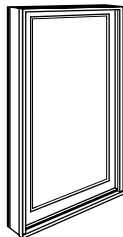
BAY & BOW

Bay and bow windows are window combinations that project outward from a home. These dramatic combinations can add space, volume and light to a room and add more personality to any home.



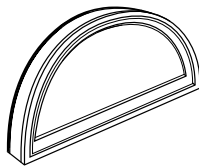
GLIDING

Gliding windows feature two sash, with at least one of the sash sliding horizontally past the other. They give you the advantages of double-hung windows with a more contemporary look.



STATIONARY


Stationary windows, as the name states, are windows that don't open. Often referred to as picture or transom windows, they're typically used in combination with venting windows.



SPECIALTY


Specialty windows are stationary windows characterized by their special shapes, including curves and dramatic angles. They can make a signature statement in your home and provide a delicate lighting accent.

PATIO DOOR TYPES



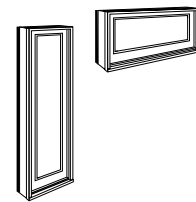
GLIDING

With at least one panel that glides smoothly past another door panel, you'll get more room where you need it — inside or out.



HINGED INSWING

To save room in smaller areas such as balconies, patios and decks, you'll love the space-enhancing benefits of inswing patio doors.



SIDELIGHTS & TRANSOMS

Expand your patio door with elegant combinations, including sidelights, transoms and stationary door panels.



400 Series Woodwright® double-hung insert replacement windows with Oak interiors.

400 SERIES WOODWRIGHT® DOUBLE-HUNG WINDOWS

OUR PREMIUM 400 SERIES DOUBLE-HUNG WINDOW OFFERS CLASSIC STYLE AND MODERN EASE.

With their authentic craftsmanship and beautiful details, Andersen® Woodwright® double-hung windows allow you to retain or add charm to your home with beautiful wood interiors and a wide array of style options.

AUTHENTIC CRAFTSMANSHIP

Woodwright windows help replicate the look of classic architecture and feature wood jamb liners to integrate seamlessly with your existing interior trim.



INTERIOR OPTIONS

Choose from three interior wood species or low-maintenance prefinished White to closely match or replicate your current home décor.



This product available with Stormwatch® protection, including impact-resistant glass with a Performance Grade (PG) Upgrade on select sizes.



EASY TILT-RELEASE LOCK

By just pushing your thumb forward, the window tilts inward to make cleaning your window even easier.



BEAUTY IS IN THE DETAILS

Elegant hardware features a traditional spoon style design and is available in 12 finishes to match cabinetry and décor.

SPECIALTY WINDOWS

Woodwright full-frame windows come in a variety of shapes, from a simple rectangular shape to a distinct, architecturally inspired look with graceful arches. Bay window combinations are also available for this product.



DESIGNED FOR EVERY APPLICATION REPLACING, REMODELING OR BUILDING?

INSERT WINDOW

Available for easy replacement.

- Fits into existing wood window frame
- Saves time and money with minimal disruption to your home
- Available in three sill angle options for a weathertight fit
- Includes convenient installation kit

FULL-FRAME WINDOW

Available for new construction or remodeling projects.

- Offers maximum visible glass area
- Good option when wanting to change size or shape of existing window opening



Available in custom sizes
for both insert and
full-frame windows.

400 SERIES TILT-WASH DOUBLE-HUNG WINDOWS

OUR BEST-SELLING DOUBLE-HUNG WINDOW

INTERIOR OPTIONS

Choose from unfinished stain-grade Pine or three low-maintenance prefinished interior options.



Pine

White

Dark
Bronze

Black

LONG-LASTING*, WEATHERTIGHT PERFORMANCE

Our Perma-Shield® exterior cladding protects the unit and offers low-maintenance. Dual-layer weatherstripping helps seal out dust, wind and water.

TILT-IN FEATURE

Easily tilt your sash in to clean your windows from the inside of your home.



NARROLINE® WINDOW CONVERSION KIT

If your home has Andersen® Narroline® windows that were made after 1967, our quick conversion kit can easily turn them into convenient, tilt-wash double-hung windows.

DESIGNED FOR EVERY APPLICATION REPLACING, REMODELING OR BUILDING?

INSERT WINDOW

Available for easy replacement.

- Fits into existing wood window frame
- Saves time and money with minimal disruption to your home
- Available in three sill angle options for a weathertight fit
- Includes convenient installation kit

FULL-FRAME WINDOW

Available for new construction or remodeling projects.

- Offers maximum visible glass area
- Good option when wanting to change size or shape of existing window opening



This product available with Stormwatch® protection, including impact-resistant glass.

Available in custom sizes
for both insert and
full-frame windows.



*Visit andersenwindows.com/warranty for details.



400 Series Tilt-wash double-hung windows with White interiors and White hardware.




400 Series casement windows with White interiors and White contemporary folding hardware.

400 SERIES CASEMENT WINDOWS

Andersen® 400 Series casement windows feature a time-tested design that is extremely reliable and energy efficient.

INTERIOR OPTIONS

Choose from unfinished stain-grade Pine or three low-maintenance prefinished interior options.



Pine White Dark Bronze Black

SINGLE-ACTUATION LOCK

This Andersen lock is engineered to secure a casement window firmly at multiple points with just one handle. It also features a “reach out” action that pulls in the sash for a weathertight seal.

SMOOTH CONTROL HARDWARE

The smooth control hardware system allows for easy operation with a simple turn of the handle. Folding hardware options available to avoid interference with window treatments.



LONG-LASTING* PERFORMANCE

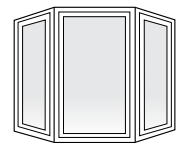
Our Perma-Shield® exterior cladding protects the unit and offers low-maintenance.



This product available with Stormwatch® protection, including impact-resistant glass.

BAY & BOW WINDOWS

Bay and bow window combinations are available for this product.



Available in custom sizes and without a nailing flange to fit into your existing opening, making installation quick and easy.



*Visit andersenwindows.com/warranty for details.

400 SERIES AWNING WINDOWS

Andersen® 400 Series awning windows give you the same features and outstanding performance platform as our casement windows. In addition, they add design options. For example, placed high on a wall, awning windows can bring light and fresh air into your home without compromising privacy.

INTERIOR OPTIONS

Choose from unfinished stain-grade Pine or three low-maintenance prefinished interior options.



Pine



White



Dark
Bronze



Black



This product available with Stormwatch® protection, including impact-resistant glass.

Available in custom sizes and without a nailing flange to fit into your existing opening, making installation quick and easy.



400 Series awning and picture windows with Pine interiors and traditional folding hardware in Stone.



400 Series gliding and picture windows with Pine interiors.

400 SERIES GLIDING WINDOWS

In addition to helping provide top energy efficiency, reliable performance and uncommon beauty, both sash on our 400 Series gliding windows can be opened to the left or right to give you improved ventilation.



INTERIOR OPTIONS

Choose from unfinished stain-grade Pine or three low-maintenance prefinished interior options.



Pine



White



Sandtone*



Dark
Bronze



Black

*Sandtone interior is available on 400 Series gliding windows only.

400 SERIES SPECIALTY WINDOWS

These specialty windows let you complement your home's style with elegant arches and dramatic angles. Used alone or in combination with other windows, they heighten curb appeal and enhance the character of your home.



Springline™



Quarter Round



Oval



Extended Gothic



Half Circle*



Arch



Circle



Octagon

Arch, Springline and Flexiframe windows are available in custom sizes.

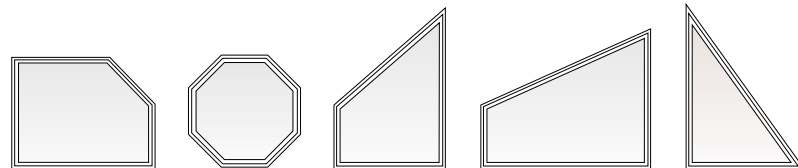
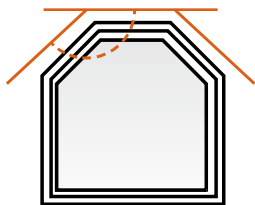


WINDOWS AND DOORS WITH
StormWATCH
PROTECTION

Specialty and Flexiframe windows are available with Stormwatch® protection. Visit andersenwindows.com/coastal for more details.

FLEXIFRAME® WINDOWS

Flexiframe® windows are available in custom sizes and can be designed in nearly any shape made with straight lines, provided no angle is less than 14 degrees. When other window companies say it can't be done, Andersen does it easily — and beautifully.




Examples of Alternative Shapes

COMPLEMENTARY WINDOWS

These windows are carefully handcrafted to complement our 400 Series products with dramatic sizes and extraordinary shapes that give your home a signature look. Custom sizes and shapes are also available.

CASEMENT WINDOWS

Andersen® complementary casement windows offer easy operation along with old-world style. They include French casements — twin sash inside of one frame with, unlike ordinary casements, no mullion bar between them, giving you a totally unobstructed view. Complementary casement windows are available in rectangles, trapezoids and a variety of arched shapes.



SPECIALTY WINDOWS

Andersen complementary specialty windows let you choose from a wide variety of uncommon shapes, including elegant arches, striking angles and compelling curves.





400 Series casement, picture and Flexiframe® windows with Black interiors and contemporary folding hardware in Black.



200 Series double-hung windows with White interiors and White hardware.

200 SERIES TILT-WASH DOUBLE-HUNG WINDOWS

Our 200 Series tilt-wash double-hung window comes in our most popular sizes and gives you our most requested options. You still get low-maintenance exteriors and real wood interiors, along with our renowned Owner-2-Owner® limited warranty.*



INTERIOR OPTIONS

Choose from unfinished stain-grade Pine or low-maintenance prefinished White interiors.



Pine

White

TILT-IN FEATURE

Tilt-in top and bottom sash with low-profile tilt latches to clean your windows from the inside of your home.

200 SERIES GLIDING WINDOWS

Andersen 200 Series gliding windows feature a single operating sash and give you low-maintenance exteriors, with real wood interiors.



INTERIOR OPTIONS

Choose from unfinished stain-grade Pine or low-maintenance prefinished White interiors.















Pine

White

400 SERIES & 200 SERIES WINDOW COMPARISON CHART

Use the quick reference chart below to decide which Andersen® products best fit your project needs.

WINDOW FEATURES		400 SERIES WOODWRIGHT®	400 SERIES WOODWRIGHT INSERT	400 SERIES TILT-WASH	400 SERIES TILT-WASH INSERT	400 SERIES CASEMENT	400 SERIES AWNING	400 SERIES GLIDING	NARROLINE® CONVERSION KIT	200 SERIES TILT-WASH	200 SERIES GLIDING
Low-Maintenance Exteriors											
	White	●	●	●	●	●	●	●	●	●	●
	Canvas	●	●	●	●	●	●	●	●		
	Sandtone	●	●	●	●	●	●	●	●	●	●
	Terratone	●	●	●	●	●	●	●	●		
	Forest Green	●	●	●	●	●	●	●			
	Dark Bronze	●	●	●	●	●	●	●			
	Black	●	●	●	●	●	●	●			
Interiors											
	Maple	●	●								
	Oak	●	●								
	Pine	●	●	●	●	●	●	●	●	●	●
	White	●	●	●	●	●	●	●	●	●	●
	Dark Bronze			●	●	●	●	●			
	Black			●	●	●	●	●			
Easy Cleaning											
	Tilt-to-Clean Sash	●	●	●	●				●	●	
Grilles											
	Full Divided Light	●	●	●	●	●	●	●	●		
	Simulated Divided Light	●	●	●	●	●	●	●	●	●	●
	Finelight™ Grilles-Between-the-Glass	●	●	●	●	●	●	●	●	●	●
	Removable Interior Grilles	●	●	●	●	●	●	●	●	●	●
Performance Options											
	Stormwatch® Protection	●		●		●	●				
High-Performance Glass											
	Low-E4®	●	●	●	●	●	●	●	●		
	Low-E4 Sun	●	●	●	●	●	●	●	●		
	Low-E4 SmartSun™	●	●	●	●	●	●	●	●		
	Low-E									●	●
	Low-E SmartSun									●	●
	Clear Dual-Pane					●	●			●	●
	HeatLock™ Coating	●	●	●	●	●	●	●	●	●	●
Unit Sizes											
	Minimum Width	1'-9 5/8"	1'-4 1/2"	1'-9 5/8"	1'-9 1/4"	1'-5"	2'-0 1/8"	2'-11 1/4"	Fits Narroline windows made after 1967	1'-7 1/2"	2'-11 1/2"
	Maximum Width	3'-9 5/8"	3'-9 5/8"	3'-9 5/8"	3'-8 7/8"	7'-0 5/8"	5'-11 7/8"	5'-11 1/4"		3'-3 1/2"	5'-11 1/2"
	Minimum Height	3'-0 7/8"	2'-3 3/4"	3'-0 7/8"	3'-0 3/8"	2'-0 1/8"	1'-5"	1'-10 1/4"		2'-11 1/2"	1'-5 1/2"
	Maximum Height	6'-4 7/8"	6'-5"	7'-8 7/8"	7'-6 5/8"	5'-11 7/8"	4'-0"	4'-11 1/4"		5'-11 1/2"	4'-11 1/2"
Custom Sizes 		●	●	●	●	●	●				



200 Series Narroline® gliding door with White interior and Albany hardware in Black

GLIDING PATIO DOORS

Gliding patio doors are ideal for any climate or any room. Unlike hinged patio doors, they fit into tighter spaces because they have at least one operating panel that glides horizontally so it does not interfere with your room or patio. Whether you want a traditional or contemporary look, Andersen offers a full portfolio of space-saving, weathertight gliding patio doors.

UNIQUE LOCKING SYSTEM FOR PEACE OF MIND

For weather protection and improved security, our reach-out locking system pulls the door tightly against the jamb.

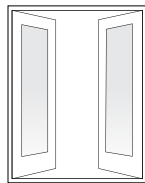


An optional auxiliary foot lock provides an extra measure of security when the door is in a locked position. Available finishes coordinate with our patio door hardware.



DID YOU KNOW?

You can easily replace a gliding patio door with a hinged door, giving you the option of having two panels that can open.



SMOOTH, LONG-LASTING* OPERATION

Our gliding patio doors have panels that move on adjustable ball-bearing rollers and a durable stainless steel-capped track. The result is long-lasting,* smooth, effortless operation.



WEATHERTIGHT PERFORMANCE

Interlock weatherstripping is designed to seal out drafts, wind and water.

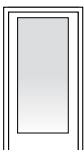
PREMIUM HARDWARE

Match the style of your home décor with our wide selection of hardware styles and finishes — more than you'll find with just about any other manufacturer. An optional exterior keyed lock can also be added to your hardware selection.

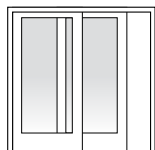
Available in custom sizes for an exact fit for your project. **CUSTOM SIZES**

EXPAND YOUR VIEW OPTIONAL CONFIGURATIONS

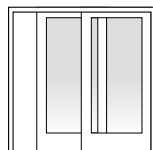
With an extensive array of options including the addition of stationary panels and either two- or four-panel configurations to fit virtually any size requirements.



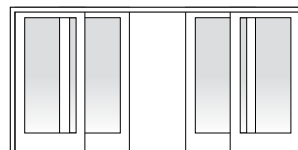
Stationary Panel



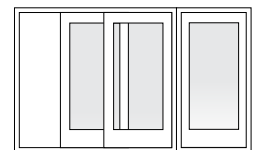
Two-Panel Right Open



Two-Panel Left Open



Four-Panel Center Open



Two-Panel Left Open joined to a Stationary Panel

*Visit andersenwindows.com/warranty for details.

400 SERIES FRENCHWOOD® GLIDING DOORS

TRADITIONAL FRENCH DOOR STYLING.

Our best-selling gliding patio door offering time-tested, classic wood craftsmanship.

LONG-LASTING* PERFORMANCE

Our Perma-Shield® exterior cladding protects the unit and offers low-maintenance.

INTERIOR OPTIONS

Choose from stain-grade quality wood interiors that are ready to finish or a low-maintenance, prefinished white interior.

CONFIGURATIONS

Available in two- and four-panel door configurations.

BLINDS-BETWEEN-THE-GLASS

Optional blinds are located between the panes of insulated glass, protected from dust and damage, and never need cleaning.

*Visit andersenwindows.com/warranty for details.



400 Series Frenchwood® gliding door with White interior and Anvers® hardware in Satin Nickel.

200 Series Perma-Shield gliding door with optional blinds-between-the-glass.



200 SERIES PERMA-SHIELD® GLIDING DOORS

LOW-MAINTENANCE INSIDE AND OUT.

A tried-and-true classic, Perma-Shield® patio doors feature contemporary profiles to maximize light and view and are protected inside and out with rigid vinyl cladding to keep maintenance to a minimum.

LONG-LASTING* PERFORMANCE

Solid wood core with durable Perma-Shield interior and exterior cladding that protects the unit.

CONFIGURATIONS

Available in two-panel door configurations.

BLINDS-BETWEEN-THE-GLASS

Optional blinds are located between the panes of insulated glass, protected from dust and damage, and never need cleaning.

200 Series Narroline gliding door with Pine interior and Tribeca® hardware in White.



200 SERIES NARROLINE® GLIDING DOORS

CONTEMPORARY PROFILES WITH THE WARMTH OF WOOD.

Our 200 Series Narroline® gliding patio doors combine the beauty of natural wood with sleek contemporary profiles to maximize your view and fill your home with sunlight.

LONG-LASTING* PERFORMANCE

Our Perma-Shield exterior cladding protects the unit and offers low-maintenance.

CONFIGURATIONS

Available in two- and four-panel door configurations.

*Visit andersenwindows.com/warranty for details.

HINGED INSWING PATIO DOORS

Designed to open into a room or out onto a patio, hinged patio doors bring nature's beauty inside while enhancing the style of your home. Inswing patio doors save room for smaller exterior areas and are often used in colder climates.

UNIQUE LOCKING SYSTEM FOR PEACE OF MIND

Engaging our patented multi-point locking system positions two hook bolts above and below the center deadbolt. This tightens the door against the frame to help keep the weather out and secure the door firmly.

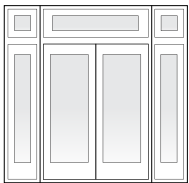


WEATHERTIGHT PERFORMANCE

One-piece, continuous weatherstripping has welded corners to provide maximum protection against air and water infiltration.

CONSIDER EXPANDING YOUR VIEW

Add a border of patio door sidelights or transoms to enhance your view.



SMOOTH, LONG-LASTING* OPERATION

For smooth operation and frictionless movement, you can easily fine tune the position of your door panel with our adjustable hinges. They also include a quick-release feature for easy panel removal during installation.




PREMIUM HARDWARE

Match the style of your home décor with our wide selection of hardware styles and finishes — more than you'll find with just about any other manufacturer. An optional exterior keyed lock can also be added to your hardware selection.


DID YOU KNOW?

You can easily replace a gliding patio door with a hinged door, giving you the option of having two panels that can open.



COMPLEMENTARY CURVED TOP PATIO DOORS

With features like Romanesque arches and insulated decorative art glass, nothing else quite matches the grandeur curved top patio doors can bring to your home. Available in inswing and outswing configurations.



400 Series Frenchwood® hinged inswing door
with Newbury® hardware in Bright Brass.



400 SERIES FRENCHWOOD® HINGED INSWING DOORS

Our best-selling hinged inswing patio door offering time-tested, classic wood craftsmanship.

LONG-LASTING* PERFORMANCE

Our Perma-Shield® exterior cladding protects the unit and offers low-maintenance.

INTERIOR OPTIONS

Choose from stain-grade quality wood interiors that are ready to finish or a low-maintenance, prefinished white interior.

CONFIGURATIONS

Available in single-, two- and three-panel door configurations.

Available in custom
sizes for an exact fit
for your project.



200 Series hinged inswing door in White
with Anvers® hardware in Satin Nickel.



200 SERIES HINGED INSWING DOORS

Traditional inswing style with a low-maintenance interior and exterior.

BUILT TO LAST

Sturdy fiberglass construction for durability.

EXTERIOR OPTIONS

Frame exteriors are protected by aluminum to maintain an attractive appearance while minimizing maintenance.

LOCKING SYSTEM

Available with our standard hook deadbolt lock or an optional multi-point lock.**

*Visit andersenwindows.com/warranty for details.

**Multi-point locks are standard on 7'-6" and 8'-0" height doors.

GLIDING & HINGED PATIO DOOR HARDWARE*

400 Series and 200 Series patio door hardware is available in a variety of different designs to match any style.



Bold name denotes finish shown.

FSB® HARDWARE* **NEW!**

Durable, stainless steel FSB® hinged door hardware features clean lines and a sleek satin finish for a thoroughly modern look.



HARDWARE FINISHES




*Hardware sold separately. **Available on FSB hardware only.

Distressed bronze and oil rubbed bronze are "living" finishes that will change with time and use. Bright brass and satin nickel finishes on patio door hardware feature a 10-year limited warranty. Matching hinges available in most finishes for inswing patio doors. Printing limitations prevent exact finish replication. See your Andersen supplier for actual finish samples.

"FSB" is a registered trademark of Franz Schneider Brakel GmbH & Co.

400 SERIES & 200 SERIES PATIO DOOR COMPARISON CHART

Use the quick reference chart below to decide which Andersen® products best fit your project needs.

PATIO DOOR FEATURES		GLIDING PATIO DOORS			HINGED PATIO DOORS	
		400 SERIES FRENCHWOOD®	200 SERIES NARROLINE®	200 SERIES PERMA-SHIELD®	400 SERIES FRENCHWOOD INSWING	200 SERIES INSWING
Low-Maintenance Exteriors						
	White	●	●	●	●	●
	Sandtone	●	●	●	●	●
	Terratone	●	●	●	●	●
	Forest Green	●			●	
	Canvas		●	●		
	Black		●	●		
	Dark Bronze		●	●		
Interior Wood Options						
	Maple	●			●	
	Oak	●			●	
	Pine	●	●		●	
Interior Colors & Finishes						
	White	●	●	●	●	●
	Sandtone			●		
	Terratone			●		
	Canvas			●		
	Black			●		
	Dark Bronze			●		
Grilles & Blinds						
	Full Divided Light	●			●	
	Simulated Divided Light	●	●	●	●	●
	Finelight™ Grilles-Between-the-Glass	●	●	●	●	●
	Removable Interior Grilles	●	●	●	●	●
	Blinds-Between-the-Glass	●		●		
High-Performance Glass						
	Low-E4® Tempered	●			●	
	Low-E4 Sun Tempered	●			●	
	Low-E4 SmartSun™ Tempered	●			●	
	Low-E Tempered		●	●		●
	Low-E Sun Tempered		●	●		●
	Low-E SmartSun Tempered		●	●		●
Unit Sizes						
	Minimum Width	4'-11 1/4"	4'-11 1/4"	4'-11 1/4"	4'-0"	4'-0"
	Maximum Width	15'-9"	15'-9"	8'-0"	8'-11 1/8"	5'-11 1/4"
	Minimum Height	6'-7 1/2"	6'-7 1/2"	6'-7 1/2"	6'-7 1/2"	6'-7 1/2"
	Maximum Height	7'-11 1/2"	7'-11 1/2"	7'-11 1/2"	7'-11 1/2"	7'-11 1/2"
Custom Sizes 		●	●	●	●	

To learn more about other Andersen doors, including Big Doors and Entry Doors, visit andersenwindows.com/doors.



IMPROVING THE VIEW OUTSIDE THE ENVIRONMENT HAS A BUSINESS PARTNER

Respect for the environment is nothing new at Andersen. For more than a century, it's been part of who we are. Our commitment to recycle and reclaim materials began simply because it was good business. Now it's part of our commitment to sustainability and responsible stewardship of all our resources. Andersen is committed to providing you with long-lasting,* energy-efficient windows and doors.

Visit andersencorporation.com or andersenwindows.com/sustainability for more information.



Andersen makes windows and doors with options that make them **ENERGY STAR® v. 6.0** certified throughout the United States.



Andersen is a charter member of the **U.S. Green Building Council** and a strong supporter of its LEED® (Leadership in Energy and Environmental Design) National Green Building Standard rating system.



Andersen was the first window and door manufacturer with **Green Seal™** certified products. Please visit our website at andersenwindows.com for a list of certified products.



10% POST CONSUMER RECYCLED FIBER

Printed on FSC® certified paper, with a minimum of 10% post-consumer recovered fiber. The cover paper is produced using Green-e certified renewable energy.

Celebrating 115 Years 1903-2018

Andersen 



"ENERGY STAR" is a registered trademark of the U.S. Environmental Protection Agency. All logos and marks are trademarks of their respective owners. "Andersen" and all other marks where denoted are trademarks of Andersen Corporation. ©2018 Andersen Corporation. All rights reserved. 06/18 Part #9040569